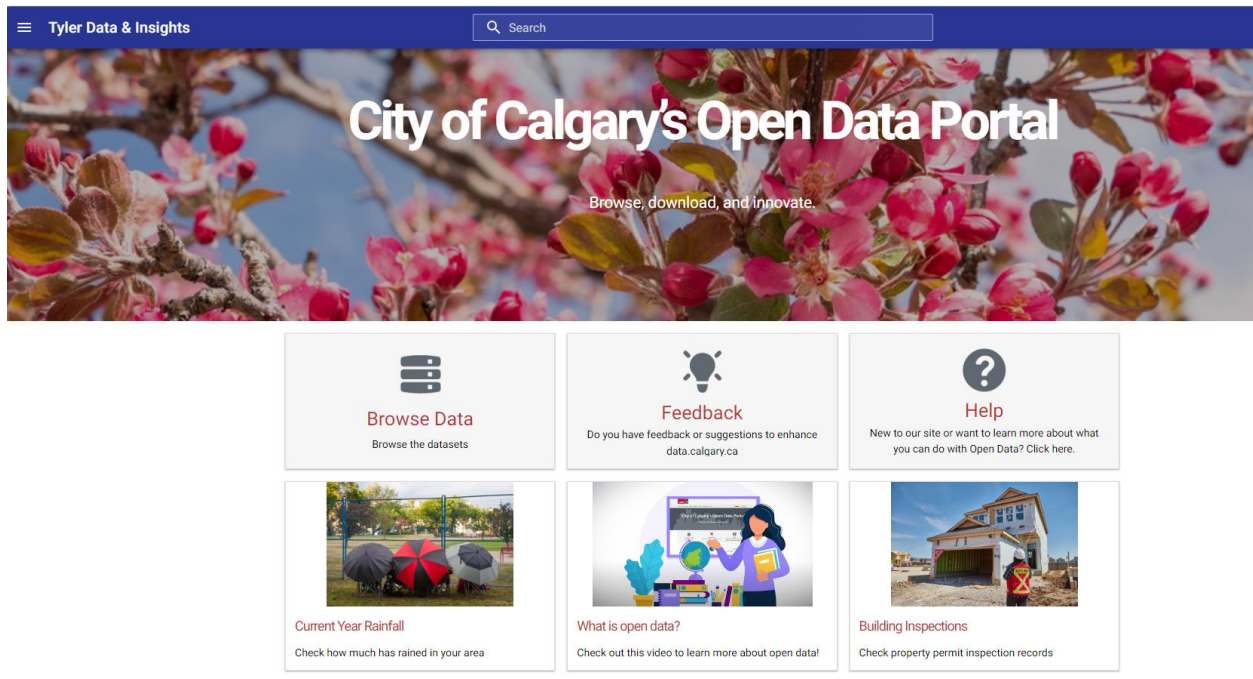
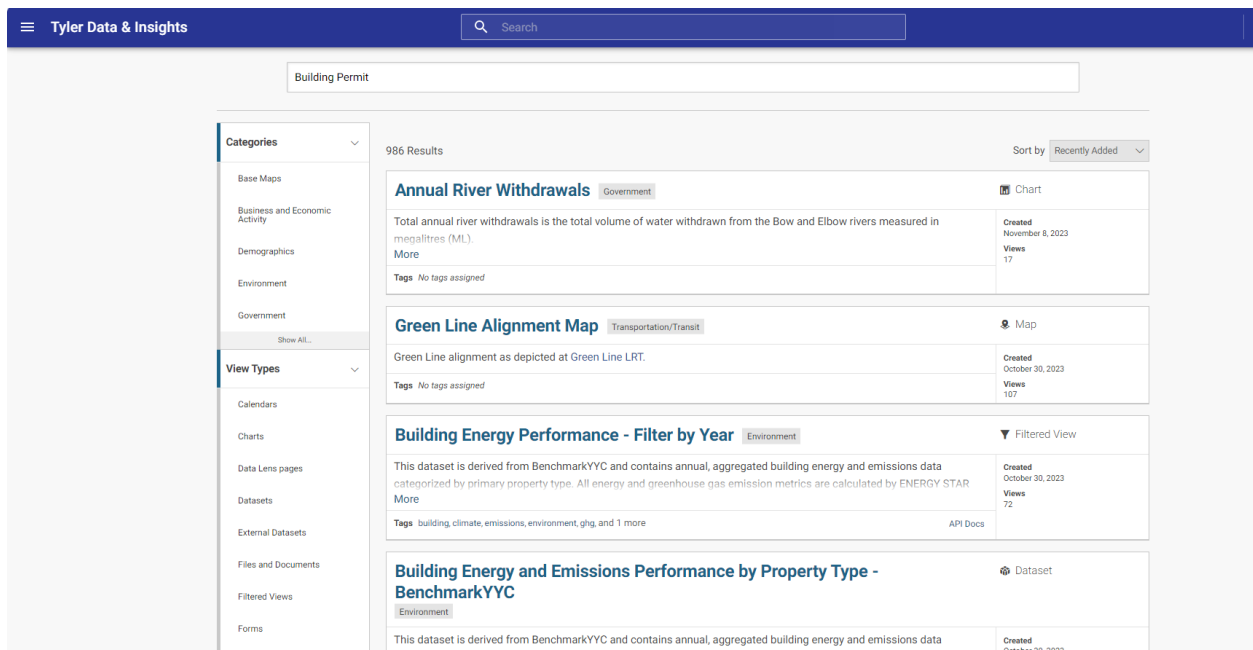


Navigate to: [Open Calgary](#) | [Open Calgary](#)



Click on “Browse Data”

In the search bar at the top, type in the permit type you are looking for (i.e., “Building Permits”)



Hit Enter. Click on “Building Permits”

Tyler Data & Insights

20 Results Sort by Most Relevant

Categories

- Base Maps
- Business and Economic Activity
- Demographics
- Environment
- Government
- Show All...

View Types

- Calendars
- Charts
- Data Lens pages
- Datasets
- External Datasets
- Files and Documents
- Filtered Views
- Forms

Building Permits Business and Economic Activity Dataset

Building permit applications made to The City of Calgary's Planning & Development department. Visit the Calgary.ca building permit process FAQ to learn more about The City's building permit process.

[More](#)

Tags: building, construction, estate, housing, permit, and 1 more API Docs

Updated November 16, 2023
Views: 121,460

Building Permit Locations Business and Economic Activity Map

Building permit applications made to The City of Calgary's Planning & Development department. Visit the Calgary.ca building permit process FAQ to learn more about The City's building permit process.

[More](#)

Tags: No tags assigned

Updated November 16, 2023
Views: 4,060

Building Permit Values by Community Business and Economic Activity Map

Total estimated construction value (EstProjectCost) of building permits in each community.

Tags: No tags assigned

Updated November 16, 2023
Views: 10,610

Building Permits Issued per Year Business and Economic Activity Chart

Tags: No tags assigned

Updated November 16, 2023
Views: 5,742

It will take you to this page:

Building Permits Public

[About](#) [Data](#) [Related Content](#) [Show me around](#)

Building Permits Business and Economic Activity

Building permit applications made to The City of Calgary's Planning & Development department. For general requests please contact propertyresearch@calgary.ca. Visit the Calgary.ca building permit process FAQ to learn more about The City's building...

[Read more](#)


Last Updated: December 18, 2023
Data Provided By: The City of Calgary

Featured Content Using this Data

Choose to promote up to 3 Socrata assets that use this data, or choose to feature any relevant external resources. If left blank this section will be invisible. Manage Featured Content

Building Permit Values by Community Public


December 18, 2023 11K Views



Total estimated construction value (EstProjectCost) of building permits in each community.


Building Permit Builders Report Private

December 18, 2023 58 Views



Building Permits Issued per Year Public

December 18, 2023 5,866 Views



About this Dataset

Updated: **December 18, 2023**

Data Last Updated: Metadata Last Updated

Data Supplier

Organization: The City of Calgary
Business Unit: Dev Business and Bldg Srvc

Click on the report you would like to view (ex, Building Permits by Community, Building Permit Builders Report, Building Permits Issued per Year)

BUILDING PERMIT BUILDERS REPORT – ONE AND TWO FAMILY

Instruction:

Navigate to: [Building Permit Builders Report | Open Calgary](#)

This window will appear:

Tyler Data & Insights

Search

6

AboutDataRelated ContentActions

Building Permit Builders Report

Business and Economic Activity

View based on [Building Permits](#)

No description provided


Last Updated
November 20, 2023

Data Provided By
The City of Calgary

Featured Content Using this Data

Builders Report - One and Two Family


External Content



Link to Community Details, Community Summary and City Summary Reports

Builders Report - Multi Family


External Content



Link to Community Details, Community Summary and City Summary Reports

Building Permit Application Report

External Content



Link to Application Report

About this Dataset

Updated
November 20, 2023

Topics

CategoryBusiness and Economic Activity

Click on the report you would like to view, for example, “Builders Report – One and Two Family”

This page will appear. Click on the report you would like to view:

Tyler Data & Insights

Search

?

AboutDataRelated ContentActions

Builders Report - One and Two Family

Business and Economic Activity

View based on [Building Permit Builders Report](#)

No description provided

Last Updated
November 20, 2023


Data Provided By
The City of Calgary

Featured Content Using this Data

Private


Builders Report - One and Two Family - Community De...

November 20, 202316 Views



Builders Report - One and Two Family - City Summary


External Content



Link to summary

Builders Report - One and Two Family - Community Su...

External Content



Link to summary

About this Dataset

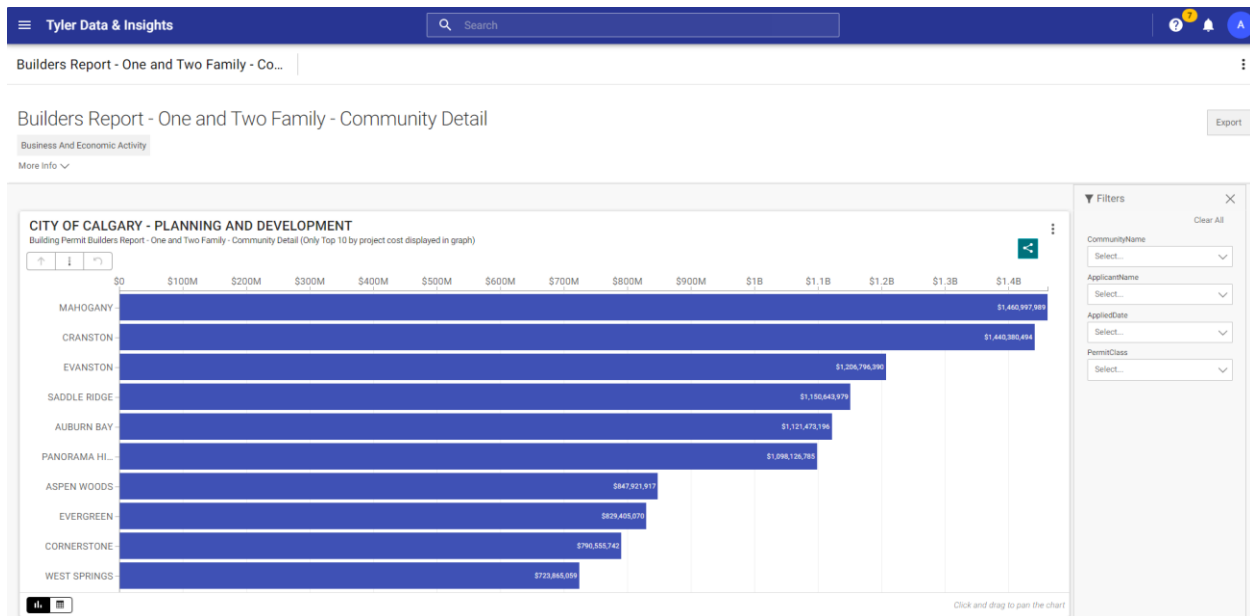
Updated
November 20, 2023

Topics

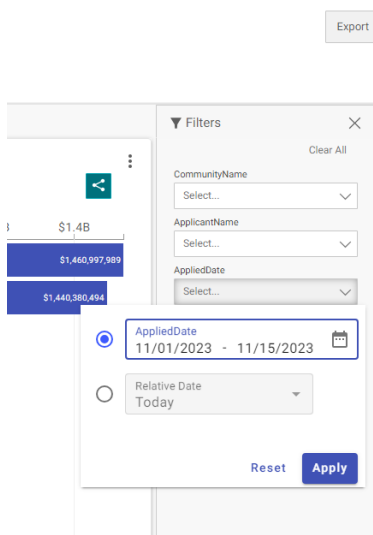
CategoryBusiness and Economic Activity

For example, click on “Builders Report – One and Two Family – Community Detail”

This page will appear:



Use the filters on the right hand side of the page to manipulate the data accordingly



Once the data appears, select “Export” in the top right hand corner and select what format you want the data in. If “CSV for Excel” is selected, the dataset can be opened in Excel, with column formatting retained. I.e.:

	A	B	C	D	E	F	G	H	I	J	K	L
	CommunityName	PermitNum	ApplicantName	AppliedDate	OriginalAddress	PermitType	PermitClass	WorkClass	TotalSqFt	EstProjectCost	HousingUnits	
1	ABBEYDALE	BP1999-08693	POINT GREY HOMES	7/22/1999	36 ABERGALE CL NE	Single Construction Permit	1106 - Single Family House	New	0		0	
2	ABBEYDALE	BP2011-00845	ALLENBROOK HOMES	1/27/2011	11 ABINGDON RD NE	Single Construction Permit	1106 - Single Family House	New	1,034	151,527	1	
3	ABBEYDALE	BP1999-08700	POINT GREY HOMES	7/22/1999	36 ABERGALE CL NE	Single Construction Permit	1106 - Single Family House	New	0		0	
4	ACADIA	BP2011-05134		5/11/2011	9307 ALBANY PL SE	Single Construction Permit	1106 - Single Family House	New	3,328	441,365	1	
5	ACADIA	BP2016-07432	SHANE HOMES	6/30/2016	623 AVERY PL SE	Single Construction Permit	1106 - Single Family House	New	1,816	323,962	1	
6	ACADIA	BP2013-05208	COPPER BROOK HOMES	4/23/2013	420 96 AV SE	Single Construction Permit	1106 - Single Family House	New	2,715	362,893	1	
7	ACADIA	BP2022-13808	TORO RENOVATIONS	8/11/2022	511 ABERDEEN RD SE	Single Construction Permit	1106 - Single Family House	New	1,638		1	
8	ACADIA	BP2015-13119	PCH	10/6/2015	9312 ALBANY PL SE	Single Construction Permit	1106 - Single Family House	New	2,003	301,952	1	
9	ALBERT PARK/RADISSON HEIGHTS	BP2002-12461	OXFORD HOMES	9/10/2002	2502 11 AV SE	Single Construction Permit	1106 - Single Family House	New	3,722		0	
10	ALBERT PARK/RADISSON HEIGHTS	BP2004-04929	CHRISTINA HOMES	4/27/2004	2813 16 AV SE	Single Construction Permit	1106 - Single Family House	New	1,236	89,857	1	
11	ALBERT PARK/RADISSON HEIGHTS	BP1999-08571	A CLASS HOMES	7/20/1999	1112 35 ST SE	Single Construction Permit	1106 - Single Family House	New	956	71,595	1	
12	ALBERT PARK/RADISSON HEIGHTS	BP2018-01478	TRICOR DESIGNS	2/12/2018	1128 35 ST SE	Single Construction Permit	1407 - Two Family Semi-Detached (1 Unit)	New	1,704	234,472	1	
13	ALBERT PARK/RADISSON HEIGHTS	BP2019-01689	BRZ ARCHITECTURE	2/19/2019	1525 36 ST SE	Single Construction Permit	1407 - Two Family Semi-Detached (1 Unit)	New	1,345	151,872	1	
14	ALBERT PARK/RADISSON HEIGHTS	BP2018-01476	TRICOR DESIGNS	2/12/2018	1126 35 ST SE	Single Construction Permit	1407 - Two Family Semi-Detached (1 Unit)	New	1,704	234,472	1	
15	ALBERT PARK/RADISSON HEIGHTS	BP2000-08299		7/28/2000	2558 9 AV SE	Single Construction Permit	1106 - Single Family House	New	1,000	82,514	1	
16	ALBERT PARK/RADISSON HEIGHTS	BP2016-06016	DECA HOMES	6/2/2016	2723 15 AV SE	Single Construction Permit	1407 - Two Family Semi-Detached (1 Unit)	New	910	128,839	1	
17	ALBERT PARK/RADISSON HEIGHTS	BP2009-09497	CALGARY HABITAT FOR HUMANITY	8/24/2009	2542 9 AV SE	Single Construction Permit	1106 - Single Family House	New	975	116,683	1	
18	ALBERT PARK/RADISSON HEIGHTS	BP2019-01688	BRZ ARCHITECTURE	2/19/2019	1529 36 ST SE	Single Construction Permit	1407 - Two Family Semi-Detached (1 Unit)	New	1,345	151,872	1	
19	ALBERT PARK/RADISSON HEIGHTS	BP2016-05278	JOHN TRINH & ASSOCIATES	5/19/2016	2815 16 AV SE	Single Construction Permit	1407 - Two Family Semi-Detached (1 Unit)	New	1,943.66	248,799	1	
20	ALBERT PARK/RADISSON HEIGHTS	BP2015-09885	CUBIT DESIGN GROUP	8/4/2015	1136 35 ST SE	Single Construction Permit	1407 - Two Family Semi-Detached (1 Unit)	New	1,963.70	250,953	1	
21	ALBERT PARK/RADISSON HEIGHTS	BP2000-09943	CHRISTINA HOMES	9/13/2000	2508 11 AV SE	Single Construction Permit	1106 - Single Family House	New	844	64,830	1	
22	ALBERT PARK/RADISSON HEIGHTS	BP2018-13597	GENEX BUILDER GROUP	10/11/2018	2736 12 AV SE	Single Construction Permit	1407 - Two Family Semi-Detached (1 Unit)	New	1,636	208,666	1	
23	ALBERT PARK/RADISSON HEIGHTS	BP2010-07390	EESTEEM HOMES	6/8/2010	2625 14 AV SE	Single Construction Permit	1407 - Two Family Semi-Detached (1 Unit)	New	1,816	159,173	1	
24	ALBERT PARK/RADISSON HEIGHTS	BP2014-16160	K RANGI CABINETS	10/15/2014	2831 16 AV SE	Single Construction Permit	1407 - Two Family Semi-Detached (1 Unit)	New	1,861	220,160	1	
25	ALBERT PARK/RADISSON HEIGHTS	BP2021-18116	INFILL.CA	10/19/2021	15148 35 ST SE	Single Construction Permit	1407 - Two Family Semi-Detached (1 Unit)	New	1,756	230,553	1	
26	ALBERT PARK/RADISSON HEIGHTS	BP2018-00591	LASTING LEGACIES	1/19/2018	2522 11 AV SE	Single Construction Permit	1407 - Two Family Semi-Detached (1 Unit)	New	1,614	178,404	1	
27	ALBERT PARK/RADISSON HEIGHTS	BP2014-14366	AJIT MANAGEMENT	9/12/2014	2723 14 AV SE	Single Construction Permit	1106 - Single Family House	New	1,746.82	276,136	1	

From there, you can manipulate and massage the data as needed

If selecting “Builders Reports – One and Two Family – City Summary” from this page:

Tyler Data & Insights

Search

?

AboutDataRelated Content

Actions

Builders Report - One and Two Family

View based on [Building Permit Builders Report](#)

No description provided

Last Updated

November 20, 2023

Data Provided By

The City of Calgary

Featured Content Using this Data

Builders Report - One and Two Family - Community De...

November 20, 2023

16 Views

Builders Report - One and Two Family - City Summary

External Content

Link to summary

Builders Report - One and Two Family - Community Su...

External Content

Link to summary

About this Dataset

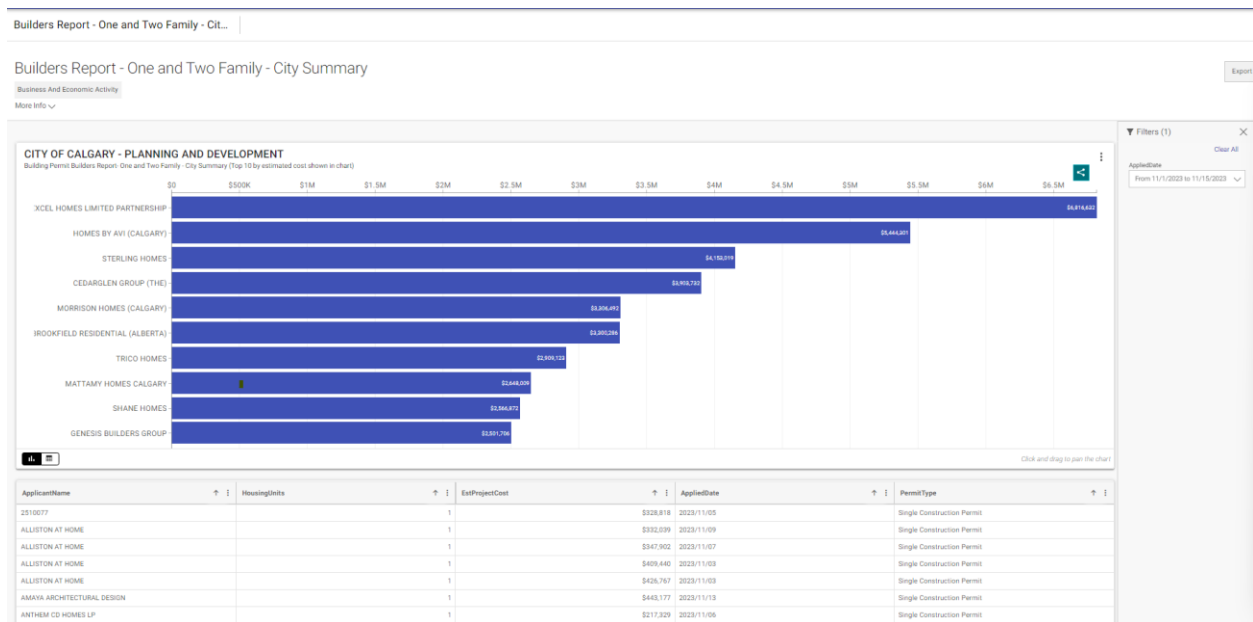
Updated

November 20, 2023

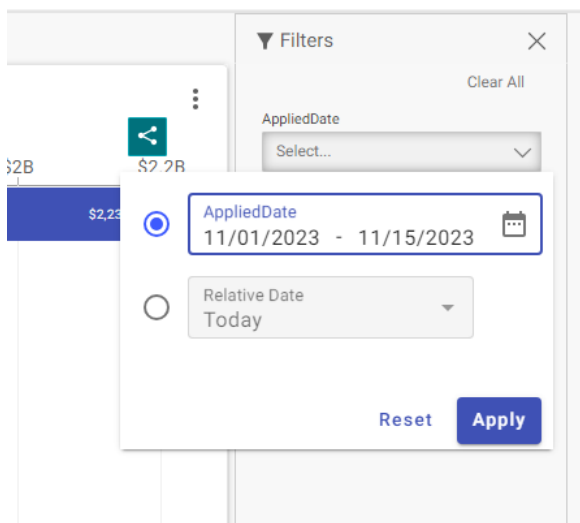
Topics

CategoryBusiness and Economic Activity

This page will appear:



Use the “Filters” on the right hand side to manipulate the data to the desired applied date and click “Apply”:



Once the data appears, select “Export” in the top right hand corner and select what format you want the data in. If “CSV for Excel” is selected, the dataset can be opened in Excel, with column formatting retained. I.e.:

	A	B	C	D	E	F
1	ApplicantName	HousingU	EstProjec	AppliedDate	PermitType	
2	1010550 ALBERTA INC.	0	204,030	2/9/2006	Single Construction Permit	
3	1022057 ALBERTA LTD..	1	211,628	1/18/2013	Single Construction Permit	
4	1025375 ALBERTA	0		8/5/2003	Single Construction Permit	
5	1025375 ALBERTA	1	140,282	8/11/2003	Single Construction Permit	
6	1035335 ALBERTA LTD.	1	360,772	5/3/2016	Single Construction Permit	
7	1086881 ALBERTA LTD..	1	298,747	4/7/2006	Single Construction Permit	
8	1101671 ALBERTA LTD..	1	198,662	9/22/2005	Single Construction Permit	
9	1101934 ALBERTA	1	73,418	10/28/2005	Single Construction Permit	
10	1106022 ALBERTA LTD.	0	230,970	8/19/2004	Single Construction Permit	
11	1106022 ALBERTA LTD.	0	218,090	10/3/2005	Single Construction Permit	
12	1106022 ALBERTA LTD.	0		10/3/2005	Single Construction Permit	
13	1122646 ALBERTA LTD..	1	247,737	2/16/2006	Single Construction Permit	
14	1122646 ALBERTA LTD..	1		2/22/2007	Single Construction Permit	
15	1163390 ALBERTA LTD..	0	201,485	11/22/2005	Single Construction Permit	
16	1163390 ALBERTA LTD..	1	307,640	1/9/2007	Single Construction Permit	
17	1178929 ALBERTA LTD..	1	317,308	2/10/2006	Single Construction Permit	
18	1178929 ALBERTA LTD..	1	370,125	10/5/2006	Single Construction Permit	
19	1185647 ALBERTA LTD..	1	205,830	6/7/2011	Single Construction Permit	
20	1185647 ALBERTA LTD..	1	206,096	6/7/2011	Single Construction Permit	
21	1185647 ALBERTA LTD..	1	301,615	9/13/2006	Single Construction Permit	
22	1189465 ALBERTA	1	141,363	10/11/2007	Single Construction Permit	
23	1189465 ALBERTA	1	140,710	10/11/2007	Single Construction Permit	
24	1189465 ALBERTA	1	184,539	6/23/2008	Single Construction Permit	
25	1189465 ALBERTA	1	270,904	5/26/2008	Single Construction Permit	
26	1189465 ALBERTA LTD..	0		5/3/2006	Single Construction Permit	
27	1216405 ALBERTA INC.	1	382,298	8/25/2014	Single Construction Permit	
28	1216405 ALBERTA INC.	1	367,113	8/25/2014	Single Construction Permit	
29	1217675 ALBERTA	1	304,313	8/6/2013	Single Construction Permit	
30	1217675 ALBERTA	1	377,550	6/21/2011	Single Construction Permit	

From there, you can manipulate and massage the data as needed

If selecting Builders Report – One and Two Family – Community Summary” from this page:

Tyler Data & Insights

Search

About

Data

Related Content

Actions

Builders Report - One and Two Family

Business and Economic Activity

View based on [Building Permit Builders Report](#)

No description provided

Last Updated

November 20, 2023

Data Provided By

The City of Calgary

Featured Content Using this Data

Builders Report - One and Two Family - Community De...

November 20, 2023

16 Views

Link to summary

Builders Report - One and Two Family - City Summary

External Content

Link to summary

Builders Report - One and Two Family - Community Su...

External Content

Link to summary

About this Dataset

Updated

November 20, 2023

Topics

Category

Business and Economic Activity

This page will appear:

Tyler Data & Insights

Search

Builders Report - One and Two Family - Co...

Builders Report - One and Two Family - Community Summary

Business And Economic Activity

More Info

Export

CITY OF CALGARY - PLANNING AND DEVELOPMENT

Building Permit Builders Report (One and Two Family - Community Summary) (Top 10 by estimated cost shown in chart)

\$0

\$100M

\$200M

\$300M

\$400M

\$500M

\$600M

\$700M

\$800M

\$900M

\$1B

\$1.1B

\$1.2B

\$1.3B

\$1.4B

CRANSTON

MAHOGANY

EVANSTON

AUBURN BAY

SADDLE RIDGE

PANORAMA HILLS

ASPEN WOODS

EVERGREEN

CORNERSTONE

WEST SPRINGS

\$1,408,961,411

\$1,174,008,529

\$1,103,942,107

\$1,086,135,000

\$1,079,001,000

\$860,040,200

\$761,180,340

\$730,099,000

\$715,805,750

Click and drag to pan the chart

CommunityName	ApplicantName	HousingUnits	EstProjectCost	AppliedDate	PermitType
ABBEYDALE	ALLERBROOK HOMES	1	\$151,327	2011/01/27	Single Construction Permit
ABBEYDALE	POINT GREY HOMES	0		1999/07/22	Single Construction Permit
ACADIA	COPPER BROOK HOMES	1	\$362,893	2013/04/23	Single Construction Permit
ACADIA	PCH	1	\$301,952	2015/10/06	Single Construction Permit
ACADIA	SHANE HOMES	1	\$323,962	2016/06/30	Single Construction Permit
ACADIA	TORD RENOVATIONS	1		2022/08/11	Single Construction Permit
ACADIA		1	\$441,365	2011/05/11	Single Construction Permit

Filters

Clear All

CommunityName

Select...

ApplicantName

Select...

AppliedDate

Select...

Use the “Filters” on the right hand side to manipulate the data to the desired applied date and click “Apply”:

The image shows a web application interface. On the left, there is a sidebar with a green icon and three blue bars representing values: \$1.4B, \$1,428,061,415, and \$1,426,620,654. On the right, there is a 'Filters' panel with a 'Clear All' button. The filters include 'CommunityName', 'ApplicantName', and 'AppliedDate', each with a 'Select...' dropdown. A date selection modal is open, showing a date range from 11/01/2023 to 11/15/2023, with a 'Relative Date' dropdown set to 'Today'. The modal has 'Reset' and 'Apply' buttons.

Once the data appears, select “Export” in the top right hand corner and select what format you want the data in. If “CSV for Excel” is selected, the dataset can be opened in Excel, with column formatting retained. I.e.:

	A	B	C	D	E	F	G	H
1	CommunityName	ApplicantName	HousingUnit	EstProjectCost	AppliedDate	PermitType		
2	EVERGREEN	CALIFORNIA HOMES	1	167,943	11/3/2006	Single Construction Permit		
3	EVANSTON	MORRISON HOMES (CALGARY)	1	178,492	2/27/2013	Single Construction Permit		
4	PANORAMA HILLS	CARDEL HOMES	1	211,234	5/28/2013	Single Construction Permit		
5	EVERGREEN	CEDARGLEN GROUP (THE)	1	256,916	7/22/2009	Single Construction Permit		
6	HIDDEN VALLEY	HOMES BY AVI (CANADA)	1	159,736	7/19/2002	Single Construction Permit		
7	CORNERSTONE	JAYMAN BUILT	1	270,007	2/18/2021	Single Construction Permit		
8	SAGE HILL	MORRISON HOMES (CALGARY)	1	455,053	3/24/2017	Single Construction Permit		
9	REDSTONE	BROADVIEW HOMES	1	432,855	7/18/2017	Single Construction Permit		
10	CURRIE BARRACKS	CRYSTAL CREEK HOMES	1	350,160	7/7/2011	Single Construction Permit		
11	EVANSTON	PE COMFORT HOMES	1	453,516	6/29/2018	Single Construction Permit		
12	AUBURN BAY	BROOKFIELD RESIDENTIAL (ALBERTA)	1	182,795	5/31/2011	Single Construction Permit		
13	EVERGREEN	TRICO HOMES	1	220,522	6/28/2007	Single Construction Permit		
14	REDSTONE	JAYMAN BUILT	1	213,479	8/4/2016	Single Construction Permit		
15	HARVEST HILLS	LANDMARK HOMES (CALGARY)	1	139,286	5/31/2000	Single Construction Permit		
16	PANORAMA HILLS	SHANE HOMES	1	139,869	8/16/2001	Single Construction Permit		
17	NOLAN HILL	STERLING HOMES	1	325,122	9/10/2012	Single Construction Permit		
18	MCKENZIE TOWNE	HEARTLAND HOMES	1	84,801	3/21/2001	Single Construction Permit		
19	EVERGREEN	CEDARGLEN GROUP (THE)	1	134,788	3/25/2003	Single Construction Permit		
20	CARRINGTON	ARCURI DEVELOPMENTS	1	532,297	1/4/2019	Single Construction Permit		
21	CHAPARRAL	JAYMAN BUILT	1	209,239	12/2/2005	Single Construction Permit		
22	AUBURN BAY	CEDARGLEN GROUP (THE)	1	159,194	12/16/2005	Single Construction Permit		
23	CITADEL	REID BUILT HOMES	1	164,461	2/18/2003	Single Construction Permit		

From there, you can manipulate and massage the data as needed

BUILDING PERMIT BUILDERS REPORT – MULTI FAMILY

Instruction:

Navigate to: [Building Permit Builders Report | Open Calgary](#)

This window will appear:

The screenshot shows the 'Tyler Data & Insights' interface. The header includes a search bar and navigation tabs for 'About', 'Data', and 'Related Content'. The main content area displays the 'Building Permit Builders Report' under the 'Business and Economic Activity' category. It indicates that the view is based on the 'Building Permits' dataset. A section titled 'Featured Content Using this Data' lists three reports: 'Builders Report - One and Two Family', 'Builders Report - Multi Family', and 'Building Permit Application Report'. Each report has a placeholder for external content and a link to community details or application reports. The 'About this Dataset' section shows the report was updated on November 20, 2023, and is categorized under 'Business and Economic Activity'.

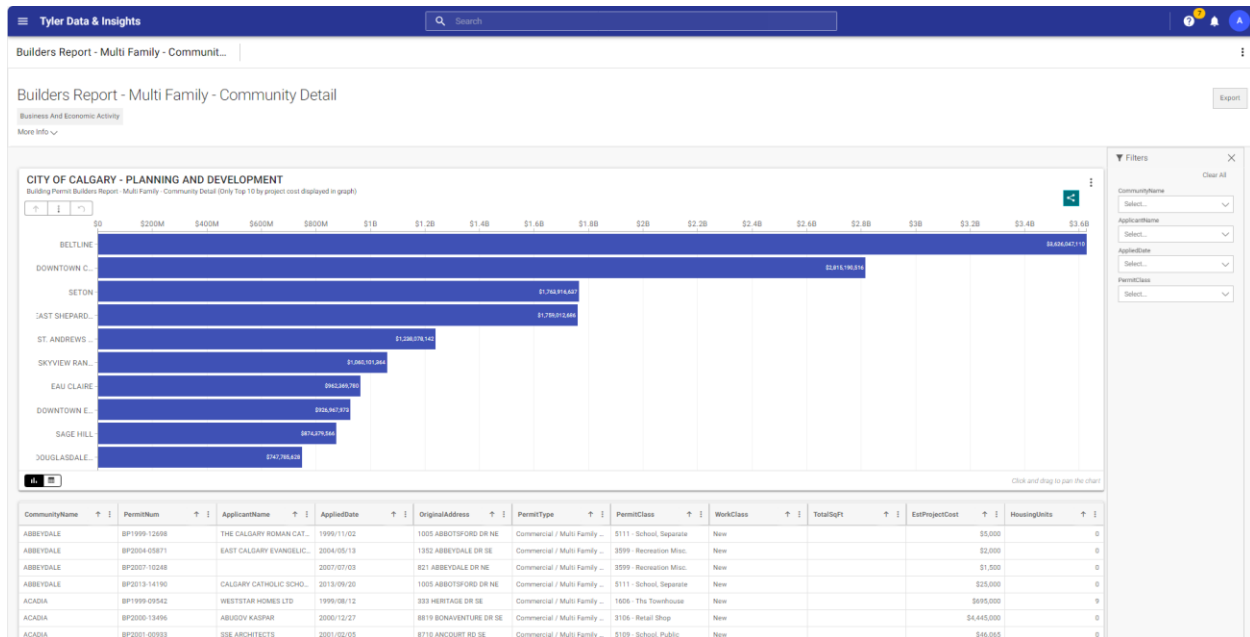
Click on the report you would like to view, for example, “Builders Report – Multi Family”

This page will appear. Click on the report you would like to view:

The screenshot shows the 'Tyler Data & Insights' interface for the 'Builders Report - Multi Family - Community Detail'. The header includes a search bar and navigation tabs for 'About', 'Data', and 'Related Content'. The main content area displays the report details, including the title 'Builders Report - Multi Family' under the 'Business and Economic Activity' category. It indicates that the view is based on the 'Building Permit Builders Report' dataset. A section titled 'Featured Content Using this Data' lists three reports: 'Builders Report - Multi Family - Community Detail', 'Builders Report - Multi Family - City Summary', and 'Builders Report - Multi Family - Community Summary'. Each report has a placeholder for external content and a link to the summary. The 'About this Dataset' section shows the report was updated on November 20, 2023, and is categorized under 'Business and Economic Activity'. It also includes metadata such as 'Data Last Updated', 'Metadata Last Updated', 'Date Created', and 'License'.

For example, click on “Builders Report – One and Two Family –Multi Family – Community Detail”

This page will appear:



Use the “Filters” on the right hand side to manipulate the data to the desired applied date and click “Apply”:

Filters Clear All

CommunityName
Select...

ApplicantName
Select...

AppliedDate
Select...

☒ AppliedDate
11/01/2023 - 11/15/2023

☐ Relative Date
Today

Reset Apply

Once the data appears, select “Export” in the top right hand corner and select what format you want the data in. If “CSV for Excel” is selected, the dataset can be opened in Excel, with column formatting retained. I.e.:

	A	B	C	D	E	F	G	H	I	J	K
1	CommunityName	PermitNum	ApplicantName	AppliedDate	OriginalAddress	PermitType	PermitClass	WorkClassTotalSq	EstProjectCost	HousingUnits	
2	ABBEYDALE	BP1999-12698	THE CALGARY ROMAN CATHOLIC SEPARATE SCHOOL DIVISION NO 1.	11/21/1999	1005 ABBOTSFORD DR NE	Commercial / Multi Family Project	5111 - School, Separate	New	5,000	0	
3	ABBEYDALE	BP2004-05873	EAST CALGARY EVANGELICAL MENNONITE CHURCH	5/13/2004	1352 ABBEYDALE DR SE	Commercial / Multi Family Project	3599 - Recreation Misc.	New	2,000	0	
4	ABBEYDALE	BP2007-10248		7/3/2007	821 ABBEYDALE DR NE	Commercial / Multi Family Project	3599 - Recreation Misc.	New	1,500	0	
5	ABBEYDALE	BP2013-14190	CALGARY CATHOLIC SCHOOL DISTRICT	9/20/2013	1005 ABBOTSFORD DR NE	Commercial / Multi Family Project	5111 - School, Separate	New	25,000	0	
6	ACADIA	BP2005-01571	SOCIETY FOR TREATMENT OF AUTISM (CALGARY REGION)	2/10/2005	404 94 AV SE	Commercial / Multi Family Project	5303 - Special Care Facility	New	2,500,000	0	
7	ACADIA	BP2022-03296		3/4/2022	297 90 AV SE	Commercial / Multi Family Project	3510 - Recreation Facility	New	1,337,100	0	
8	ACADIA	BP2011-08375	CALGARY CATHOLIC SCHOOL DISTRICT	7/11/2011	418 83 AV SE	Commercial / Multi Family Project	5111 - School, Separate	New	100,000	0	
9	ACADIA	BP2010-06114	KING'S HEAD PUB	5/14/2010	9116 MACLEOD TR SE	Commercial / Multi Family Project	7101 - Special Function Tent - Commercial	New	15,000	0	
10	ACADIA	BP2019-03846	JW CONGREGATION SUPPORT	4/10/2019	9110 FAIRMOUNT DR SE	Commercial / Multi Family Project	5401 - Church	New	520,000	1	
11	ACADIA	BP2002-04332	ABUGOV KASPAR	4/12/2002	8726 MACLEOD TR SE	Commercial / Multi Family Project	3499 - Office/Bank/Professional Misc.	New	500,000	0	
12	ACADIA	BP2001-07079	FINANCIAL BUILDING CORPORATION OF CANADA	6/25/2001	8906 MACLEOD TR SE	Commercial / Multi Family Project	3401 - Bank	New	450,000	0	
13	ACADIA	BP2014-07647	CARRIAGE HOUSE*	5/27/2014	9030 MACLEOD TR SE	Commercial / Multi Family Project	7103 - Special Function - Class 1	New	1,000	0	
14	ACADIA	BP2008-11873	CALGARY ROMAN CATHOLIC SEPARATE SCHOOL DISTRICT NO 1	9/17/2008	416 83 AV SE	Commercial / Multi Family Project	5111 - School, Separate	New	40,000	0	
15	ACADIA	BP2001-13095	BELL MOBILITY CELLULAR	11/5/2001	9030 MACLEOD TR SE	Commercial / Multi Family Project	3607 - Hotel/Motel	New	25,000	0	
16	ACADIA	BP2014-18204	RENK DEVELOPMENTS	11/24/2014	#108 580 ACADIA DR SE	Commercial / Multi Family Project	3107 - Shopping Centre	New	2,502,000	0	
17	ACADIA	BP2023-10847		7/7/2023	9100 BONAVENTURE DR SE	Commercial / Multi Family Project	2399 - Indust/Utility Misc.	New	348,704	0	
18	ACADIA	BP2011-02518	ALCATEL-LUCENT CANADA	3/17/2011	#13019 9100 BONAVENTURE DR SE	Commercial / Multi Family Project	2379 - Indust/Communication Misc.	New	60,000	0	
19	ACADIA	BP2011-07039	KING'S HEAD PUB	6/16/2011	9110 MACLEOD TR SE	Commercial / Multi Family Project	7101 - Special Function Tent - Commercial	New	30,000	0	
20	ACADIA	BP2009-02483	IBI GROUP INC	8/26/2009	8908 MACLEOD TR SE	Commercial / Multi Family Project	3402 - Office	New	60,000	0	
21	ACADIA	BP2010-06784	CALGARY PARKS & RECREATION	5/28/2010	9800 BLACKFOOT TR SE	Commercial / Multi Family Project	7102 - Special Function Tent - Recreational	New	4,000	0	
22	ACADIA	BP2004-15451	CALGARY BOARD OF EDUCATION	11/18/2004	315 86 AV SE	Commercial / Multi Family Project	5109 - School, Public	New	70,000	0	
23	ACADIA	BP2003-06275	IDEAL RENTALS	5/23/2003	9030 MACLEOD TR SE	Commercial / Multi Family Project	3599 - Recreation Misc.	New	6,500	0	
24	ACADIA	BP2009-05841	CALGARY PARKS & RECREATION	7/2/2009	9800 BLACKFOOT TR SE	Commercial / Multi Family Project	3599 - Recreation Misc.	New	1,100	0	
25	ACADIA	BP1999-05542	WESTSTAR HOMES LTD	8/12/1999	313 HERITAGE DR SE	Commercial / Multi Family Project	1606 - The Townhouse	New	695,000	9	
26	ACADIA	BP2019-06282	COLLABOR8 ARCHITECTURE + DESIGN AND MAXAM DESIGN INTERNATIONAL	5/24/2019	9190 MACLEOD TR SE	Commercial / Multi Family Project	3613 - Restaurant - Licensed	New	1,100,000	0	
27	ACADIA	BP2017-04648	OPUS CORPORATION	5/1/2017	9825 FAIRMOUNT DR SE	Commercial / Multi Family Project	3403 - Office, Medical	New	2,100,000	0	
28	ACADIA	BP2001-14715	ABUGOV KASPAR	12/20/2001	8720 MACLEOD TR SE	Commercial / Multi Family Project	3106 - Retail Shop	New	5,500,000	0	
29	ACADIA	BP2010-06729	ROGERS COMMUNICATIONS	5/27/2010	8500 MACLEOD TR SE	Commercial / Multi Family Project	2404 - Radio/Tv Tower	New	50,000	0	
30	ACADIA	BP2008-11402	PCL CONSTRUCTION MANAGEMENT	9/9/2008	9630 MACLEOD TR SE	Commercial / Multi Family Project	3106 - Retail Shop	New	2,148,000	0	
31	ACADIA	BP2010-10045	CARRIAGE HOUSE*	8/1/2010	9030 MACLEOD TR SE	Commercial / Multi Family Project	7101 - Special Function Tent - Commercial	New	80,000	0	
32	ACADIA	BP2023-11910	BCW ARCHITECTS	7/25/2023	8810 MACLEOD TR SE	Commercial / Multi Family Project	9999 Online	New	1,150,000	0	
33	ACADIA	BP2016-06988	IRONWOOD BUILDING	6/22/2016	8981 BONAVENTURE DR SE	Commercial / Multi Family Project	3106 - Retail Shop	New	800,000	0	

From there, you can manipulate and massage the data as needed

If selecting “Builders Reports – Multi Family – City Summary”

Tyler Data & Insights

Search

AboutDataRelated Content

Builders Report - Multi Family

Business and Economic Activity

View based on Building Permit Builders Report

No description provided

Last Updated
November 20, 2023

Data Provided By
The City of Calgary

Featured Content Using this Data

Builders Report - Multi Family

Private

- Community Detail

November 20, 2023

18 Views

Link to summary

Builders Report - Multi Family

- City Summary

External Content

Link to summary

Builders Report - Multi Family

- Community Summary

External Content

Link to summary

About this Dataset

Updated
November 20, 2023

Data Last Updated
November 20, 2023

Metadata Last Updated
July 20, 2023

Date Created
June 28, 2023

ViewsDownloads

Topics

Category

Business and Economic Activity

Tags

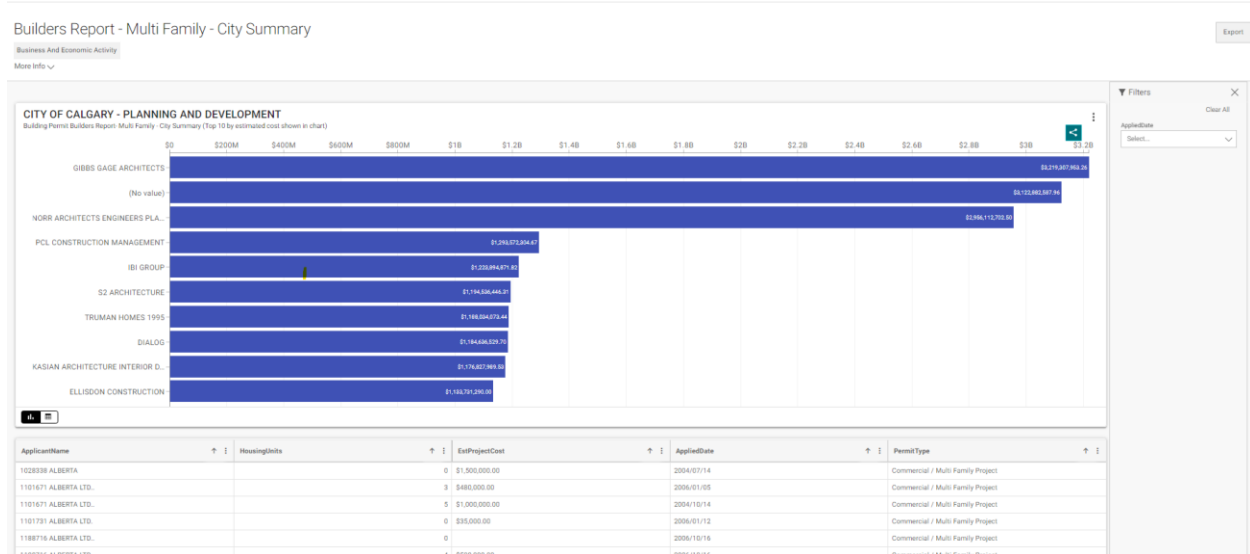
This dataset does not have any tags

Licensing and Attribution

License

See Terms of Use

This page will appear:



Use the “Filters” on the right hand side to manipulate the data to the desired applied date and click “Apply”:

Filters (1) Clear All

AppliedDate
From 11/1/2023 to 11/15/2023

AppliedDate
11/01/2023 - 11/15/2023

Relative Date
Today

Reset Apply

Once the data appears, select “Export” in the top right hand corner and select what format you want the data in. If “CSV for Excel” is selected, the dataset can be opened in Excel, with column formatting retained. I.e.:

	A	B	C	D	E	F
1	ApplicantName	HousingUnits	EstProjectCost	AppliedDate	PermitType	
2	1028338 ALBERTA	0	1,500,000.00	7/14/2004	Commercial / Multi Family Project	
3	1101671 ALBERTA LTD..	5	1,000,000.00	10/14/2004	Commercial / Multi Family Project	
4	1101671 ALBERTA LTD..	3	480,000.00	1/5/2006	Commercial / Multi Family Project	
5	1101731 ALBERTA LTD.	0	35,000.00	1/12/2006	Commercial / Multi Family Project	
6	1188716 ALBERTA LTD..	5	549,150.00	3/22/2007	Commercial / Multi Family Project	
7	1188716 ALBERTA LTD..	4	500,000.00	10/16/2006	Commercial / Multi Family Project	
8	1188716 ALBERTA LTD..	0		10/16/2006	Commercial / Multi Family Project	
9	1351725 ALBERTA LTD..	0	45,000.00	11/23/2015	Commercial / Multi Family Project	
10	1367542 ALBERTA LTD..	4	740,000.00	6/27/2011	Commercial / Multi Family Project	
11	1367542 ALBERTA LTD..	0	30,000.00	10/15/2013	Commercial / Multi Family Project	
12	1410 WORLD BIER HAUS	0	2,260.13	8/19/2014	Commercial / Multi Family Project	
13	1426319 ALBERTA	0	990,000.00	2/22/2013	Commercial / Multi Family Project	
14	1426319 ALBERTA	0	1,363,950.00	8/29/2017	Commercial / Multi Family Project	
15	1426319 ALBERTA	0	990,000.00	2/5/2013	Commercial / Multi Family Project	
16	1476457 ALBERTA	4	1,283,746.00	1/22/2015	Commercial / Multi Family Project	
17	1484106 ALBERTA LTD..	4	1,069,169.00	9/14/2010	Commercial / Multi Family Project	
18	1558696 ALBERTA LTD..	1	477,230.18	12/22/2010	Commercial / Multi Family Project	
19	1558696 ALBERTA LTD..	4	832,540.24	12/22/2010	Commercial / Multi Family Project	
20	1558696 ALBERTA LTD..	1	456,329.60	12/22/2010	Commercial / Multi Family Project	
21	1619214 ALBERTA LTD..	4	627,200.00	5/7/2012	Commercial / Multi Family Project	
22	1631384 ALBERTA LTD..	4	850,000.00	11/16/2011	Commercial / Multi Family Project	
23	1672943 ALBERTA INC.	0	15,055,800.00	10/26/2016	Commercial / Multi Family Project	
24	1738803 ALBERTA LTD.	0	520,000.00	6/15/2015	Commercial / Multi Family Project	
25	1777922 ALBERTA LTD.	24	2,128,475.00	12/17/2014	Commercial / Multi Family Project	
26	17TH AVENUE RETAIL & ENTERTAINMENT DISTRICT BIA	0	100	4/7/2016	Commercial / Multi Family Project	
27	17TH AVENUE RETAIL & ENTERTAINMENT DISTRICT BIA	0	1,500.00	4/23/2018	Commercial / Multi Family Project	
28	1819717 ALBERTA LTD.	0	140,000.00	4/4/2018	Commercial / Multi Family Project	

From there, you can manipulate and massage the data as needed

If selecting “Builders Reports – Multi Family – Community Summary”

Tyler Data & Insights

Search

About

Data

Related Content

Builders Report - Multi Family

Business and Economic Activity

View based on [Building Permit Builders Report](#)

No description provided

Last Updated

November 20, 2023

Data Provided By

The City of Calgary

Featured Content Using this Data

Builders Report - Multi Family - Community Detail

November 20, 2023

18 Views

Link to summary

Builders Report - Multi Family - City Summary

External Content

Link to summary

Builders Report - Multi Family - Community Summary

External Content

Link to summary

About this Dataset

Updated

November 20, 2023

Date Last Updated

November 20, 2023

Metadata Last Updated

July 20, 2023

Date Created

June 28, 2023

Topics

Category

Business and Economic Activity

Tags

This dataset does not have any tags

Licensing and Attribution

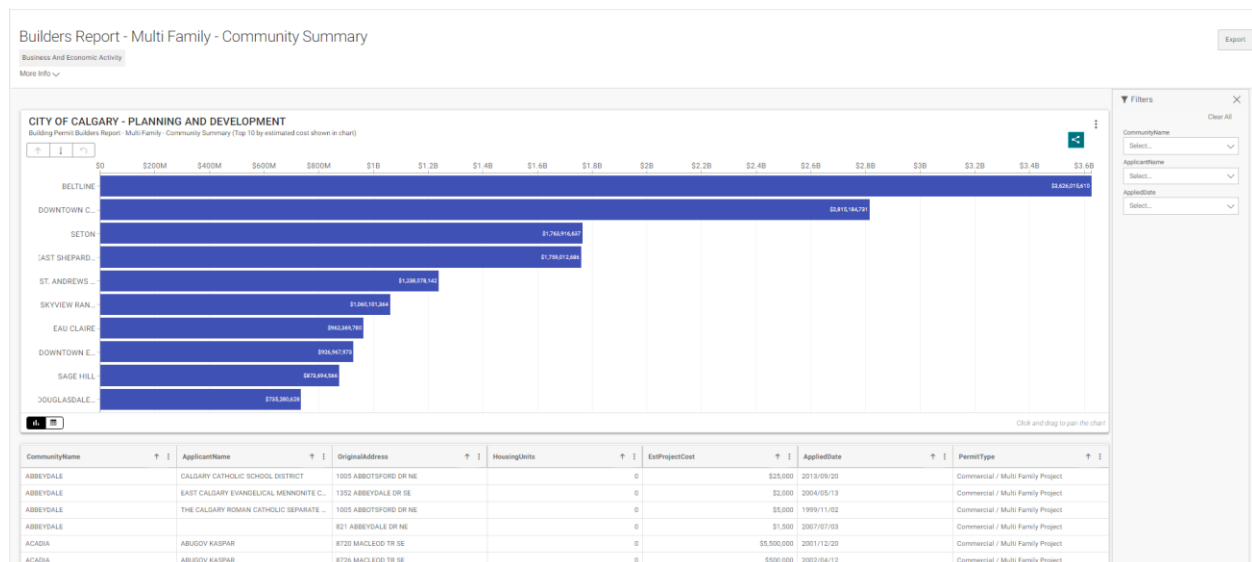
License

See Terms of Use

View

Download

This page will appear:



Use the “Filters” on the right hand side to manipulate the data to the desired applied date and click “Apply”:

Once the data appears, select “Export” in the top right hand corner and select what format you want the data in. If “CSV for Excel” is selected, the dataset can be opened in Excel, with column formatting retained. I.e.:

	A	B	C	D	E	F	G	H
1	CommunityName	ApplicantName	OriginalAddress	HousingUnits	EstProjectCost	AppliedDate	PermitType	
2	PALLUSER	NORR ARCHITECT PLANNERS	#18 2121 98 AV SW	2	294,000	8/1/2002	Commercial / Multi Family Project	
3	NOLAN HILL	NORR ARCHITECTS ENGINEERS PLANNERS	615 NOLANLAKE VI NW	6	1,510,738	10/18/2016	Commercial / Multi Family Project	
4	SIGNAL HILL	RENTAL DEPOT	489 SIENNA PARK DR SW	0	1,300	6/3/2003	Commercial / Multi Family Project	
5	SOUTH FOOTHILLS	RICK BALBI ARCHITECT LTD	4046 96 AV SE	0	133,000	9/25/2003	Commercial / Multi Family Project	
6	WILLOW PARK	QUINN YOUNG ARCHITECTS	809 WILLINGDON BV SE	0	300,000	3/16/2011	Commercial / Multi Family Project	
7	HILLHURST	SARINA DEVELOPMENTS	#2 1720 KENSINGTON RD NW	4	1,000,000	12/2/2013	Commercial / Multi Family Project	
8	PINE CREEK	GRAVITY ARCHITECTURE	144 CREEKSIDE BV SW	5	1,026,781	4/29/2022	Commercial / Multi Family Project	
9	BRIDGELAND/RIVERSIDE	CALGARY ZOOLOGICAL SOCIETY	1300 ZOO RD NE	0	500	9/3/2002	Commercial / Multi Family Project	
10	DOVER	CALGARY BOARD OF EDUCATION	4105 26 AV SE	0	76,666	6/13/2003	Commercial / Multi Family Project	
11	BOWNESS	BEN POND ARCHITECT MRAIC	8551 BOWNESS RD NW	0	750,000	6/17/2011	Commercial / Multi Family Project	
12	EAST SHEPARD INDUSTRIAL	363991 ALBERTA LIMITED.	10447 50 ST SE	0	823,000	5/4/2009	Commercial / Multi Family Project	
13	COUNTRY HILLS VILLAGE	ABUGOV KASPAR	120 COUNTRY VILLAGE MR NE	7	709,000	7/11/2007	Commercial / Multi Family Project	
14	REDSTONE	IREDALE ARCHITECTURE	630 REDSTONE DR NE	0	2,300,000	10/20/2017	Commercial / Multi Family Project	
15	VARSIITY	NORR ARCHITECTS ENGINEERS PLANNERS	32 VARSITY ESTATES CI NW	119	21,778,880	7/2/2014	Commercial / Multi Family Project	
16	WINDSOR PARK	PHASE ONE	#2 428 56 AV SW	4	886,740	12/4/2012	Commercial / Multi Family Project	
17	EVANSTON	PARTNERS DEVELOPMENT GROUP	617 EVANSTON MR NW	6	1,424,370	7/15/2015	Commercial / Multi Family Project	
18	CORNERSTONE	TRUMAN HOMES 1995	7 CORNER MEADOWS PA NE	8	1,755,162	8/16/2019	Commercial / Multi Family Project	
19	REDSTONE	CASOLA KOPPE	77 REDSTONE CI NE	6	1,404,000	9/4/2013	Commercial / Multi Family Project	
20	HAYSBORO	AP DYNAMICS	9615 MACLEOD TR SW	0	3,000	5/25/2012	Commercial / Multi Family Project	
21	GREENVIEW INDUSTRIAL PARK	SKYLINE ROOFING	4500 8A ST NE	0	725	8/25/2008	Commercial / Multi Family Project	
22	EVANSTON	JOHN TRINH & ASSOCIATES	12670 SYMONS VALLEY RD NW	0	560,000	10/8/2014	Commercial / Multi Family Project	
23	COPPERFIELD	NORR ARCHITECTS ENGINEERS PLANNERS	307 COPPERPOND RO SE	8	1,734,025	10/1/2012	Commercial / Multi Family Project	
24	SKYVIEW RANCH	LIONSWORLTH HOMES	46 SKYVIEW SPRINGS CI NE	0		9/1/2010	Commercial / Multi Family Project	
25	DOUGLASDALE/GLEN	NORR ARCHITECTS ENGINEERS PLANNERS	326 QUARRY VI SE	4	959,300	12/7/2011	Commercial / Multi Family Project	
26	DOUGLASDALE/GLEN	RIDDELL KURCZABA ARCHITECTURE	109 QUARRY PARK BV SE	0	12,357,380	5/30/2008	Commercial / Multi Family Project	
27	CORNERSTONE		1387B CORNERSTONE BV NE	5	1,098,023	7/6/2021	Commercial / Multi Family Project	
28	MOUNT ROYAL LOWER	GREYSTONE DEVELOPMENTS	1720 12 ST SW	4	650,000	7/22/2002	Commercial / Multi Family Project	
29	MAHOGANY	NORR ARCHITECTS ENGINEERS PLANNERS	416 MARQUIS LN SE	6	1,739,760	12/10/2013	Commercial / Multi Family Project	
30	BELMONT	ANTHEM PROPERTIES	#528 857 BELMONT DR SW	6	468,527	9/17/2018	Commercial / Multi Family Project	
31	SOUTH AIRWAYS	POLISH CANADIAN CULTURAL CENTRE	3015 15 ST NE	0	1,000	8/29/2006	Commercial / Multi Family Project	
32	MAHOGANY	NORR ARCHITECTS ENGINEERS PLANNERS	#101 23 MAHOGANY CI SE	6	2,046,138	12/21/2017	Commercial / Multi Family Project	
33	WEST SPRINGS		821 81 ST SW	5	1,258,508	11/28/2022	Commercial / Multi Family Project	
34	DOWNTOWN COMMERCIAL CORE		222 8 AV SE	0	6,100	7/12/2017	Commercial / Multi Family Project	

From there, you can manipulate and massage the data as needed

BUILDING PERMIT BUILDERS REPORT – BUILDING PERMIT APPLICATION REPORT

Instruction:

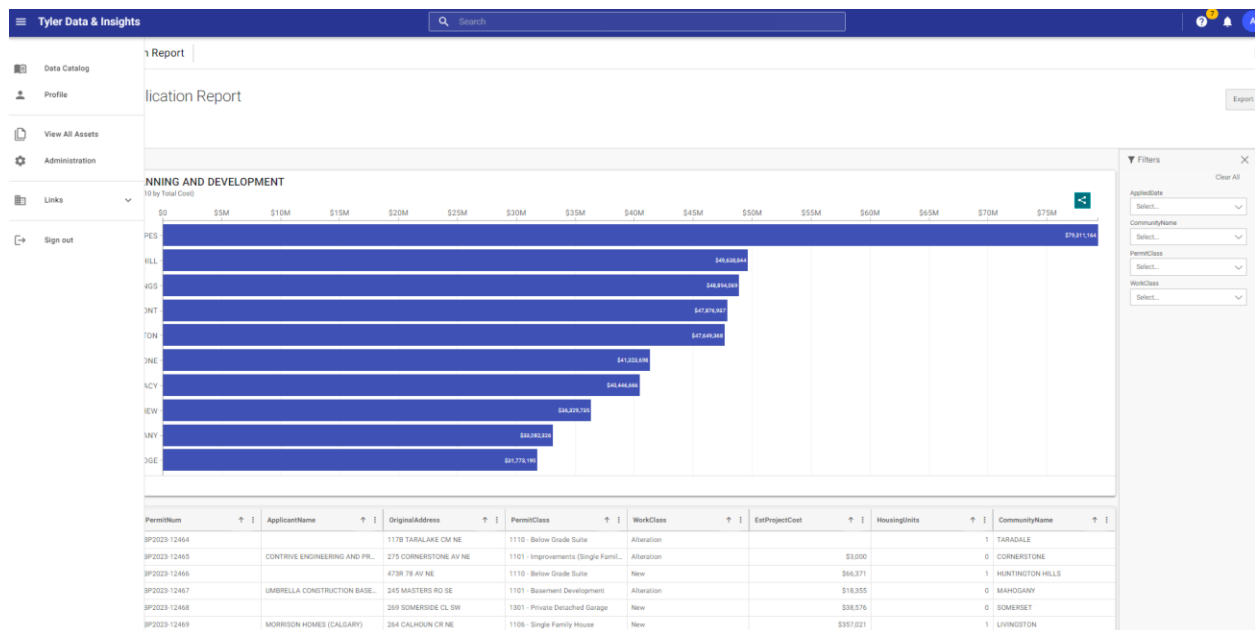
Navigate to: [Building Permit Builders Report | Open Calgary](#)

This window will appear:

The screenshot displays the 'Tyler Data & Insights' web application. The header includes a search bar and navigation tabs for 'About', 'Data', and 'Related Content'. The main content area is titled 'Building Permit Builders Report' with a sub-header 'View based on Building Permits'. It indicates 'No description provided' and shows the report was 'Last Updated November 20, 2023' and 'Data Provided By The City of Calgary'. Below this, a section titled 'Featured Content Using this Data' contains three cards: 'Builders Report - One and Two Family', 'Builders Report - Multi Family', and 'Building Permit Application Report'. Each card has an 'External Content' label and a link icon. The bottom section, 'About this Dataset', shows the dataset was 'Updated November 20, 2023' and is categorized under 'Business and Economic Activity'.

Click on the report you would like to view, for example, “Building Permit Application Report”

This page will appear:



Use the “Filters” on the right hand side to manipulate the data to the desired applied date and click “Apply”:

Filters

Clear All

AppliedDate
Select...

AppliedDate
11/01/2020 - 11/15/2023

Relative Date
Today

Reset Apply

Once the data appears, select “Export” in the top right hand corner and select what format you want the data in. If “CSV for Excel” is selected, the dataset can be opened in Excel, with column formatting

retained. I.e.:

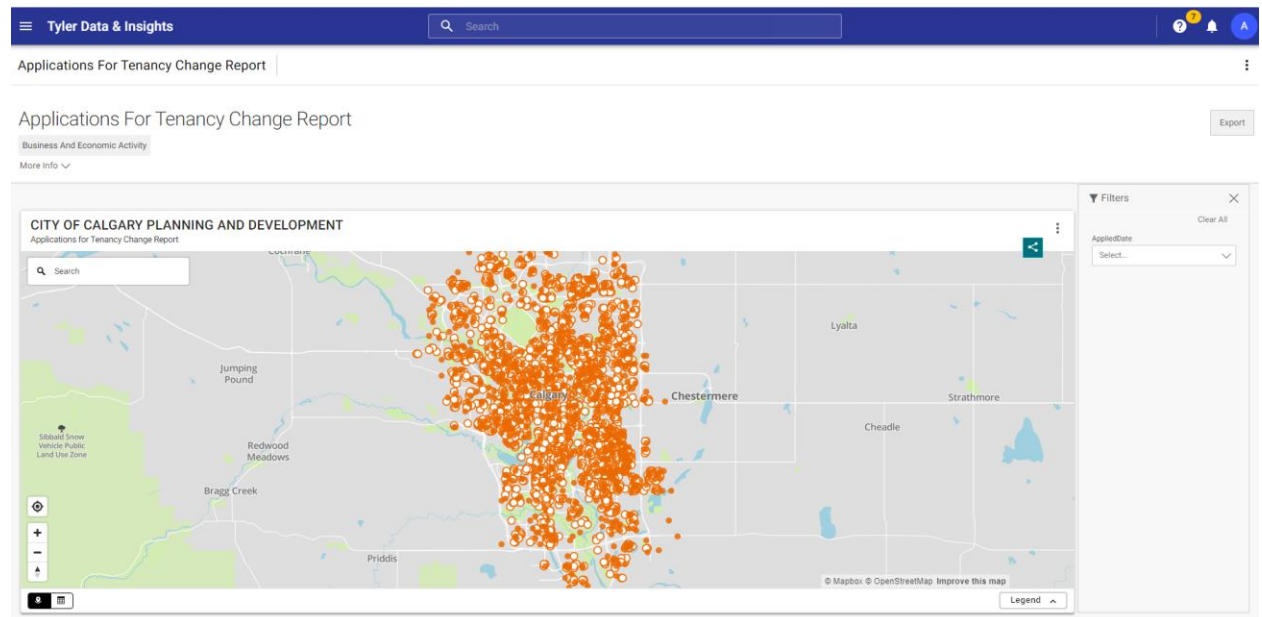
	A	B	C	D	E	F	G	H	I	J
1	AppliedDate	PermitNum	ApplicantName	OriginalAddress	PermitClass	WorkClass	EstProjectCost	HousingUnits	CommunityName	
2	8/1/2023	BP2023-12464		117B TARALAKE CM NE	1110 - Below Grade Suite	Alteration			1 TARADALE	
3	8/1/2023	BP2023-12465	CONTRIVE ENGINEERING AND PROJECT MANAGEMENT SERVICE	275 CORNERSTONE AV NE	1101 - Improvements (Single Family)	Alteration	3,000	0	CORNERSTONE	
4	8/1/2023	BP2023-12466		473R 78 AV NE	1110 - Below Grade Suite	New	66,371	1	HUNTINGTON HILLS	
5	8/1/2023	BP2023-12467	UMBRELLA CONSTRUCTION BASEMENT BUILDERS	245 MASTERS RD SE	1101 - Basement Development	Alteration	18,355	0	MAHOAGANY	
6	8/1/2023	BP2023-12468		269 SOMERSIDE CL SW	1301 - Private Detached Garage	New	38,576	0	SOMERSET	
7	8/1/2023	BP2023-12469	MORRISON HOMES (CALGARY)	264 CALHOUN CR NE	1106 - Single Family House	New	357,021	1	LIVINGSTON	
8	8/1/2023	BP2023-12470	ROCKFORD TUSCANY	72 TUSCANY SUMMIT SQ NW	1606 - Tns Townhouse	New	1,482,580	8	TUSCANY	
9	8/1/2023	BP2023-12471	SOCIS DESIGN	196 SETON VI SE	1104 - Deck	Alteration	2,114	0	SETON	
10	8/1/2023	BP2023-12472	STS HOMES	8512 47 AV NW	1106 - House	Demolition		0	BOWNESS	
11	8/1/2023	BP2023-12473		#210 11808 24 ST SW	9999 Online	Alteration	260,000	0	WOODLANDS	
12	8/1/2023	BP2023-12474		5720 MACLEOD TR SW	5114 - School, Other	Alteration	1,500	0	MANCHESTER	
13	8/1/2023	BP2023-12475	MORRISON HOMES (CALGARY)	229 CALHOUN CR NE	1106 - Single Family House	New	306,552	1	LIVINGSTON	
14	8/1/2023	BP2023-12476	MATTAMY HOMES CALGARY	241 CARRINGWOOD CL NW	1106 - Single Family House	New	465,481	1	CARRINGTON	
15	8/1/2023	BP2023-12477		1411 CENTRE B ST NW	1406 - Tfy Duplex (Up / Down)	Alteration		0	CRESCENT HEIGHTS	
16	8/1/2023	BP2023-12478		28 SILVER MEAD BA NW	1101 - Basement Development	Alteration	63,335	0	SILVER SPRINGS	
17	8/1/2023	BP2023-12479		25 NOLANFIELD PT NW	1101 - Basement Development	Alteration	35,850	0	NOLAN HILL	
18	8/1/2023	BP2023-12480	SELETECH ELECTRICAL*	255 EAST HILLS BV SE	3106 - Retail Shop	Fire/ Security Alarm	6,000	0	BELVEDERE	
19	8/1/2023	BP2023-12481	SHIFT ACCESSIBILITY CONTRACTORS	2122 CLIFF ST SW	1110 - Below Grade Suite	New	56,764	1	CLIFF RINGALOW	
20	8/1/2023	BP2023-12482	CONTRIVE ENGINEERING AND PROJECT MANAGEMENT SERVICE	279 CORNERSTONE AV NE	1101 - Improvements (Single Family)	Alteration	5,000	0	CORNERSTONE	
21	8/1/2023	BP2023-12483		#260 4039 BRENTWOOD RD NW	5105 - Day-Care	Alteration	1,500	0	BRENTWOOD	
22	8/1/2023	BP2023-12484		1109 VALOIS AV SW	1101 - Improvements (Single Family)	Alteration	40,000	0	UPPER MOUNT ROYAL	
23	8/1/2023	BP2023-12485	SHANE HOMES	1415 CORNERSTONE ST NE	1106 - Single Family House	New	412,541	1	CORNERSTONE	
24	8/1/2023	BP2023-12486	NORR ARCHITECTS ENGINEERS PLANNERS	#101 19111 MAIN ST SE	1506 - Apt Apartment	New	23,637,755	88	SETON	
25	8/1/2023	BP2023-12487	LEFROY CONSTRUCTION	523 RIVERDALE AV SW	1101 - Improvements (Single Family)	Alteration	25,000	0	ELBOYA	
26	8/1/2023	BP2023-12488		40 BELMONT GR SW	1101 - Improvements (Single Family)	Alteration	2,500	0	BELMONT	
27	8/1/2023	BP2023-12489	EXCEL HOMES LIMITED PARTNERSHIP	283 SAVANNA TC NE	1106 - Single Family House	New	271,377	1	SADDLE RIDGE	
28	8/1/2023	BP2023-12490		1524 ACADIA DR SE	1101 - Improvements (Single Family)	Alteration	50,000	0	LAKE BONAVISTA	
29	8/1/2023	BP2023-12491		39 COLERIDGE CR NW	1106 - Addition	Addition		0	CAMBRIAN HEIGHTS	
30	8/1/2023	BP2023-12492		111 SUNNILLS DR SE	1101 - Improvements (Single Family)	Alteration		0	SUNDANCE	
31	8/1/2023	BP2023-12493		16 HIDDEN CREEK CI NW	1115 - Hot Tub	Alteration	18,500	0	HIDDEN VALLEY	
32	8/1/2023	BP2023-12494	PINNACLE GROUP RENOVATIONS BY DESIGN	10672 46 ST SE	1401 - Improvements (Two Family)	Alteration		0	EAST SHEPARD INDUSTRIAL	
33	8/1/2023	BP2023-12495		#100 207 9 AV SW	5299 - Medical Misc.	Alteration	98,000	0	DOWNTOWN COMMERCIAL CORE	
34	8/1/2023	BP2023-12496	ELEGANT CONSTRUCTION	171 EVANSFORD CI NW	1301 - Private Detached Garage	New	62,677	0	EVANSTON	
35	8/1/2023	BP2023-12497		131B CORNER MEADOWS GV NE	1110 - Below Grade Suite	Alteration	55,280	1	CORNERSTONE	
36	8/1/2023	BP2023-12498	ELEGANT CONSTRUCTION	744 CORNERSTONE CR NE	1301 - Private Detached Garage	New	67,791	0	CORNERSTONE	

From there, you can manipulate and massage the data as needed

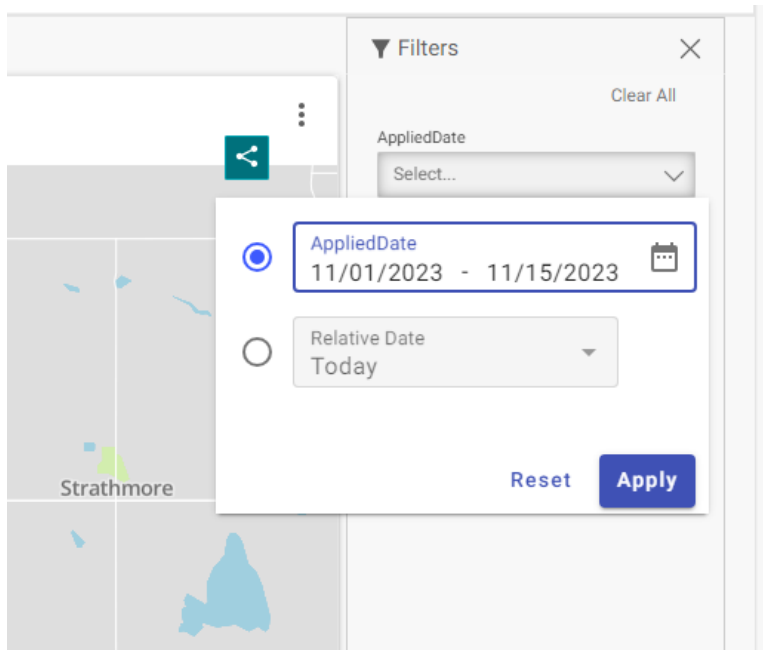
Tenancy Change:

Instruction:

Navigate to: [Applications For Tenancy Change Report](#) | [Open Calgary](#) This window will appear:

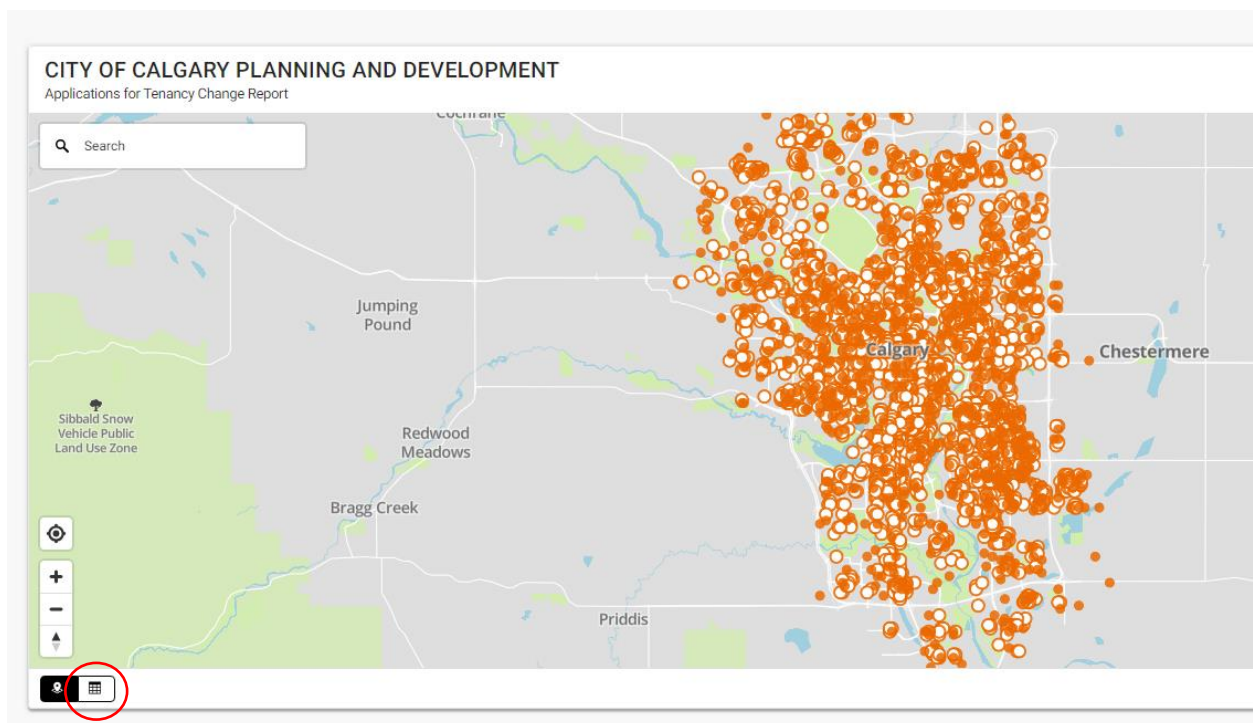


Use the filter on the right hand side to modify a date range:



Click “Apply”

In the bottom left hand side of the map, select the “Summary Table” to change the view from the Map



Once the table appears, select “Export” in the top right hand corner and select what format you want the data in. If “CSV for Excel” is selected, the dataset can be opened in Excel, with column formatting retained. I.e.:

Applications For Tenancy Change Report

Business And Economic Activity

More Info

CITY OF CALGARY PLANNING AND DEVELOPMENT

Applications for Tenancy Change Report

PermitNum	OriginalAddress	ProposedUse	ApplicantName	AppliedDate	point
TC2007-00001	#3 1305 33 ST NE	WAREHOUSE STORE	LA CASA FINE FURNISHINGS	2007/11/05	POINT (-113.986797655
TC2007-00002	#202 11566 24 ST SE	RESTAURANT	OLIVE GROVE PIZZERIA	2007/11/05	POINT (-114.001743353
TC2007-00003	#112 450 COUNTRY HILLS BV NE	RETAIL STORE	SCRAPBOOK PANTRY	2007/11/05	POINT (-114.058932902
TC2007-00004	#63 4216 54 AV SE	MOVEMENT OR STORAGE OF MATERIAL...	OPERATOR INDUSTRIAL TRAINING	2007/11/06	POINT (-113.973731244
TC2007-00005	#4 2115 30 AV NE	RESTAURANT - FOOD SERVICE ONLY	SUNRISE DELI	2007/11/06	POINT (-114.009761254
TC2007-00006	#1683 1632 14 AV NW	RETAIL STORE	FANATTIC	2007/11/06	POINT (-114.099396236
TC2007-00007	4623 12 ST NE	MOVEMENT OR STORAGE OF MATERIAL...	DENDERA ELECTRIC	2007/11/06	POINT (-114.034222644
TC2007-00008	4859 30 ST SE	MANUFACTURING OF MATERIALS, GOOD...	JR CUSTOM STEEL	2007/11/06	POINT (-113.989508632743
TC2007-00009	4809 30 ST SE	MANUFACTURING OF MATERIALS, GOOD...	JR CUSTOM STEEL	2007/11/06	POINT (-113.989522242864
TC2007-00010	306 10 ST NW	RESTAURANT - FOOD SERVICE ONLY	TAKE 10 CAFE	2007/11/06	POINT (-114.085596304052
TC2007-00011	#101 855 8 AV SW	PERSONAL SERVICE BUSINESS/ESTABL...	PHAMTASTIC NAILS AND SPA (DOWNTOW...	2007/11/07	POINT (-114.08093678253
TC2007-00012	3851E 21 ST NE	MANUFACTURING OF MATERIALS, GOOD...	JDS MACHINE	2007/11/07	POINT (-114.009262377041
TC2007-00013	#33 1515 HIGHFIELD CR SE	MANUFACTURING OF MATERIALS, GOOD...	X-LOX	2007/11/07	POINT (-114.032872829258

< Previous Next >

Showing Rows 1 to 13 out of 39,701

Export

Download Applications for Tenancy Change Report

Download Applications for Tenancy Change Report for offline use in other applications.

☒ All Data (39701 rows)

☐ Filtered Data (39701 rows)

CSV CSV for Excel

Additional Formats

CSV for Excel (European) TSV for Excel

RDF XML

RSS

	A	B	C	D	E	F	G	H
1	PermitNum	OriginalAddress	ProposedUse	ApplicantName	AppliedDate	point		
2	TC2007-00001	#3 1305 33 ST NE	WAREHOUSE STORE	LA CASA FINE FURNISHINGS	11/5/2007	POINT (-113.986797655515 51.0636391281971)		
3	TC2007-00002	#202 11566 24 ST SE	RESTAURANT	OLIVE GROVE PIZZERIA	11/5/2007	POINT (-114.001743353519 50.950986984831)		
4	TC2007-00003	#112 450 COUNTRY HILLS BV NE	RETAIL STORE	SCRAPBOOK PANTRY	11/5/2007	POINT (-114.058932902987 51.1554666952258)		
5	TC2007-00004	#63 4216 54 AV SE	MOVEMENT OR STORAGE OF MATERIALS, GOODS, OR PRODUCTS	OPERATOR INDUSTRIAL TRAINING	11/6/2007	POINT (-113.973731248805 51.0062043592009)		
6	TC2007-00005	#4 2115 30 AV NE	RESTAURANT - FOOD SERVICE ONLY	SUNRISE DELI	11/6/2007	POINT (-114.00976125568 51.0792584353113)		
7	TC2007-00006	#1683 1632 14 AV NW	RETAIL STORE	FANATTIC	11/6/2007	POINT (-114.099396236799 51.065793072377)		
8	TC2007-00007	4623 12 ST NE	MOVEMENT OR STORAGE OF MATERIALS, GOODS, OR PRODUCTS	DENDERA ELECTRIC	11/6/2007	POINT (-114.034222664491 51.0942390627241)		
9	TC2007-00008	4859 30 ST SE	MANUFACTURING OF MATERIALS, GOODS OR PRODUCTS	JR CUSTOM STEEL	11/6/2007	POINT (-113.989508632743 51.010736804778)		
10	TC2007-00009	4809 30 ST SE	MANUFACTURING OF MATERIALS, GOODS OR PRODUCTS	JR CUSTOM STEEL	11/6/2007	POINT (-113.989522242864 51.0111110417746)		
11	TC2007-00010	306 10 ST NW	RESTAURANT - FOOD SERVICE ONLY	TAKE 10 CAFE	11/6/2007	POINT (-114.085596304052 51.0542304932537)		
12	TC2007-00011	#101 855 8 AV SW	PERSONAL SERVICE BUSINESS/ESTABLISHMENT	PHAMTASTIC NAILS AND SPA (DOWNTOWN)	11/7/2007	POINT (-114.08093678253 51.0457741020805)		
13	TC2007-00012	3851E 21 ST NE	MANUFACTURING OF MATERIALS, GOODS OR PRODUCTS	JDS MACHINE	11/7/2007	POINT (-114.009262377041 51.0873398417064)		
14	TC2007-00013	#33 1515 HIGHFIELD CR SE	MANUFACTURING OF MATERIALS, GOODS OR PRODUCTS	X-LOX	11/7/2007	POINT (-114.032872829258 51.0074693405627)		
15	TC2007-00014	#1146 4818 WESTWINDS DR NE	RETAIL STORE	FIDO	11/7/2007	POINT (-113.965328355787 51.10107873737886)		
16	TC2007-00015	#28 4620 MANILLA RD SE	OFFICES	RECRUITMENT SOLUTIONS	11/7/2007	POINT (-114.049981910528 51.01210692536)		
17	TC2007-00016	#410 20 CROWFOOT CR NW	PERSONAL SERVICE BUSINESS/ESTABLISHMENT	PERFECTAN TANNING SALON	11/7/2007	POINT (-114.198606920466 51.1256661246834)		
18	TC2007-00017	#110 2845 23 ST NE	OFFICES	CAL TEK INDUSTRIES	11/8/2007	POINT (-114.006142566199 51.0784813437934)		
19	TC2007-00018	#5E 100 7 AV SW	RETAIL STORE	PELOQUIN'S PLAYROOM	11/8/2007	POINT (-114.063455251555 51.0469303898855)		
20	TC2007-00019	#6 3530 11A ST NE	OFFICES	PRISMATIC INDUSTRIES	11/8/2007	POINT (-114.033565505973 51.0841640328951)		
21	TC2007-00020	#B 5040 12A ST SE	MOVEMENT OR STORAGE OF MATERIALS, GOODS, OR PRODUCTS	A R WILLIAMS MATERIALS HANDLING	11/8/2007	POINT (-114.03481134646 51.0081726707174)		
22	TC2007-00021	#302 227 10 ST NW	OFFICES	CITY CORE DEVELOPMENTS	11/8/2007	POINT (-114.08627674235 51.0537139200847)		
23	TC2007-00022	8555 SCURFIELD DR NW	RETAIL STORE	SCENIC ACRES IDA PHARMACY	11/8/2007	POINT (-114.211752594531 51.1203993507816)		
24	TC2007-00023	#3141 150 MILLRISE BV SW	PERSONAL SERVICE BUSINESS/ESTABLISHMENT	BAMBOO RETREAT SALON AND SPA	11/8/2007	POINT (-114.07131050287 50.9138337594051)		
25	TC2007-00024	#1 3419 46 AV SE	MANUFACTURING OF MATERIALS, GOODS OR PRODUCTS	CLEAR CUT METAL WORKS	11/8/2007	POINT (-113.985107844748 51.012023086027)		
26	TC2007-00025	#1 343 FORGE RD SE	AUTOMOTIVE SERVICE	MPS MICRO PAINT CANADA	11/8/2007	POINT (-114.056636560806 50.9931025706923)		
27	TC2007-00026	9679 MACLEOD TR SW	RETAIL STORE	CERAGEM CALGARY SOUTH	11/8/2007	POINT (-114.073300508672 50.968062356772)		
28	TC2007-00027	2925 RICHMOND RD SW	PERSONAL SERVICE BUSINESS/ESTABLISHMENT	REFRESH URBAN OASIS SALON & DAY SPA	11/8/2007	POINT (-114.128975239848 51.0255576467071)		
29	TC2007-00028	#105 3750 46 AV SE	MOVEMENT OR STORAGE OF MATERIALS, GOODS, OR PRODUCTS	NAVIS PACK & SHIP	11/9/2007	POINT (-113.974950152347 51.013473642643)		
30	TC2007-00029	#100 221 62 AV SE	MANUFACTURING OF MATERIALS, GOODS OR PRODUCTS	LA TABLE DU CHATELAIN CUISINE & CATERING	11/9/2007	POINT (-114.061257083325 50.996146041564)		
31	TC2007-00030	100 GLENDEER CI SE	AUTOMOTIVE SALES	STRAIGHTLINE KIA	11/9/2007	POINT (-114.030849591669 50.9885933592335)		
32	TC2007-00031	765 NORTHMOUNT DR NW	RETAIL STORE	GRINDERS THE HOCKEY STORE	11/9/2007	POINT (-114.059591394533 51.062485205807)		
33	TC2007-00032	440 16 AV NE	RESTAURANT / DRINKING ESTABLISHMENT	JULIET'S CASTLE RESTAURANT	11/9/2007	POINT (-114.053787457954 51.0673325148018)		
34	TC2007-00033	#10 2650 36 ST SE	OFFICES	CREATIVE TRIBE	11/12/2007	POINT (-113.981116415357 51.0308875423074)		

From there, you can manipulate and massage the data as needed