



Calgary



2022 Fall Survey of Calgarians

Ward 9 - Final Report

Prepared for The City of Calgary by:



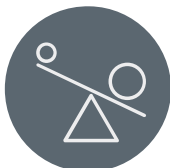
Table of Contents

03	Methodology	46	City Customer Service
04	Highlights	49	Communication at The City
10	Quality of Life	52	City Reputation and Performance
23	Issue Agenda	58	Council Focus Areas
25	City Programs and Services	61	Respondent Profile
42	Taxation		



Telephone survey conducted with a randomly-selected sample of 2,501 Calgarians aged 18 years and older between August 15th and September 2nd, 2022. A total of 180 interviews were conducted with residents of Ward 9.

- Both cell phone (60%) and landline (40%) sample were used.
- The average interview length was 32 minutes.
- When assessing City programs and services, each respondent is asked to rate about one-half of the 35 programs and services evaluated. The programs and services evaluated are randomly assigned.



Final data were weighted to ensure the overall sample's quadrant, ward, and age/gender composition reflects that of the actual Calgary population aged 18 or older according to 2019 Municipal and 2021 Federal Census data.



The **margin of error** (MOE) for the total City Wide sample of 2,501 is ± 2.0 percentage points, 19 times out of 20.

- The MOE for Ward 9 is ± 7.3 percentage points.



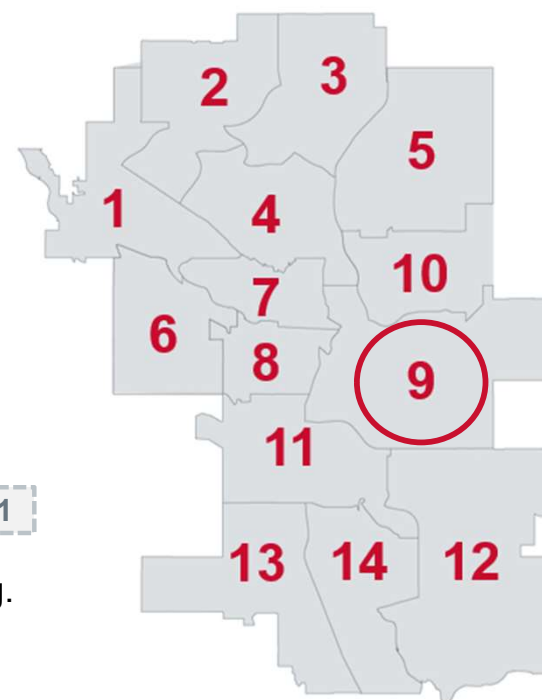
Results for Ward 9 are compared to results City Wide.

- ↑ indicates a number is significantly higher than City Wide.
- ↓ indicates a number is significantly lower than City Wide.

Where possible, Fall 2022 results for Ward 9 are compared to those from Fall 2021 as indicated by a grey dotted box:


Ward 9 2021

- Only significant differences are shown.
- Some bar charts in this report do not add up to 100% due to rounding.





Highlights



QUALITY OF LIFE



'Good' Quality of Life

71%

I am proud to live in my neighbourhood



64%

I feel safe walking alone in my neighbourhood after dark



54%

Calgary is a great place to make a life

72%

Calgary is a great place to make a living

65%

Calgary is on the right track to be a better city 10 years from now

73%

ISSUE AGENDA (TOP 3)



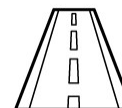
Crime, Safety and Policing

33%



Homelessness, Poverty and Affordable Housing

30%



Infrastructure, Traffic and Roads

26%

VALUE FOR TAXES AND CITIZEN SATISFACTION



54%

'Good' value for tax dollars



61%

'Satisfied' with City services and programs



64%

'Satisfied' with customer service

CITY PERFORMANCE AND REPUTATION



39%

'Trust' The City of Calgary



68%

Satisfied with running of The City by Council and Administration



62%

'Agree' City practices open and accessible government



72%




'Agree' City building meaningful relationships with Indigenous partners



88%

'Agree' Calgary is a city that celebrates culture, heritage and diversity

Differences in Ward 9 vs. City Wide








		Ward 9	City Wide
 Quality of Life	I am proud to be a Calgarian	72%↓	82%
	Calgary is a great place to make a life	72%↓	79%
	Quality of life is 'Good'	71%↓	80%
	Calgary is a great place to make a living	65%↓	74%
	I am proud to live in my neighbourhood	64%↓	81%
	Quality of life has 'worsened'	56%↑	47%
	Crime in neighbourhood has 'increased'	55%↑	44%
	Feel 'safe' walking alone in neighbourhood after dark	54%↓	78%
	The City of Calgary fosters a city that is inclusive and accepting of all	54%↓	70%
	Calgary is moving in the right direction to ensure a high quality of life for future generations	42%↓	54%
 Issue Agenda	Calgary is safe for all residents and visitors, regardless of things like ethnicity, race, religion, income, or sexual identity	37%↓	51%
	I am regularly involved in neighbourhood and local community events	20%↓	27%
	Homelessness, Poverty and Affordable Housing [NET]	30%↑	16%
 Importance: City Programs and Services	Poverty/homelessness/related social issues	24%↑	11%
	Crime	23%↑	14%
	<i>No statistically significant differences</i>		

Note: A "NET" is a combination of 2 or more mentions that cover a specific theme

↑ Statistically higher than City Wide
↓ Statistically lower than City Wide







Differences in Ward 9 vs. City Wide (continued)

			Ward 9	City Wide
	Satisfaction: City Programs and Services	Calgary Transit including bus and CTrain service	61%↓	72%
		On-street bikeways	52%↓	66%
		Affordable housing for low-income Calgarians	38%↓	54%
	Investment: City Programs and Services (Invest 'More')	Affordable housing for low-income families	86%↑	74%
		Calgary Fire Department	62%↑	44%
		Disaster planning and response	46%↑	33%
		Animal control services for stray animals and pet licensing	31%↑	17%
	Taxation	<i>No statistically significant differences</i>		
	Customer Service	<i>No statistically significant differences</i>		
	Communication	Preferred method of contact is by calling 311	54%↑	46%
	City Reputation and Performance	'Trust' The City of Calgary	39%↓	49%
	Council Focus Areas	The City is working to build meaningful relationships with Indigenous partners	72%↓	81%

↑ Statistically higher than City Wide
↓ Statistically lower than City Wide






Year-Over-Year Changes in Ward 9

		2022	2021
 Quality of Life	I am proud to live in my neighbourhood	64%↓	75%
	Crime in neighbourhood has 'increased'	55%↑	41%
	The City of Calgary fosters a city that is inclusive and accepting of all	54%↓	67%
	Calgary is safe for all residents and visitors, regardless of things like ethnicity, race, religion, income, or sexual identity	37%↓	51%
 Issue Agenda	Crime, Safety and Policing [NET]	33%↑	22%
	Homelessness, Poverty and Affordable Housing [NET]	30%↑	13%
	Poverty/homelessness/related social issues	24%↑	11%
	Crime	23%↑	13%
 Importance: City Programs and Services	Affordable/available housing	8%↑	2%
	<i>No statistically significant differences</i>		
 Satisfaction: City Programs and Services	Calgary Transit including bus and CTrain service	61%↓	81%
	On-street bikeways	52%↓	75%
	Affordable housing for low-income Calgarians	38%↓	56%

Note: A "NET" is a combination of 2 or more mentions that cover a specific theme

↑ Statistically higher than Fall 2021
↓ Statistically lower than Fall 2021


Year-Over-Year Changes in Ward 9 (continued)

			2022	2021
	Investment: City Programs and Services (Invest 'More')			
		Calgary Fire Department	62%↑	38%
		Calgary Police Service	53%↑	36%
		City operated recreation FACILITIES such as pools, leisure centres, and golf courses	43%↓	61%
	Taxation	Increase taxes beyond current inflation rate to maintain/expand services	59%↑	46%
		Cut services to maintain/reduce taxes	33%↓	49%
	Customer Service	<i>No statistically significant differences</i>		
	Communication	<i>No statistically significant differences</i>		
	City Reputation and Performance	'Trust' The City of Calgary	39%↓	53%

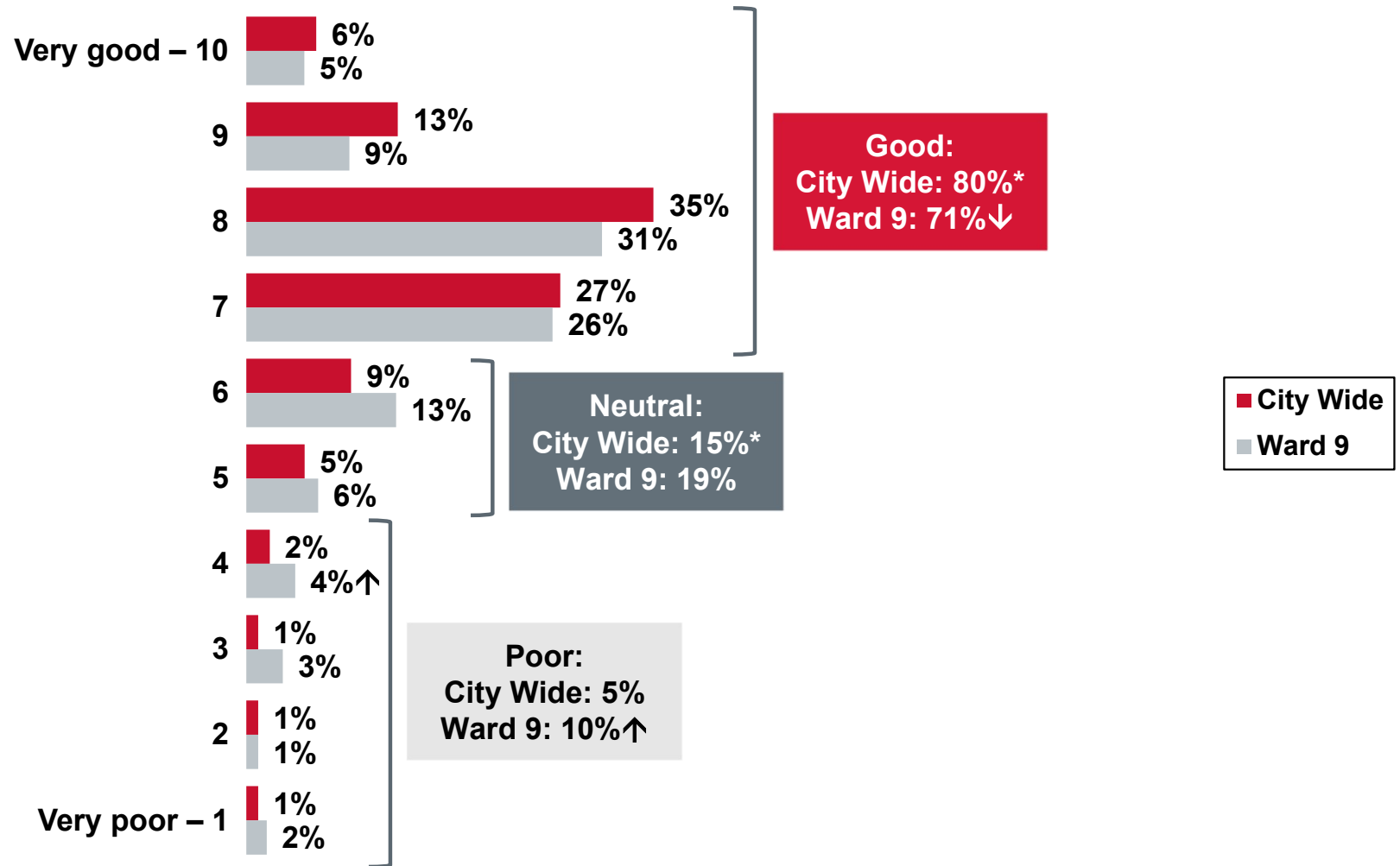
↑ Statistically higher than Fall 2021
↓ Statistically lower than Fall 2021



Quality of Life



Overall Quality of Life in Calgary



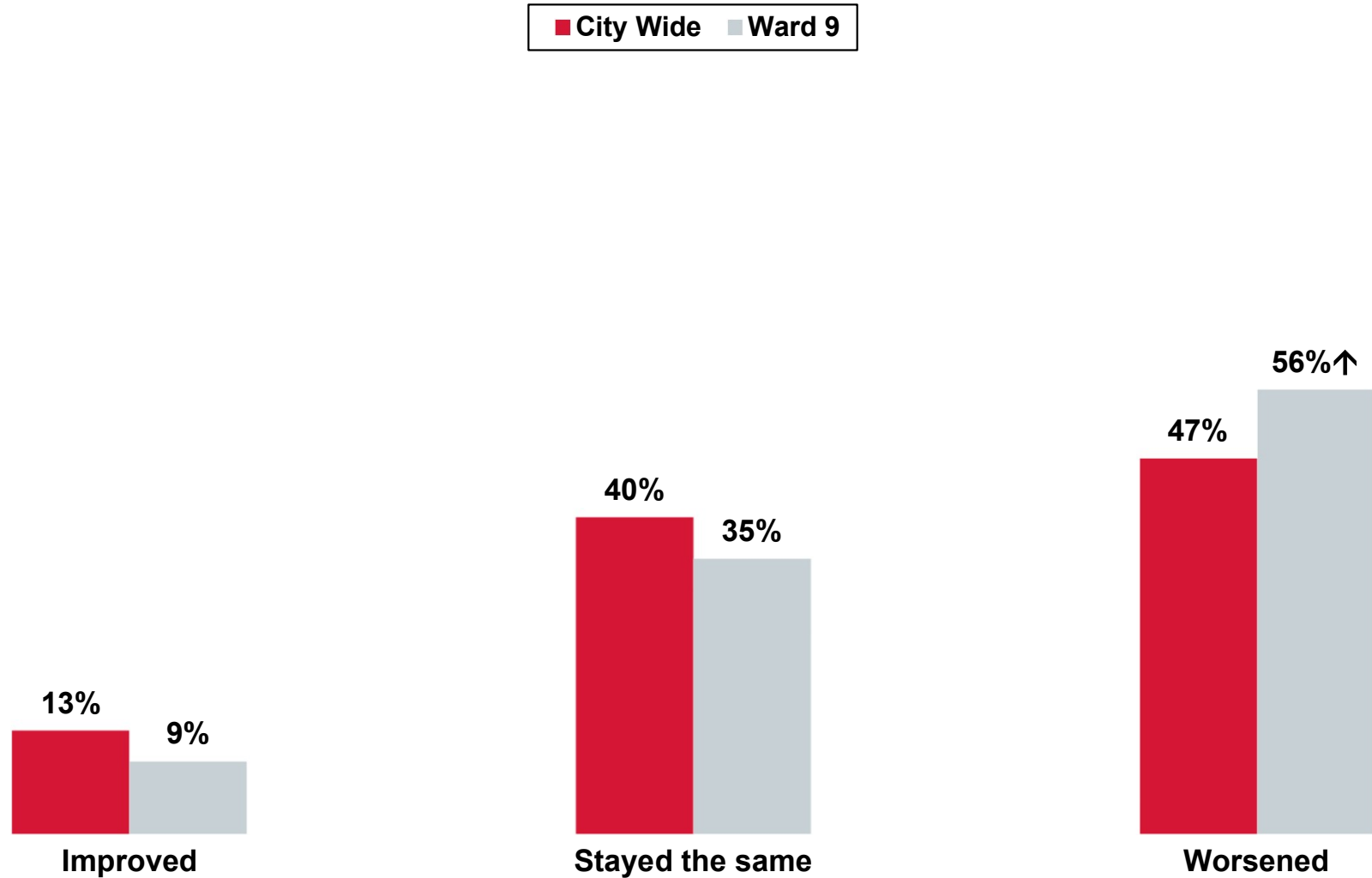
On a scale of “1” to “10” where “1” represents “very poor” and “10” represents “very good,” how would you rate the overall quality of life in the city of Calgary today?

Base: Valid respondents (City Wide: n=2,499 / Ward 9: n=180)

*Rounding

↑ Statistically higher than City Wide
↓ Statistically lower than City Wide

Perceived Change in the Quality of Life



And, do you feel that the quality of life in the city of Calgary in the past three years has ...?
 Base: Valid respondents (City Wide: n=2,460 / Ward 9: n=178)

↑ Statistically higher than City Wide
 ↓ Statistically lower than City Wide



Connectedness

■ Completely Agree (10) ■ Agree (9, 8 or 7) ■ Neutral (6 or 5) ■ Disagree (4, 3, 2 or 1)

% Agree

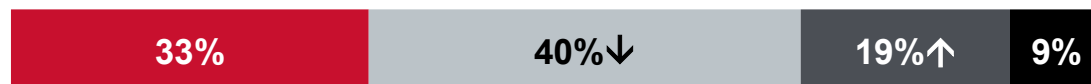
I am proud to be a
Calgarian

City Wide



82%

Ward 9



72%* ↓

I am proud to live in my
neighbourhood

City Wide



81%

Ward 9



64%↓

75%

I am regularly involved in
neighbourhood and local
community events

City Wide



27%

Ward 9



20%↓

Next, I'm going to read you a series of statements that some people have said about life in Calgary. Please indicate whether you agree or disagree with each statement using a scale from 1 to 10, where "1" is "completely disagree" and "10" is "completely agree."

Base: Valid respondents (Bases vary)

Ward 9 2021

*Rounding

↑ Statistically higher than City Wide

↓ Statistically lower than City Wide

Making a Life and Making a Living

■ Completely Agree (10) ■ Agree (9, 8 or 7) ■ Neutral (6 or 5) ■ Disagree (4, 3, 2 or 1)

% Agree

**Calgary is a great
place to make a life**

City Wide

19%

60%

15%

6%

79%

Ward 9

13%

59%

16%

12%↑

72%↓

**Calgary is a great
place to make a living**

City Wide

16%

58%

18%

8%

74%

Ward 9

12%

53%

21%

15%↑

65%↓

Next, I'm going to read you a series of statements that some people have said about life in Calgary. Please indicate whether you agree or disagree with each statement using a scale from 1 to 10, where "1" is "completely disagree" and "10" is "completely agree."

Base: Valid respondents (Bases vary)

↑ Statistically higher than City Wide
↓ Statistically lower than City Wide


Inclusivity and Future Direction

■ Completely Agree (10) ■ Agree (9, 8 or 7) ■ Neutral (6 or 5) ■ Disagree (4, 3, 2 or 1)

% Agree

The City of Calgary fosters a city that is inclusive and accepting of all

City Wide



70%*

Ward 9



54%↓
67%

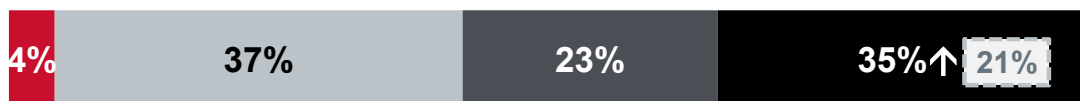
Calgary is moving in the right direction to ensure a high quality of life for future generations

City Wide



52%

Ward 9



42%*↓

Next, I'm going to read you a series of statements that some people have said about life in Calgary. Please indicate whether you agree or disagree with each statement using a scale from 1 to 10, where "1" is "completely disagree" and "10" is "completely agree."

Base: Valid respondents (Bases vary)

Ward 9 2021

*Rounding

↑ Statistically higher than City Wide
↓ Statistically lower than City Wide

Inclusivity

■ Completely Agree (10) ■ Agree (9, 8 or 7) ■ Neutral (6 or 5) ■ Disagree (4, 3, 2 or 1)

% Agree

The City of Calgary delivers programs and services that remove barriers to participation for Calgarians who need it the most

City Wide



52%

Ward 9



46%

Calgary is safe for all residents and visitors, regardless of things like ethnicity, race, religion, income, or sexual identity

City Wide



51%

Ward 9



37%↓

51%

Next, I'm going to read you a series of statements that some people have said about life in Calgary. Please indicate whether you agree or disagree with each statement using a scale from 1 to 10, where "1" is "completely disagree" and "10" is "completely agree."

Base: Valid respondents (Bases vary)

Ward 9 2021

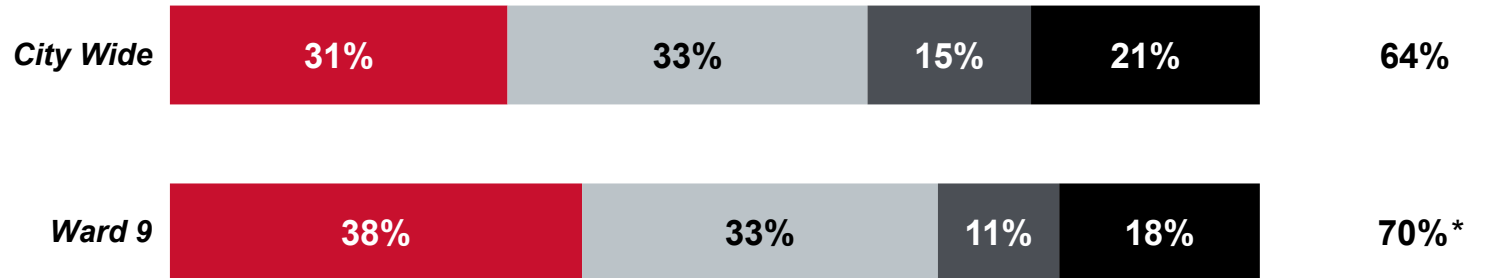
↑ Statistically higher than City Wide
↓ Statistically lower than City Wide

Climate Change and City Programs to Reduce Calgarians' Environmental Impact

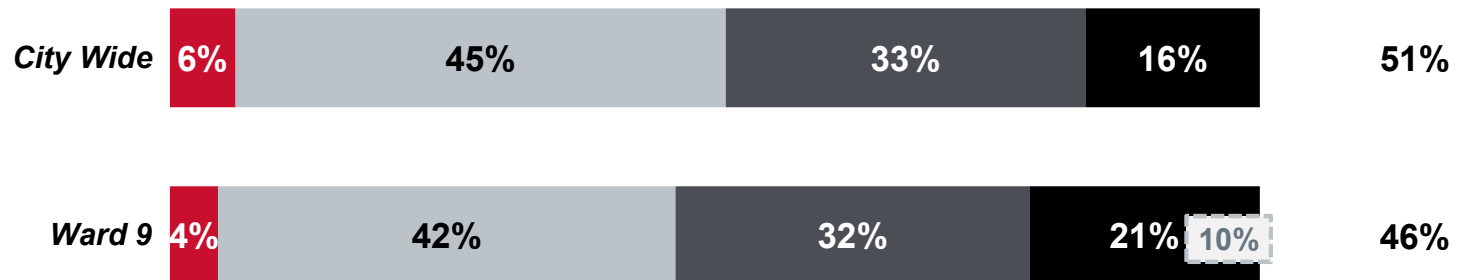
■ Completely Agree (10) ■ Agree (9, 8 or 7) ■ Neutral (6 or 5) ■ Disagree (4, 3, 2 or 1)

% Agree

I think we need to act now to address climate change



The City has programs and services aimed at helping Calgarians reduce their environmental impact



Next, I'm going to read you a series of statements that some people have said about life in Calgary. Please indicate whether you agree or disagree with each statement using a scale from 1 to 10, where "1" is "completely disagree" and "10" is "completely agree."

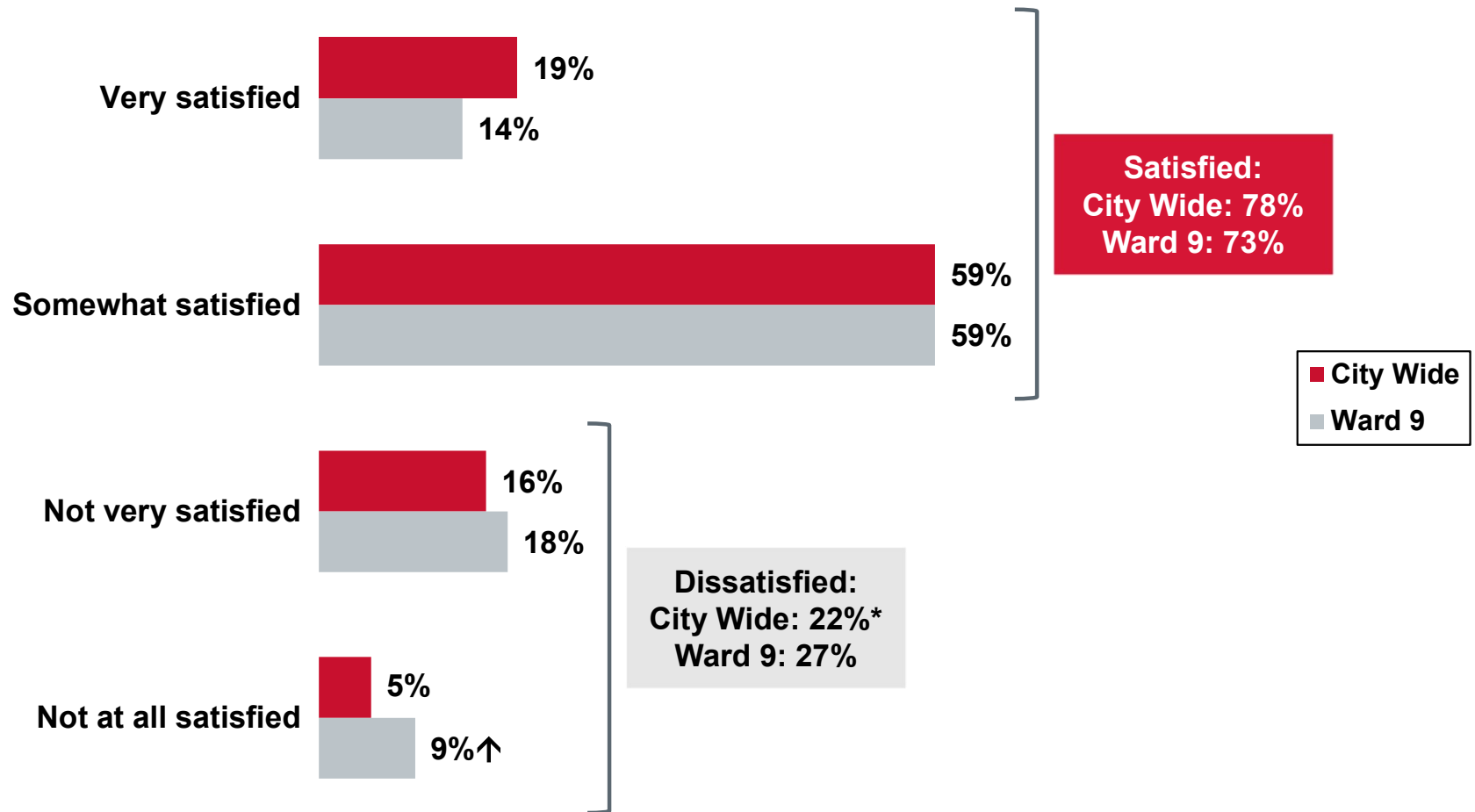
Base: Valid respondents (Bases vary)

Ward 9 2021

*Rounding



Satisfaction with The City of Calgary in Protecting the Environment+



+Question reintroduced in Fall 2022

How satisfied are you with the job the City of Calgary is currently doing to protect the environment?

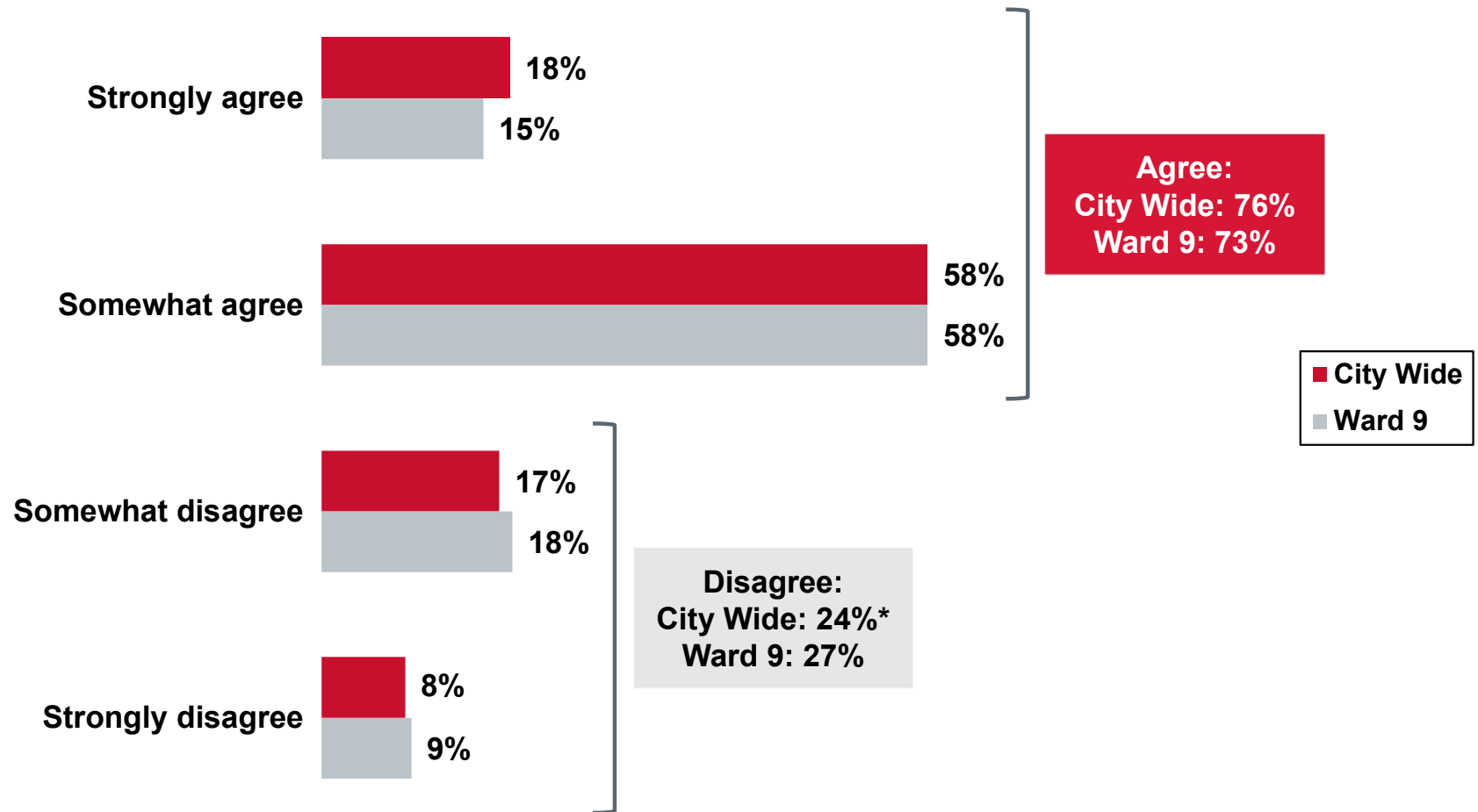
Base: Valid respondents (City Wide: n=2,463 / Ward 9: n=177)

*Rounding

↑ Statistically higher than City Wide
↓ Statistically lower than City Wide



On the Right Track to Be a Better City



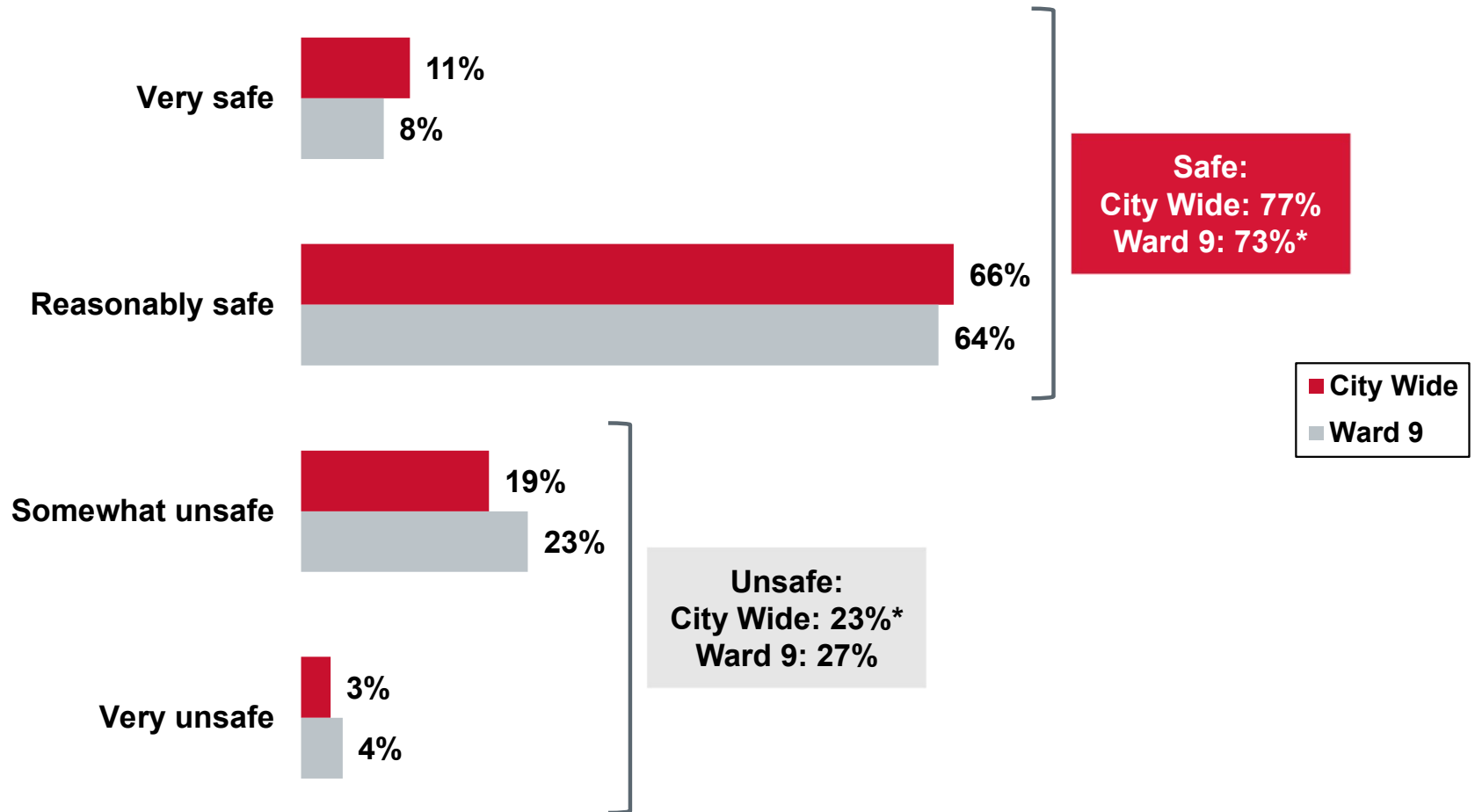
There are a wide array of challenges facing The City of Calgary today, but also many success stories. Please indicate whether you agree or disagree with the following statement about Calgary's future: Calgary is on the right track to be a better city 10 years from now.

Base: Valid respondents (City Wide: n=2,488 / Ward 9: n=180)

*Rounding



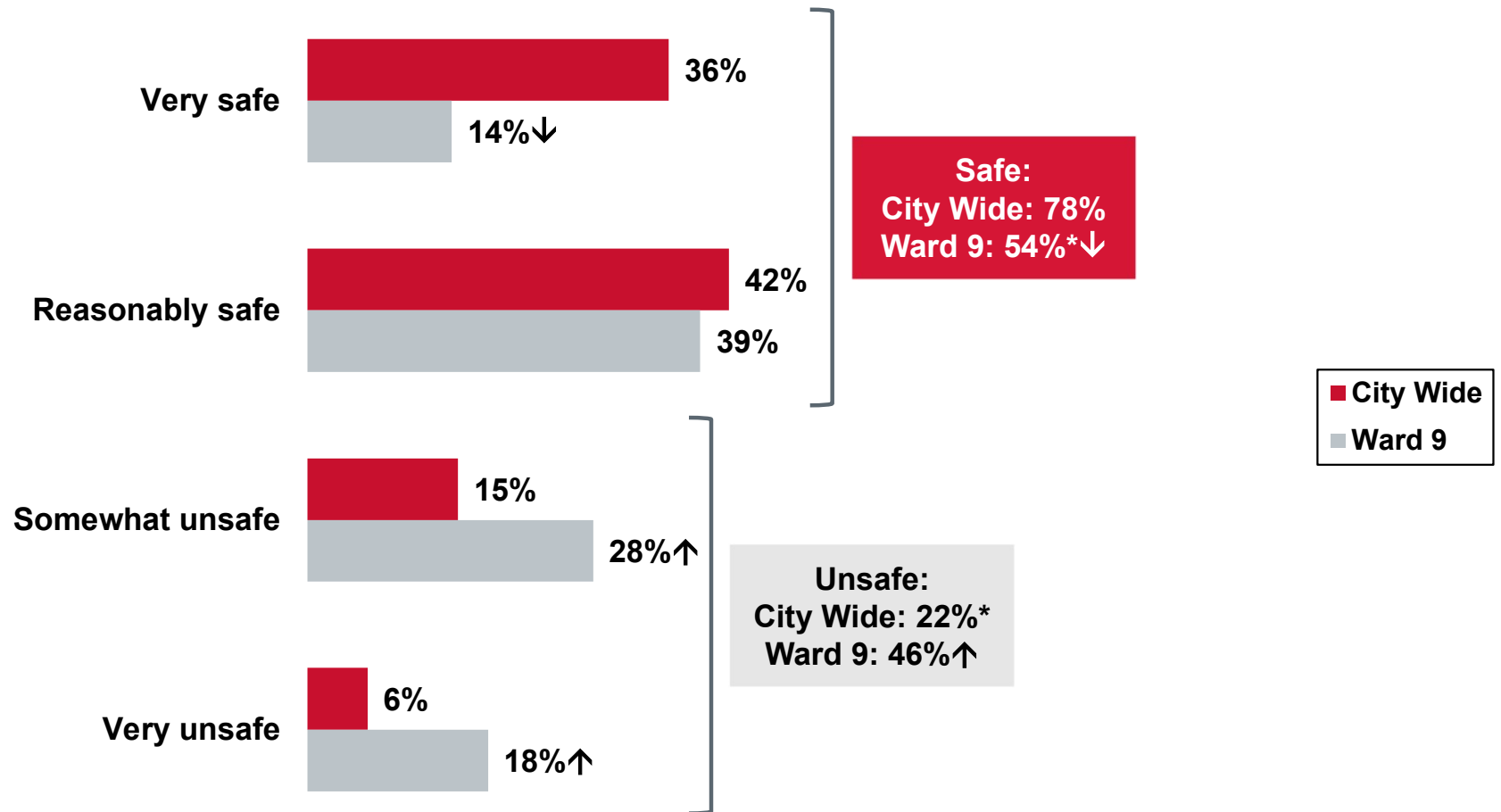
Overall Perceived Safety of the City of Calgary



How safe or unsafe do you think Calgary is overall?
 Base: Valid respondents (City Wide: n=2,489 / Ward 9: n=180)

*Rounding

Perceived Safety in Own Neighbourhood

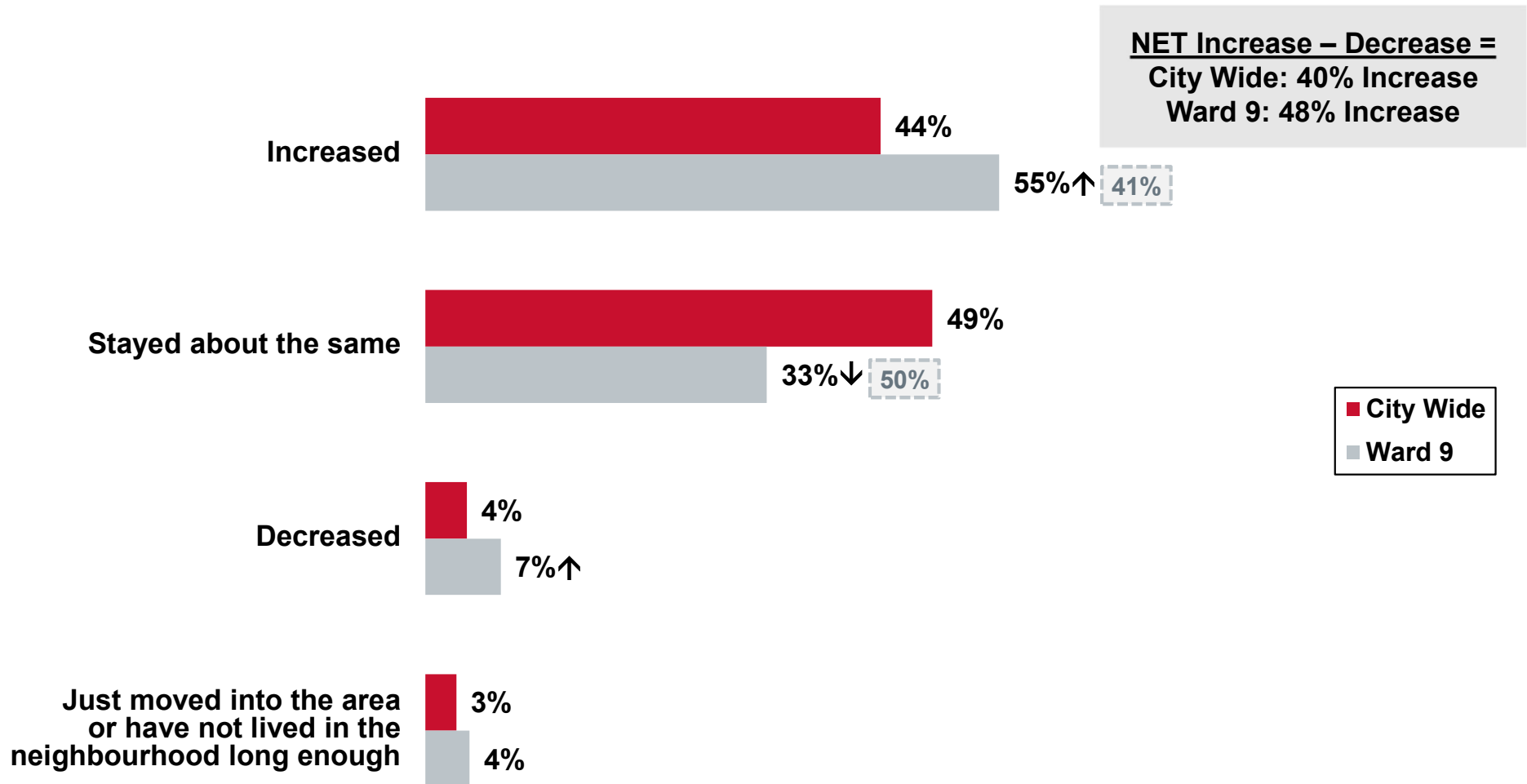


How safe do you feel or would you feel walking alone in your neighbourhood after dark?
 Do you or would you feel ...
 Base: Valid respondents (City Wide: n=2,496 / Ward 9: n=180)

*Rounding

↑ Statistically higher than City Wide
 ↓ Statistically lower than City Wide

Perceived Change in Neighbourhood Crime



During the last 3 years, do you think that crime in your neighbourhood has increased, decreased or remained about the same?


Base: Valid respondents (City Wide: n=2,484 / Ward 9: n=179)

Ward 9 2021

↑ Statistically higher than City Wide
 ↓ Statistically lower than City Wide



Issue Agenda





Issue Agenda

City Wide

Ward 9

■ First Mention ■ Other Mentions

Multiple Responses

Note: A "NET" is a combination of 2 or more mentions that cover a specific theme.

Infrastructure, Traffic and Roads [NET]	21%	10%	31%	26%
Roads (unspecified)	7%		11%	8%
Road conditions		7%		6%
Traffic congestion		7%		3%
Crime, Safety and Policing [NET]	19%	8%	27%	33%
Crime	10%		14%	23%↑
Public safety	9%		12%	14%
Recreation and Parks [NET]	12%	7%	19%	18%
Lack of community centres/parks/green space	8%		12%	8%
Transit [NET]	10%	8%	18%	16%
Public transportation	6%		10%	6%
Transit system improvements	5%		9%	7%
Transportation (unspecified)		6%		5%
Homelessness, Poverty & Affordable Housing [NET]	11%	5%	16%	30%↑
Poverty/homelessness/related social issues	7%		11%	24%↑
Affordable/available housing		7%		8%
Economy [NET]	6%		10%	6%
Environment and Waste Management [NET]	6%		10%	11%
Taxes [NET]	5%		8%	5%
Taxes/high taxes	5%		8%	4%
Growth and Planning [NET]			7%	5%
Education		7%		4%
Healthcare		6%		6%
None/no others			14%	9%

City Wide mentions of <6% are not shown
City Wide data labels of <5% are not shown

In your view, as a resident of the city of Calgary, what is the most important issue facing your community, that is, the one issue you feel should receive the greatest attention from your local leaders? Are there any other important local issues?


Base: Valid respondents (City Wide: n=2,458 / Ward 9: n=178)

Ward 9 2021

↑ Statistically higher than City Wide
↓ Statistically lower than City Wide

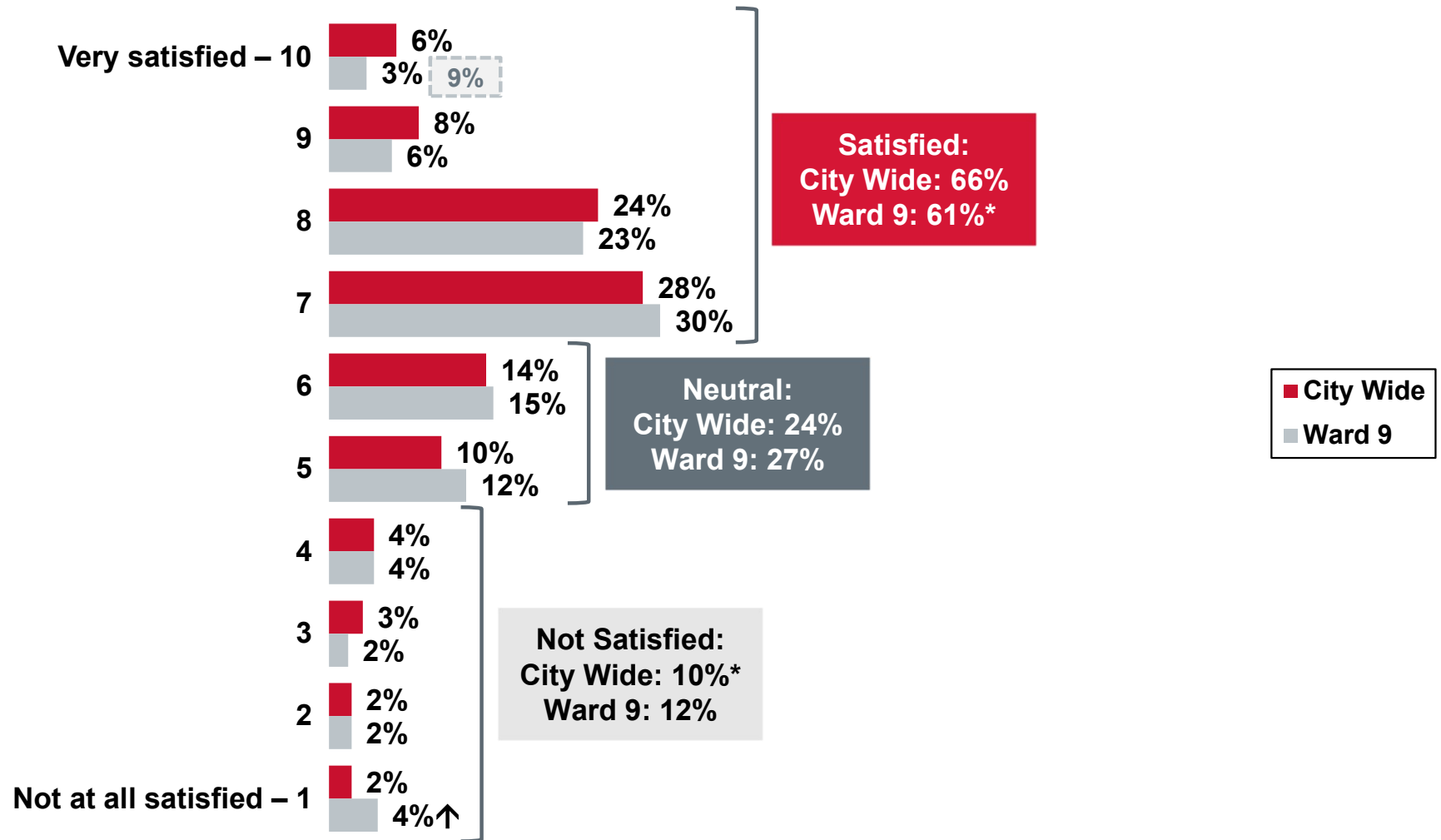


City Programs and Services





Satisfaction with the Overall Level and Quality of City Services and Programs



On a scale from “1” to “10” where “1” represents “not at all satisfied” and “10” represents “very satisfied,” how satisfied are you with the overall level and quality of services and programs provided by The City of Calgary?

Base: Valid respondents (City Wide: n=2,489 / Ward 9: n=179)

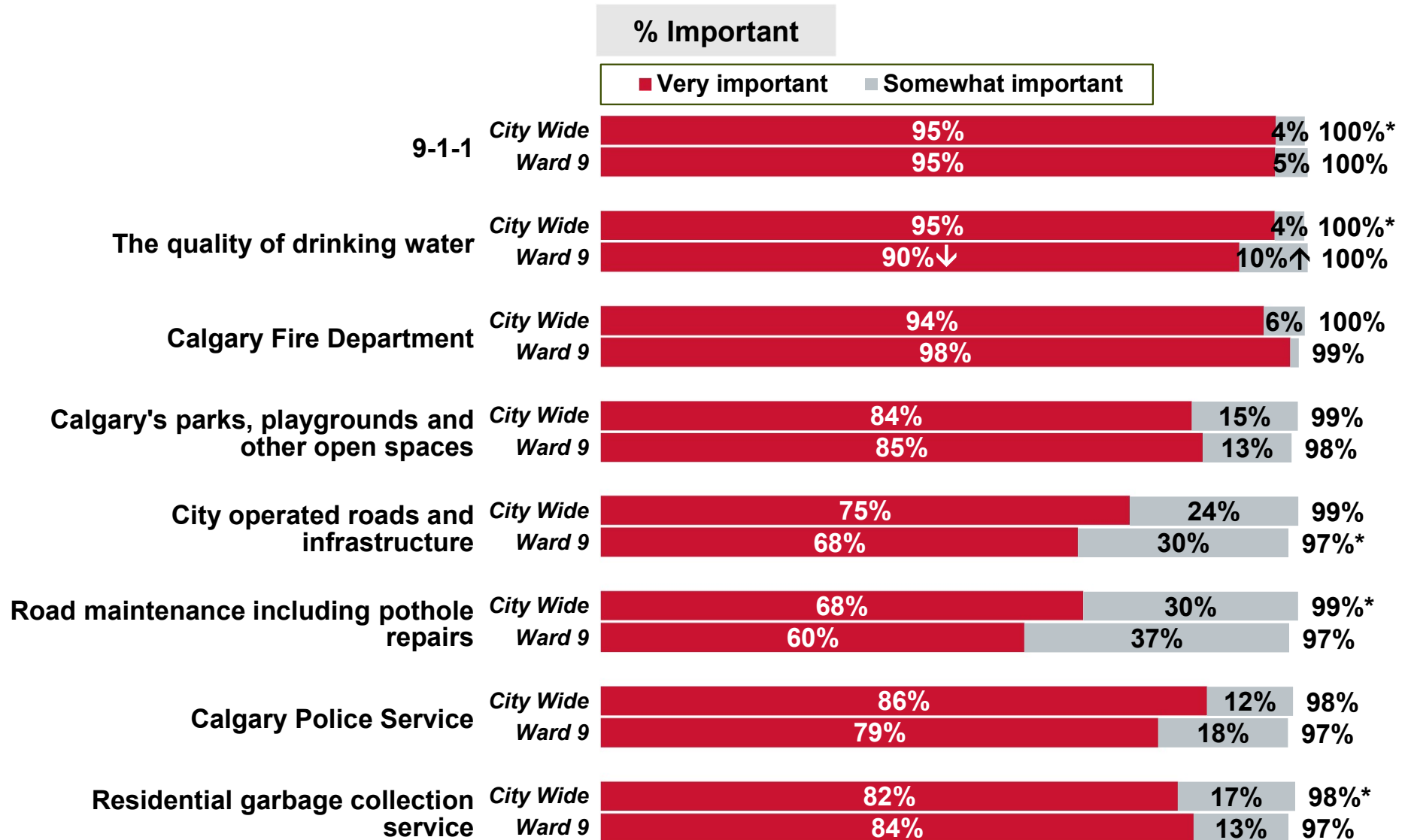
Ward 9 2021

*Rounding

↑ Statistically higher than City Wide
↓ Statistically lower than City Wide



Importance of City Programs and Services



Data labels of <3% are not shown

I am going to read a list of programs and services provided to you by The City of Calgary. Please tell me how important each one is to you.

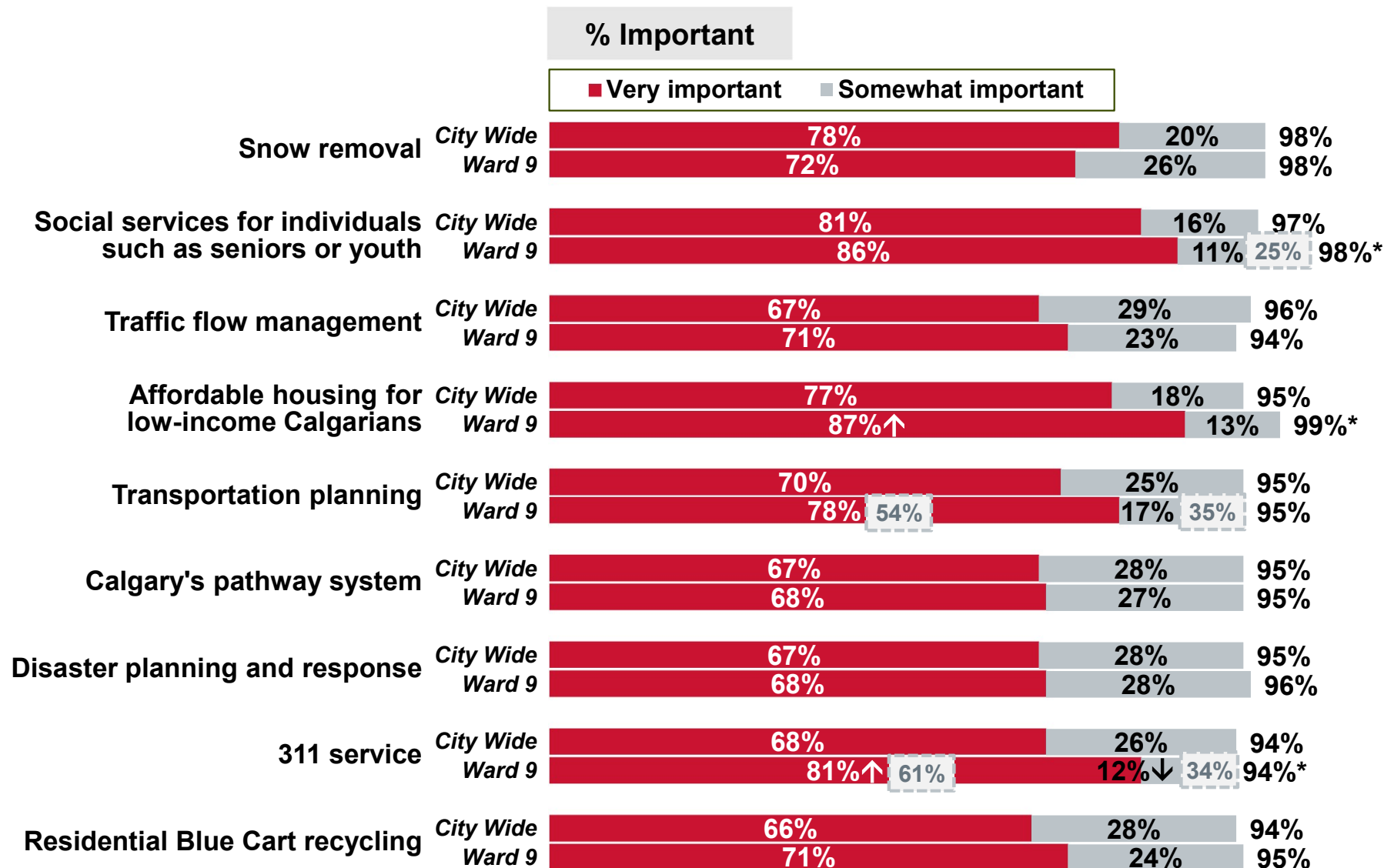
Base: Valid respondents (Bases vary)

*Rounding

↑ Statistically higher than City Wide
↓ Statistically lower than City Wide



Importance of City Programs and Services (continued)



I am going to read a list of programs and services provided to you by The City of Calgary. Please tell me how important each one is to you.
Base: Valid respondents (Bases vary)

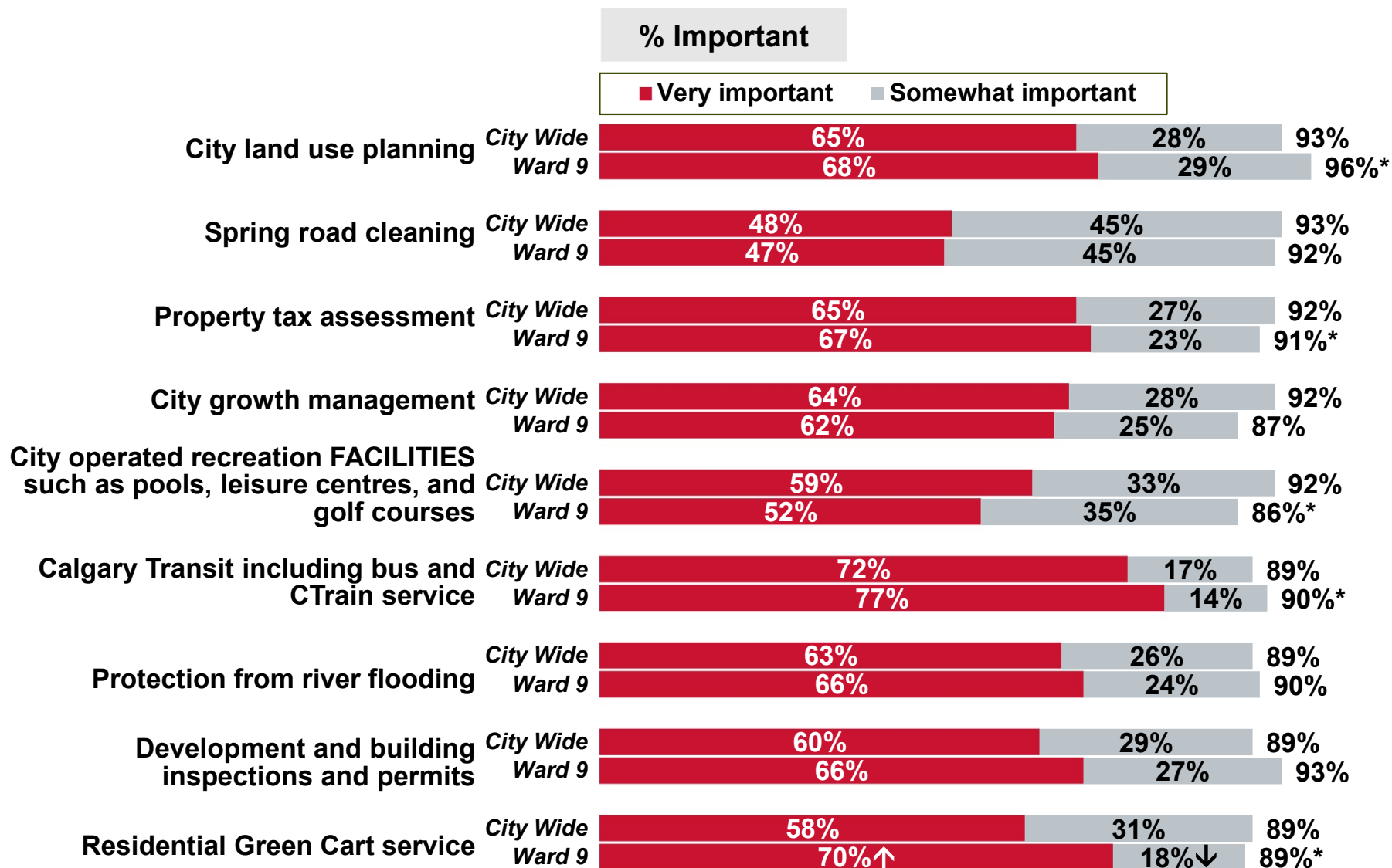
Ward 9 2021

*Rounding

↑ Statistically higher than City Wide
↓ Statistically lower than City Wide



Importance of City Programs and Services (continued)



*Rounding

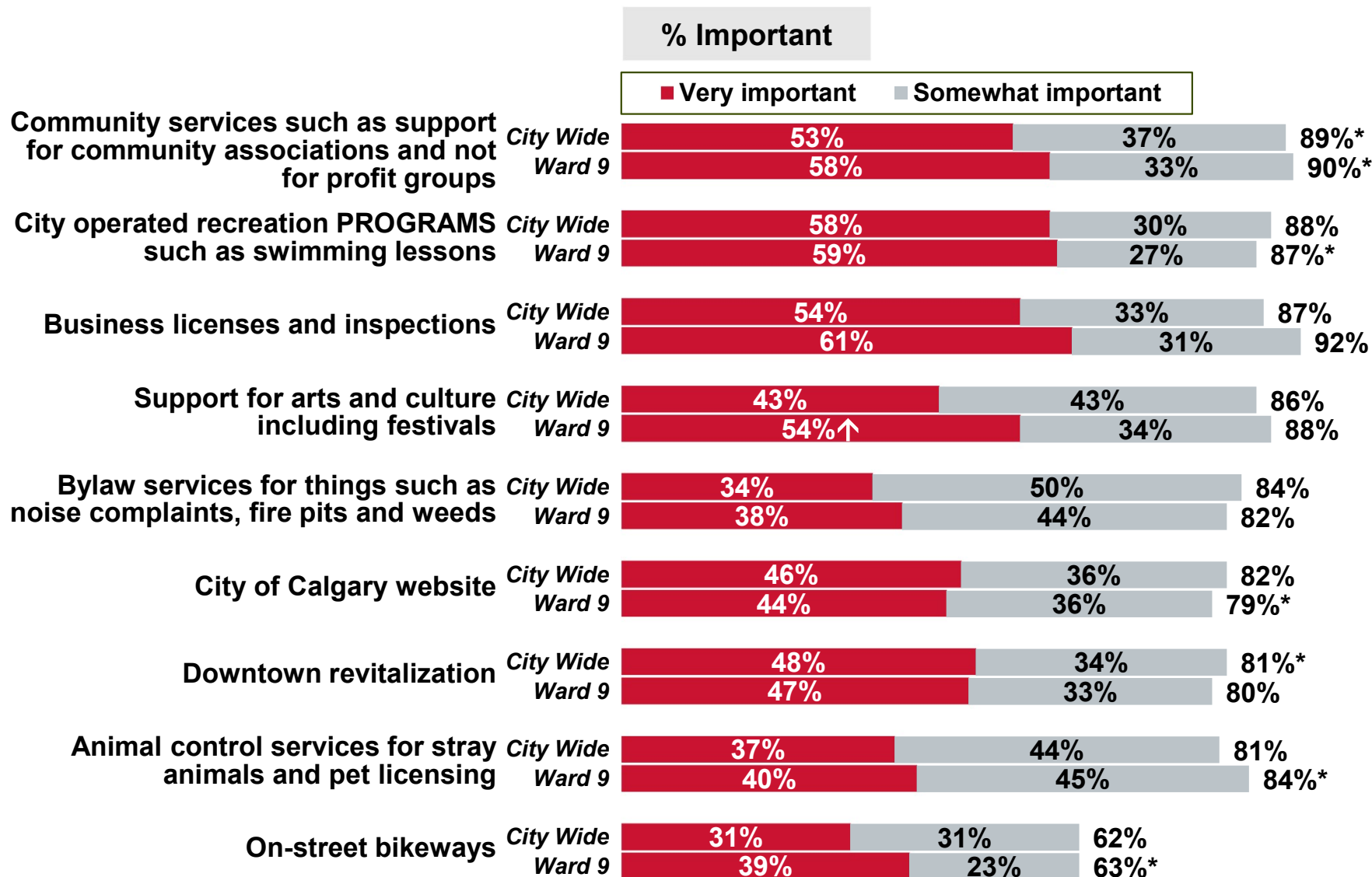
I am going to read a list of programs and services provided to you by The City of Calgary. Please tell me how important each one is to you.

Base: Valid respondents (Bases vary)

↑ Statistically higher than City Wide
↓ Statistically lower than City Wide



Importance of City Programs and Services (continued)



*Rounding

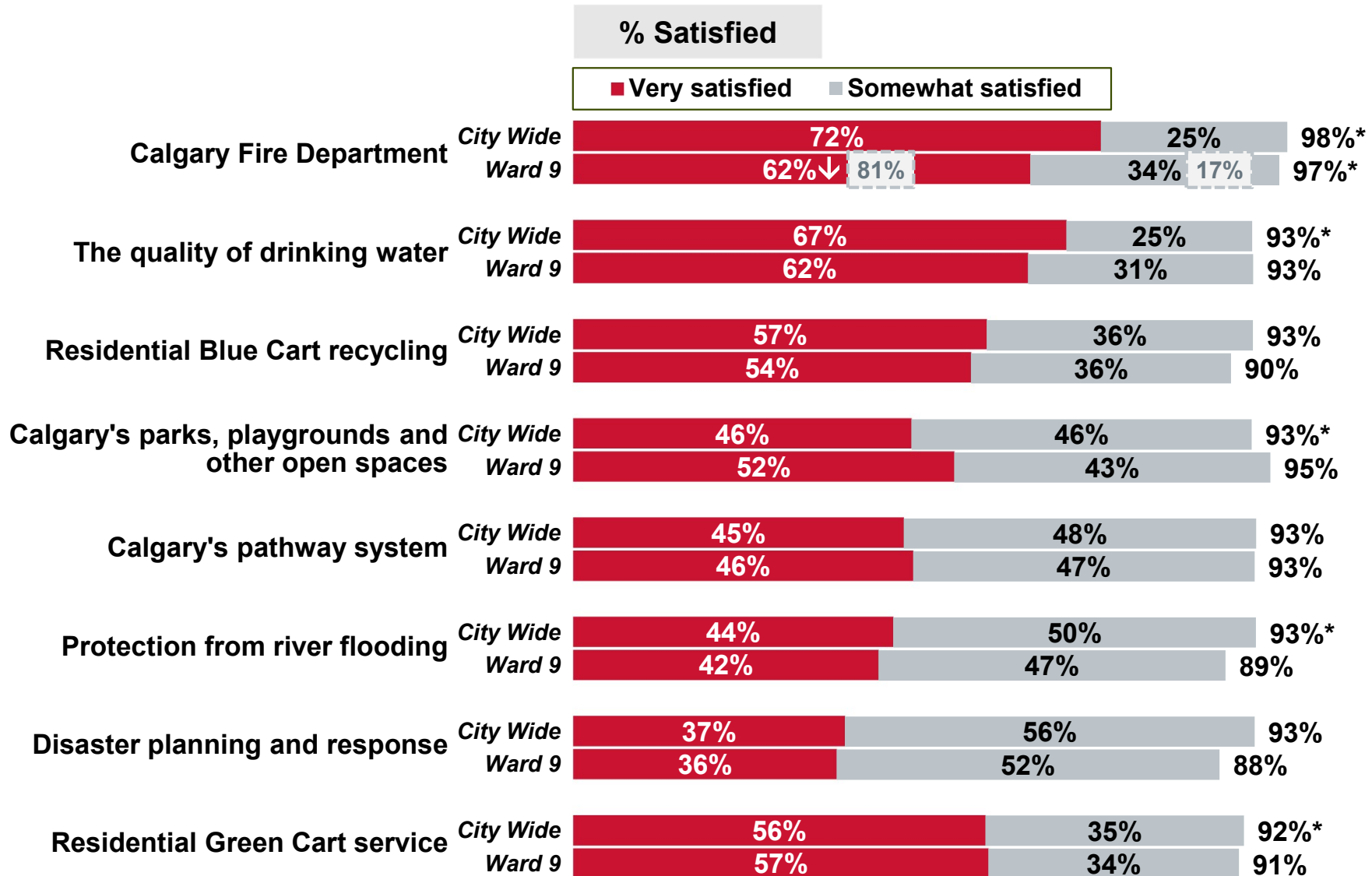
I am going to read a list of programs and services provided to you by The City of Calgary. Please tell me how important each one is to you.

Base: Valid respondents (Bases vary)

↑ Statistically higher than City Wide
↓ Statistically lower than City Wide



Satisfaction with City Programs and Services



I am going to read a list of programs and services provided to you by The City of Calgary. Please tell me how satisfied you are with the job The City is doing in providing that program or service.

Base: Valid respondents (Bases vary)

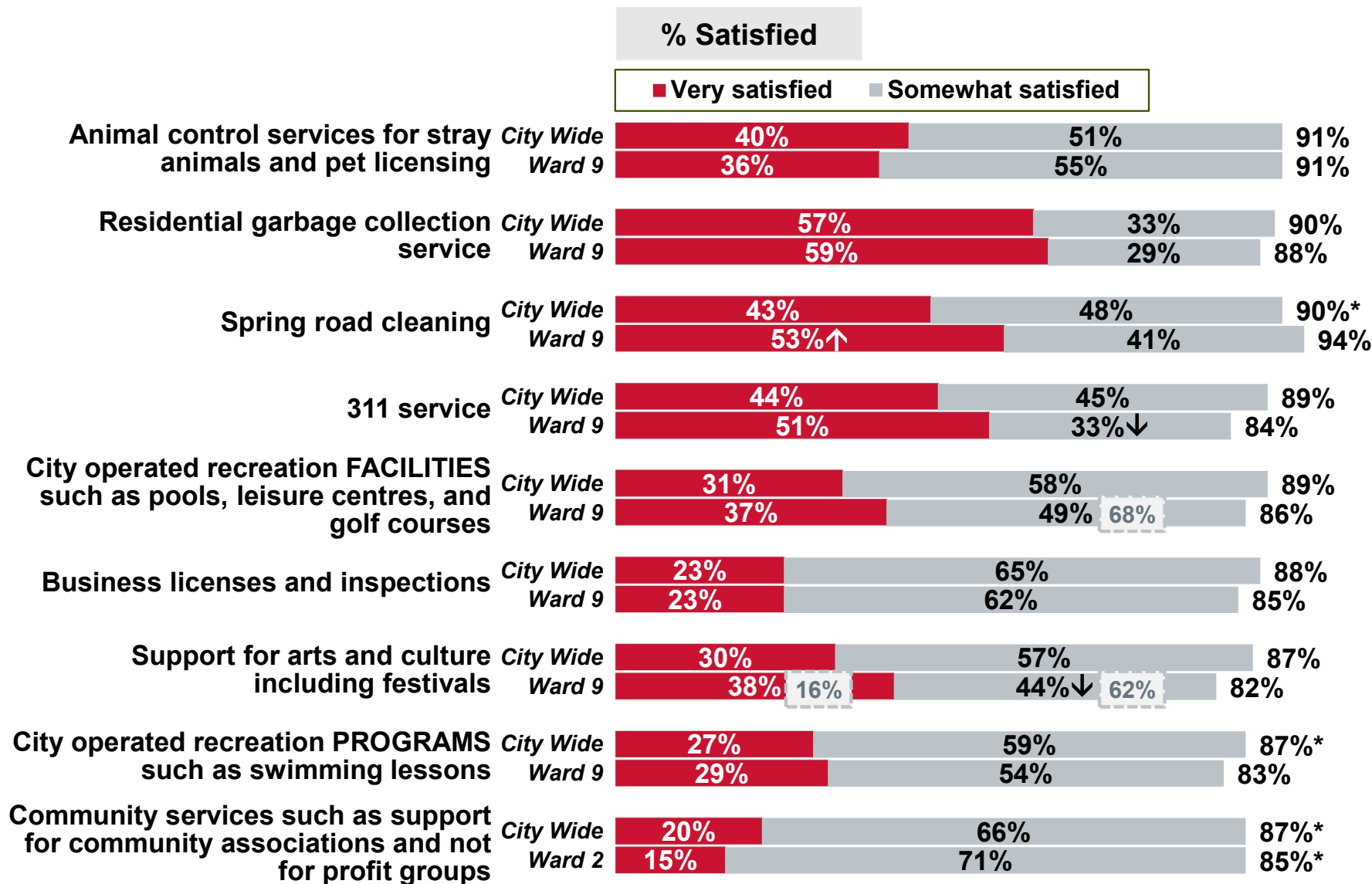
Ward 9 2021

*Rounding

↑ Statistically higher than City Wide
↓ Statistically lower than City Wide



Satisfaction with City Programs and Services (continued)



I am going to read a list of programs and services provided to you by The City of Calgary. Please tell me how satisfied you are with the job The City is doing in providing that program or service.

Base: Valid respondents (Bases vary)

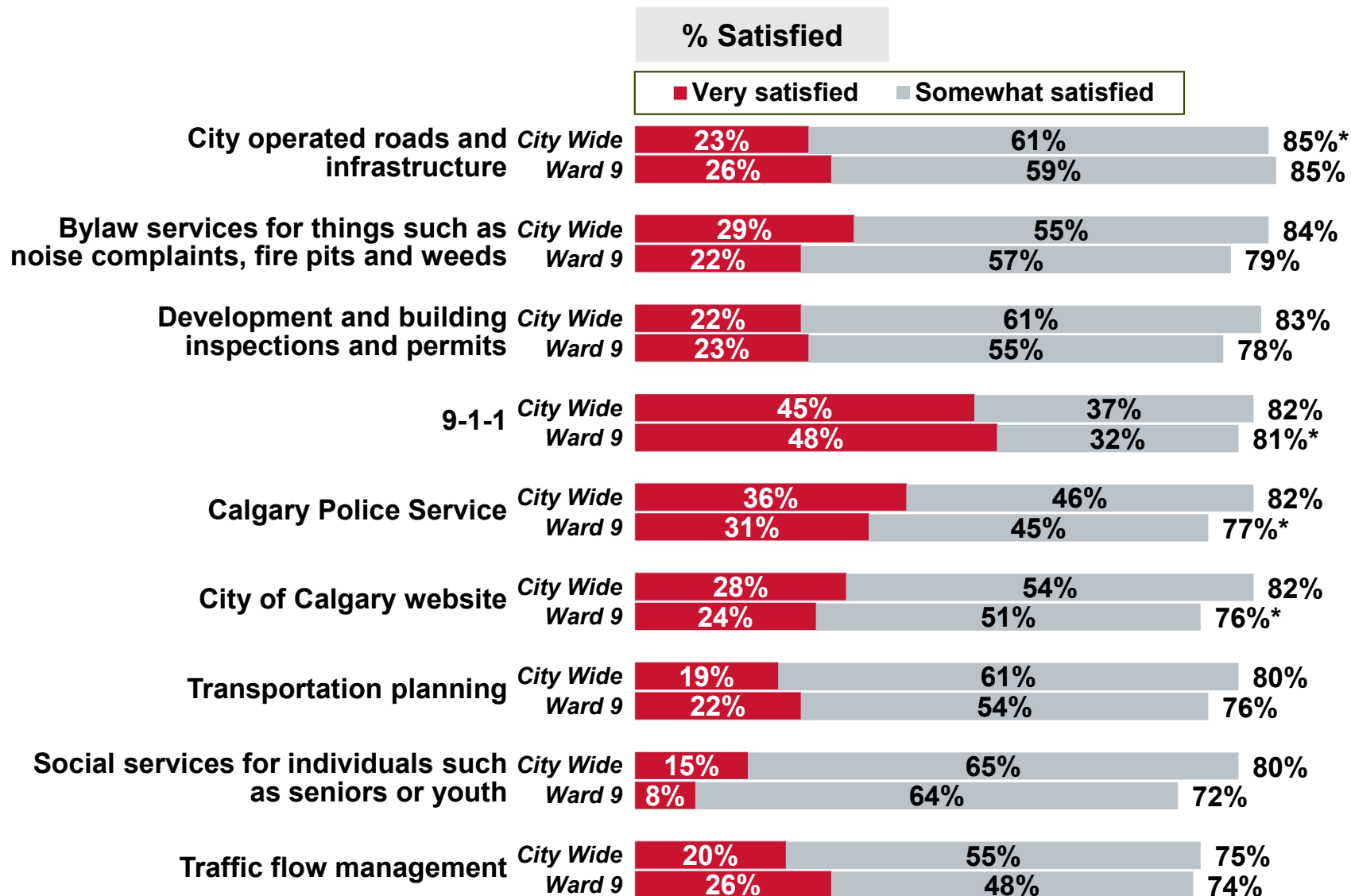
Ward 9 2021

*Rounding

↑ Statistically higher than City Wide
↓ Statistically lower than City Wide



Satisfaction with City Programs and Services (continued)



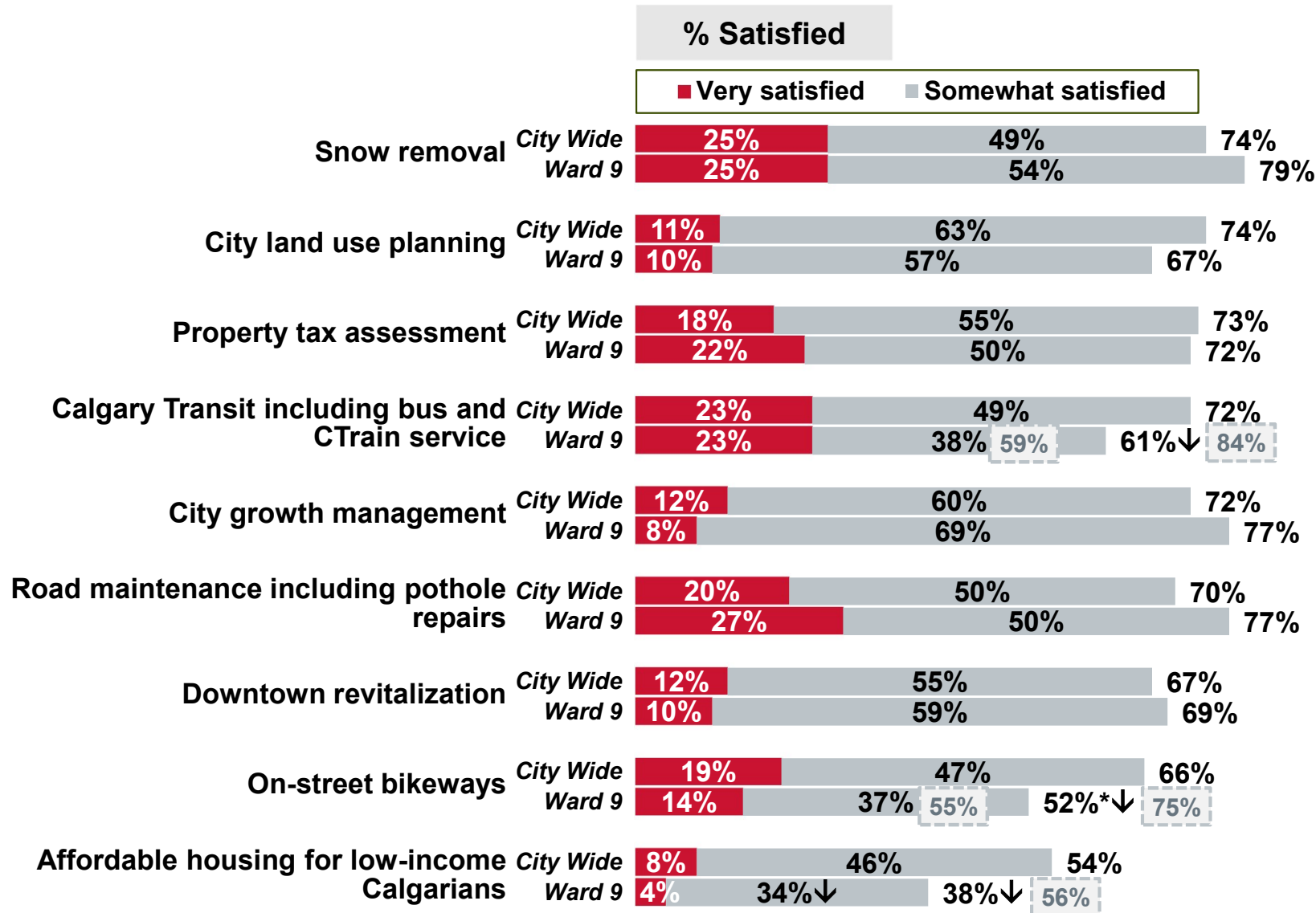
I am going to read a list of programs and services provided to you by The City of Calgary. Please tell me how satisfied you are with the job The City is doing in providing that program or service.

Base: Valid respondents (Bases vary)

*Rounding



Satisfaction with City Programs and Services (continued)



I am going to read a list of programs and services provided to you by The City of Calgary. Please tell me how satisfied you are with the job The City is doing in providing that program or service.

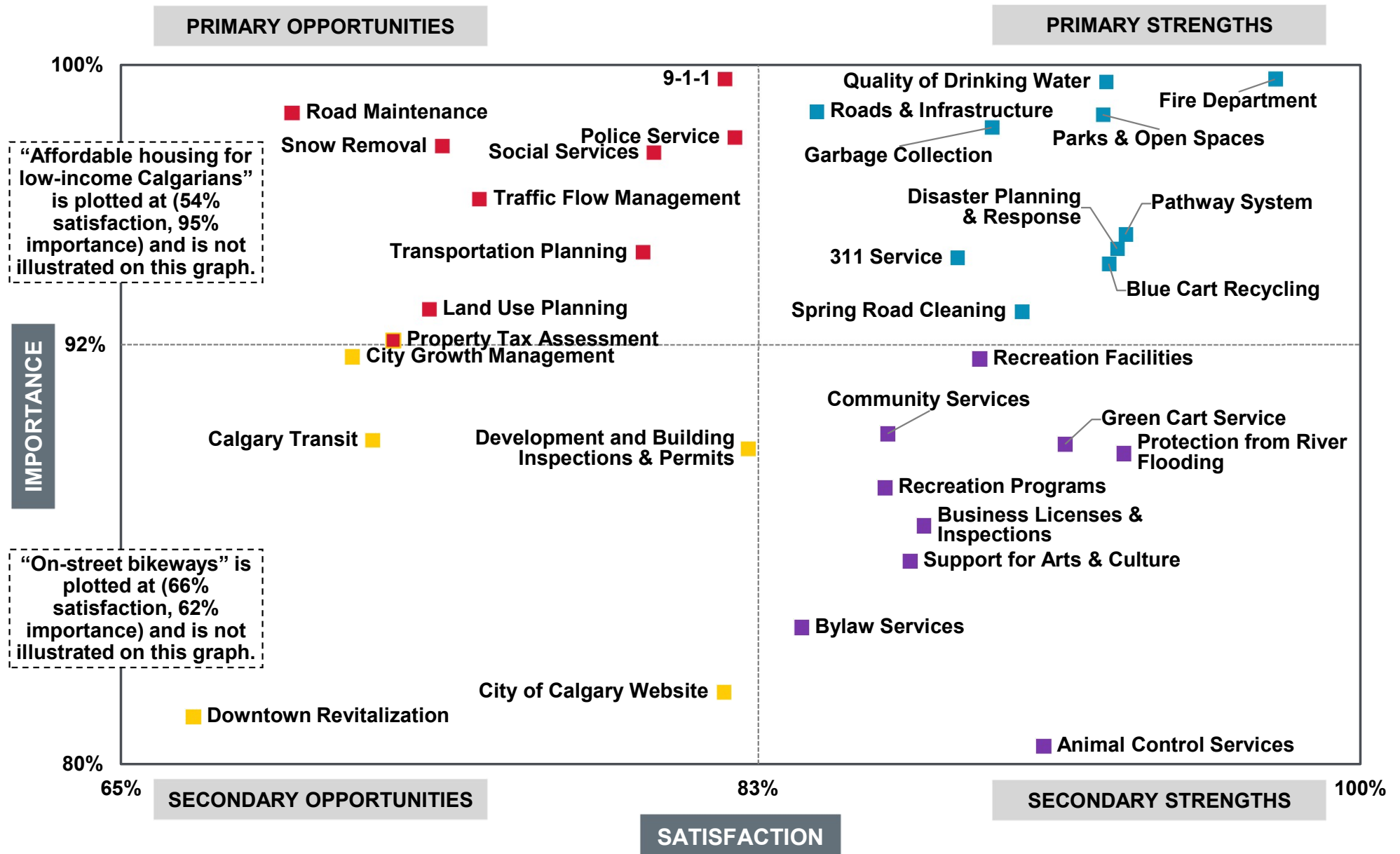
Base: Valid respondents (Bases vary)

Ward 9 2021

*Rounding

↑ Statistically higher than City Wide
↓ Statistically lower than City Wide

Importance vs. Satisfaction Grid: City Wide



Importance vs. Satisfaction Grid: Ward 9





Primary Strengths and Opportunities: City Wide vs. Ward 9

Please note: Only items that are primary strengths or primary opportunities either City Wide or for the Ward are shown in the table.

Primary Strengths

Primary Opportunities

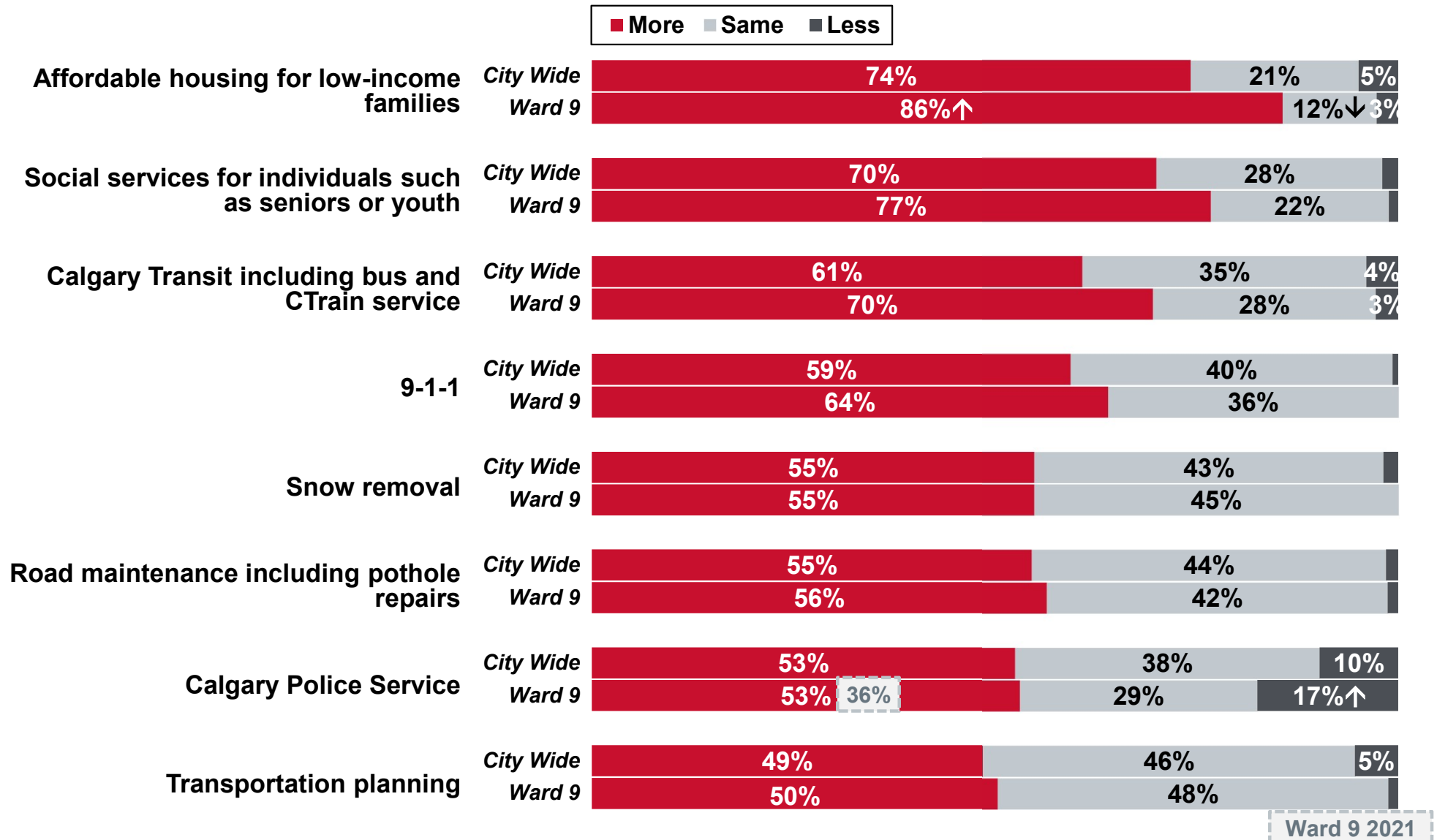
Neither (in another quadrant)

Striped boxes indicate the service sits on the border between quadrants

	City Wide	Ward 9
Fire Department		
Quality of Drinking Water		
Garbage Collection		
Parks and Open Spaces		
Disaster Planning and Response		
Pathway System		
Blue Cart Recycling		
Spring Road Cleaning		
311 Service		
Roads and Infrastructure		
Business Licenses and Inspections		
9-1-1		
Police Service		
Road Maintenance		
Affordable Housing		
Property Tax Assessment		
Snow Removal		
Land Use Planning		
Traffic Flow Management		
Transportation Planning		
Social Services		
Development and Building Inspections and Permits		



Investment in City Programs and Services



I am going to read a list of programs and services provided to you by The City of Calgary. Please tell me if you think The City should invest more, less or the same amount on the program or service?

Base: Valid respondents (Bases vary)

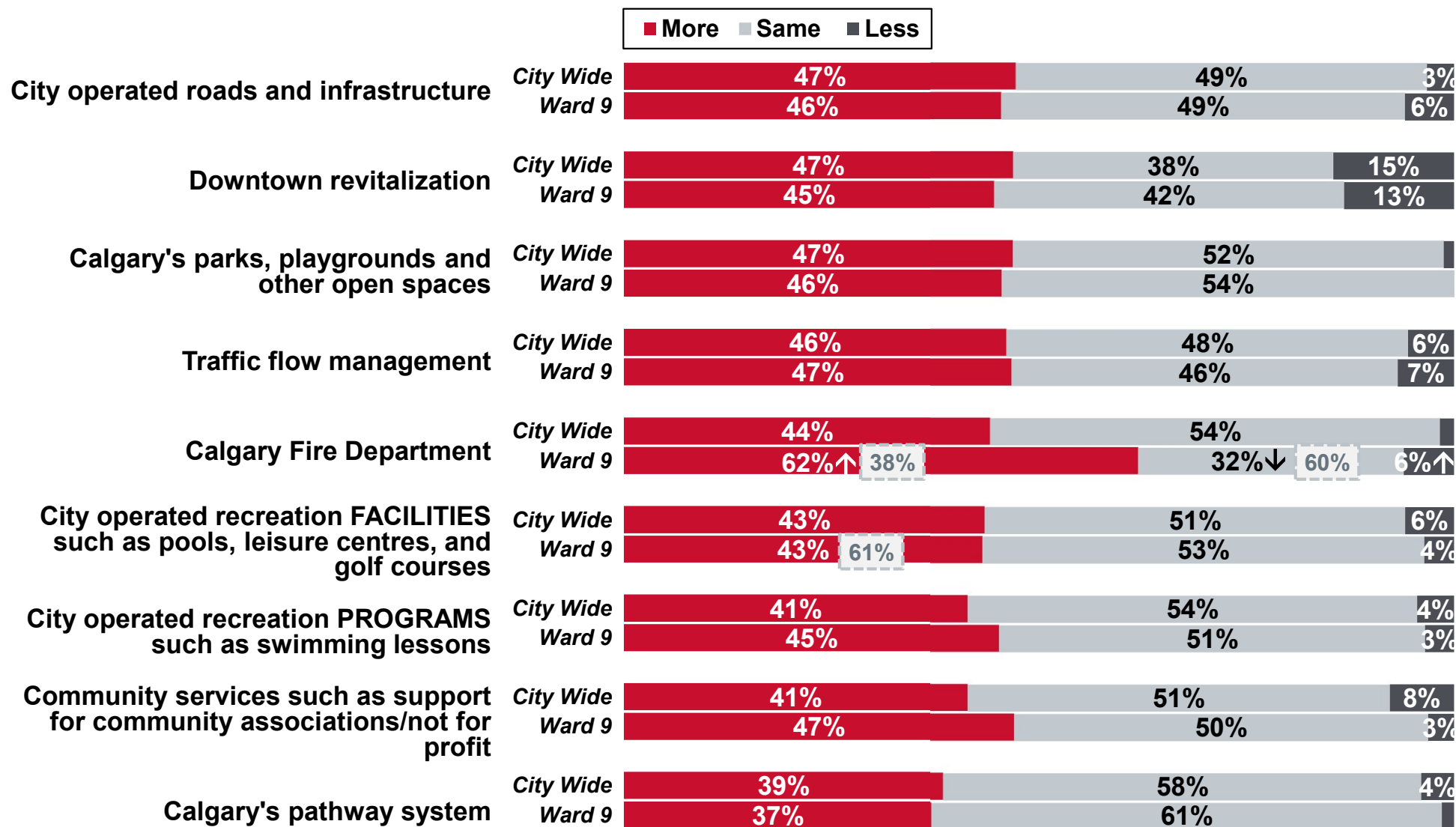
Data labels of <3% are not shown

↑ Statistically higher than City Wide

↓ Statistically lower than City Wide



Investment in City Programs and Services (continued)



Ward 9 2021

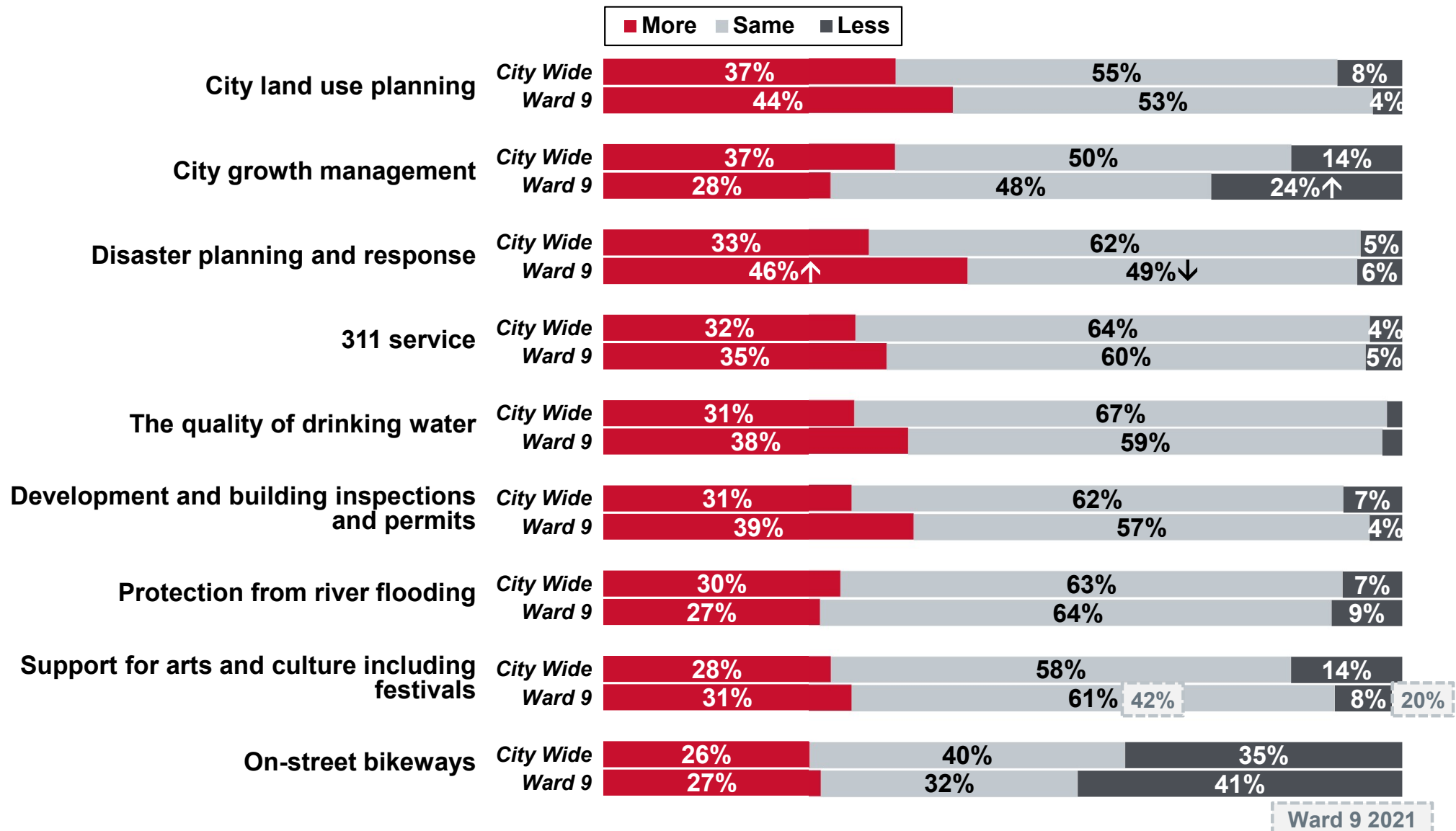
I am going to read a list of programs and services provided to you by The City of Calgary. Please tell me if you think The City should invest more, less or the same amount on the program or service?

Base: Valid respondents (Bases vary)

Data labels of <3% are not shown

↑ Statistically higher than City Wide
↓ Statistically lower than City Wide

Investment in City Programs and Services (continued)



I am going to read a list of programs and services provided to you by The City of Calgary. Please tell me if you think The City should invest more, less or the same amount on the program or service?

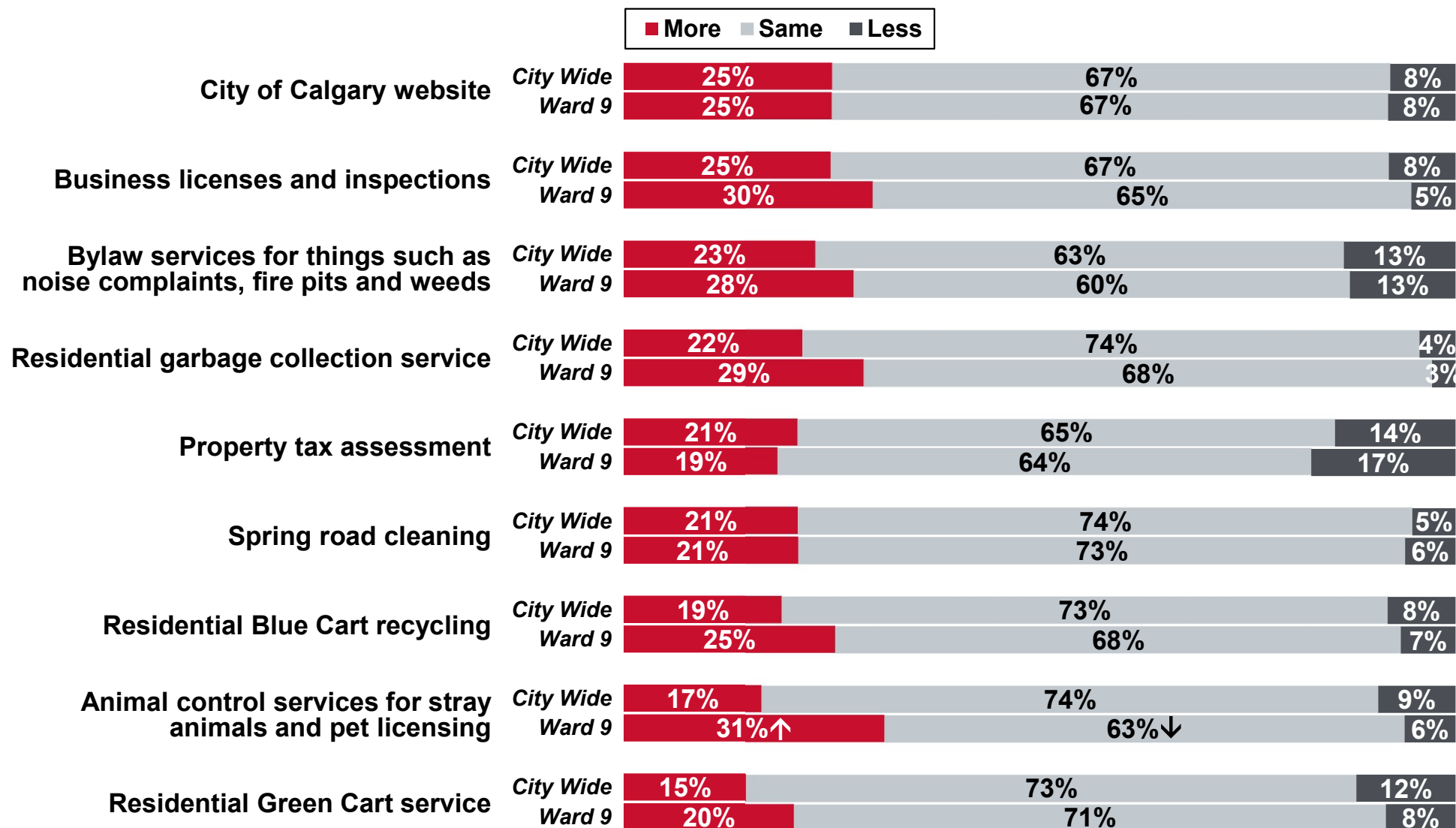
Base: Valid respondents (Bases vary)

Data labels of <3% are not shown

↑ Statistically higher than City Wide
↓ Statistically lower than City Wide



Investment in City Programs and Services (continued)




I am going to read a list of programs and services provided to you by The City of Calgary. Please tell me if you think The City should invest more, less or the same amount on the program or service?

Base: Valid respondents (Bases vary)

↑ Statistically higher than City Wide
↓ Statistically lower than City Wide

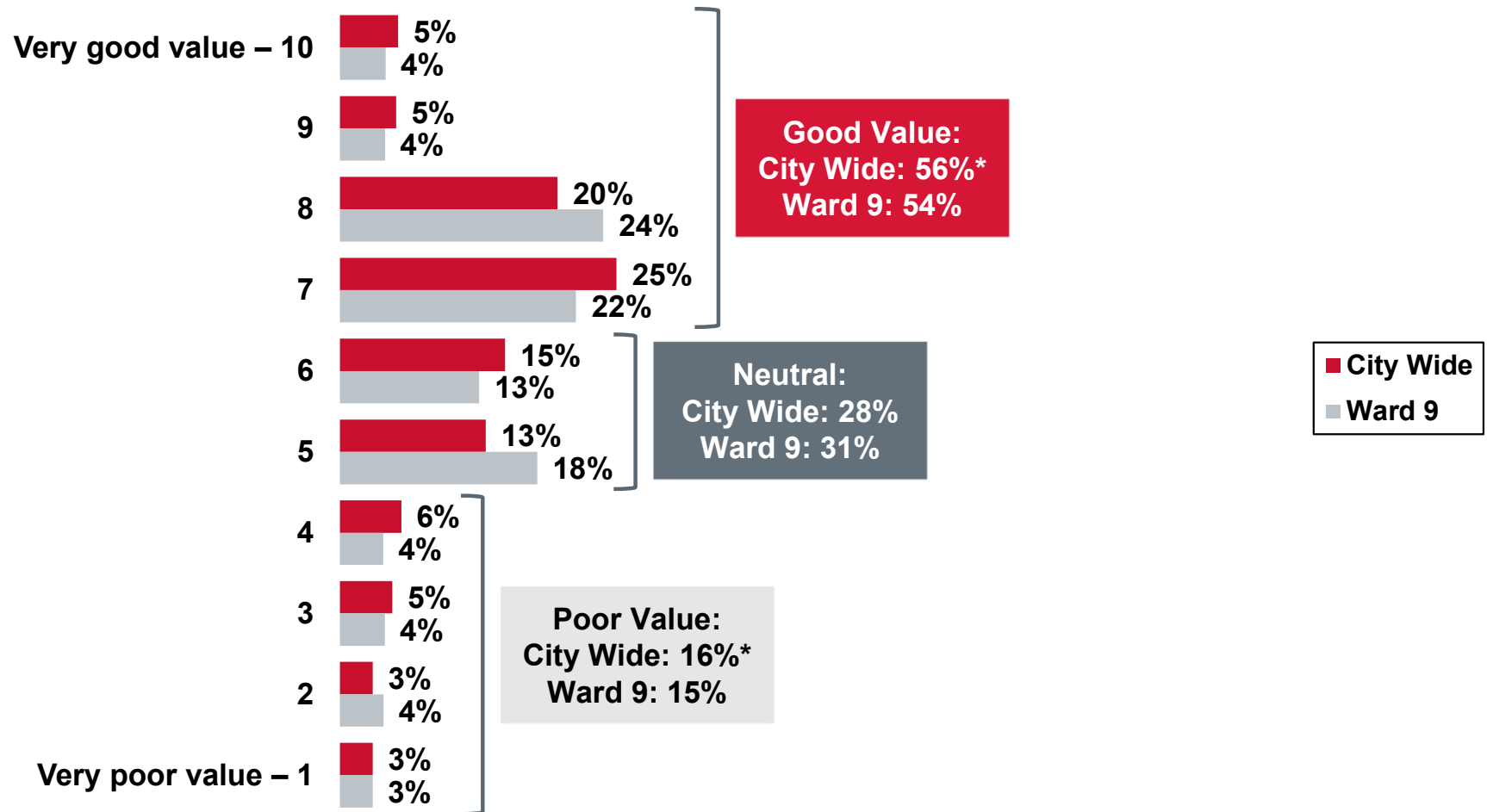


Taxation





Perceived Value of Property Taxes

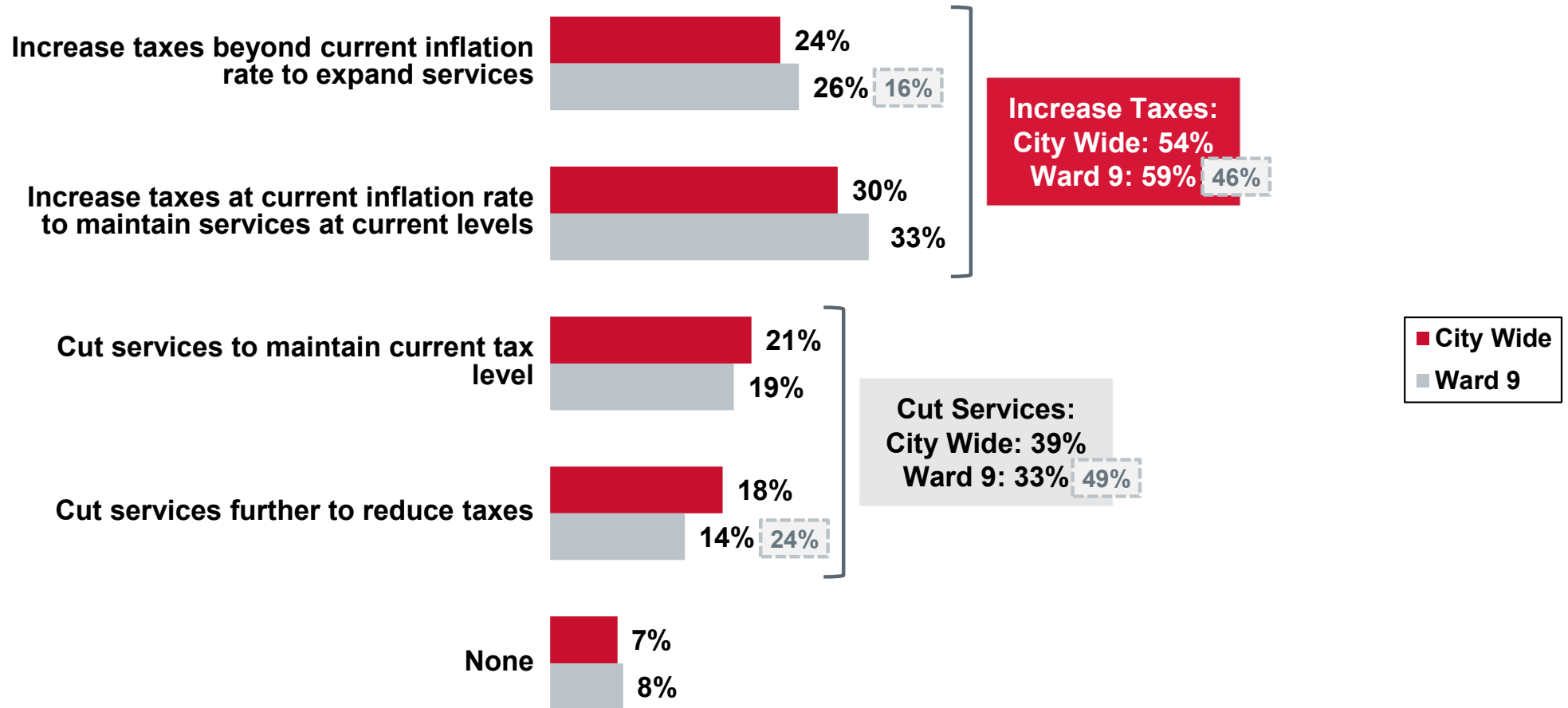


Your property tax dollars are divided between The City and the Province. In Calgary, approximately two-thirds of your residential property tax payment goes to The City to fund municipal services. Considering the services provided by The City, please rate the value you feel you receive from your municipal property tax dollars using a scale of 1 to 10 where “1” represents “very poor value” and “10” represents “very good value”.

Base: Valid respondents (City Wide: n=2,461 / Ward 9: n=175)

*Rounding

Balancing Taxation and Service Delivery Levels



Municipal property taxes are the primary way to pay for services and programs provided by The City of Calgary. Due to the increased cost of maintaining current service levels and infrastructure, The City must balance taxation and service delivery levels. To deal with this situation, which of the following four options would you most like The City to pursue?

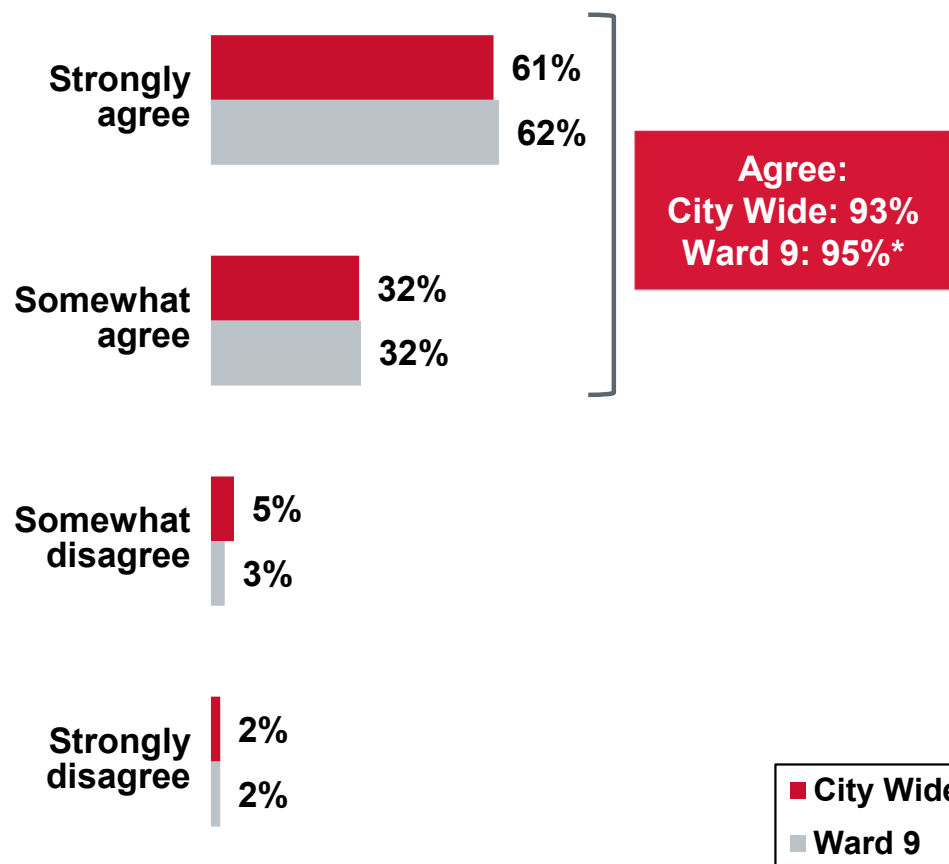
Base: Valid respondents (City Wide: n=2,469 / Ward 9: n=180)

Ward 9 2021

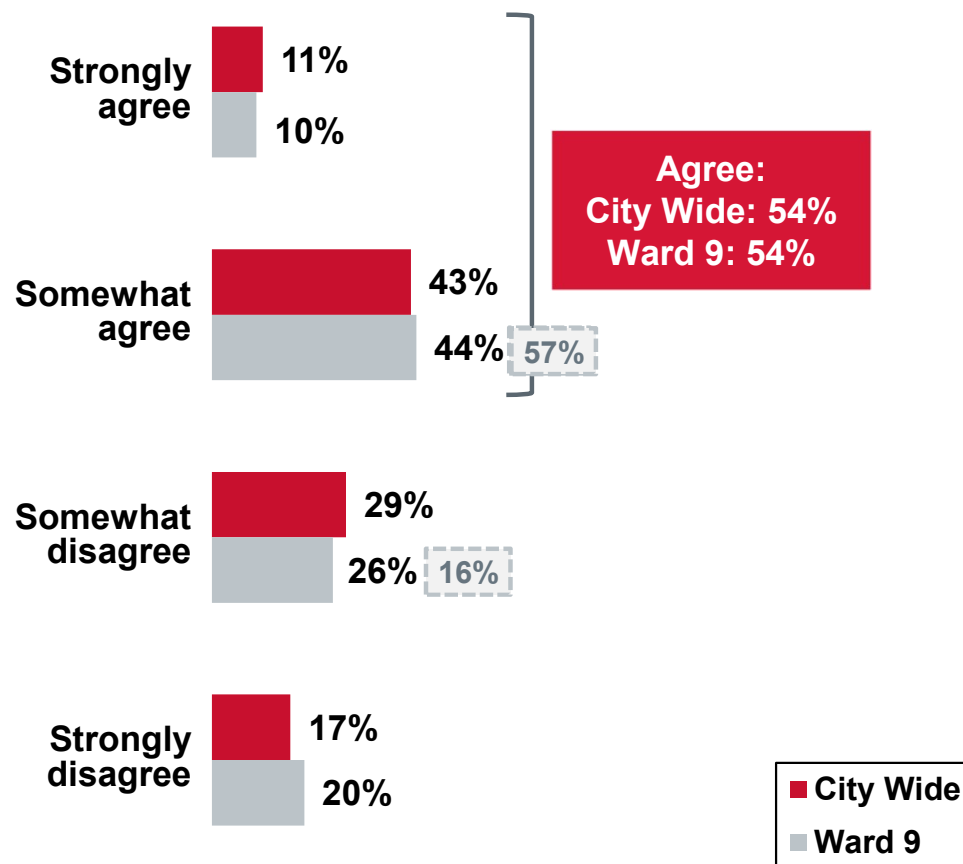


Property Tax Dollar Investment

I am interested in knowing how my property tax dollars are invested in various City services



The City does a good job of providing Calgarians with information about how their property tax dollars are invested in various City services




Please indicate if you strongly agree, somewhat agree, somewhat disagree or strongly disagree with each of the following statements.
Base: Valid respondents (Bases vary)

Ward 9 2021

*Rounding

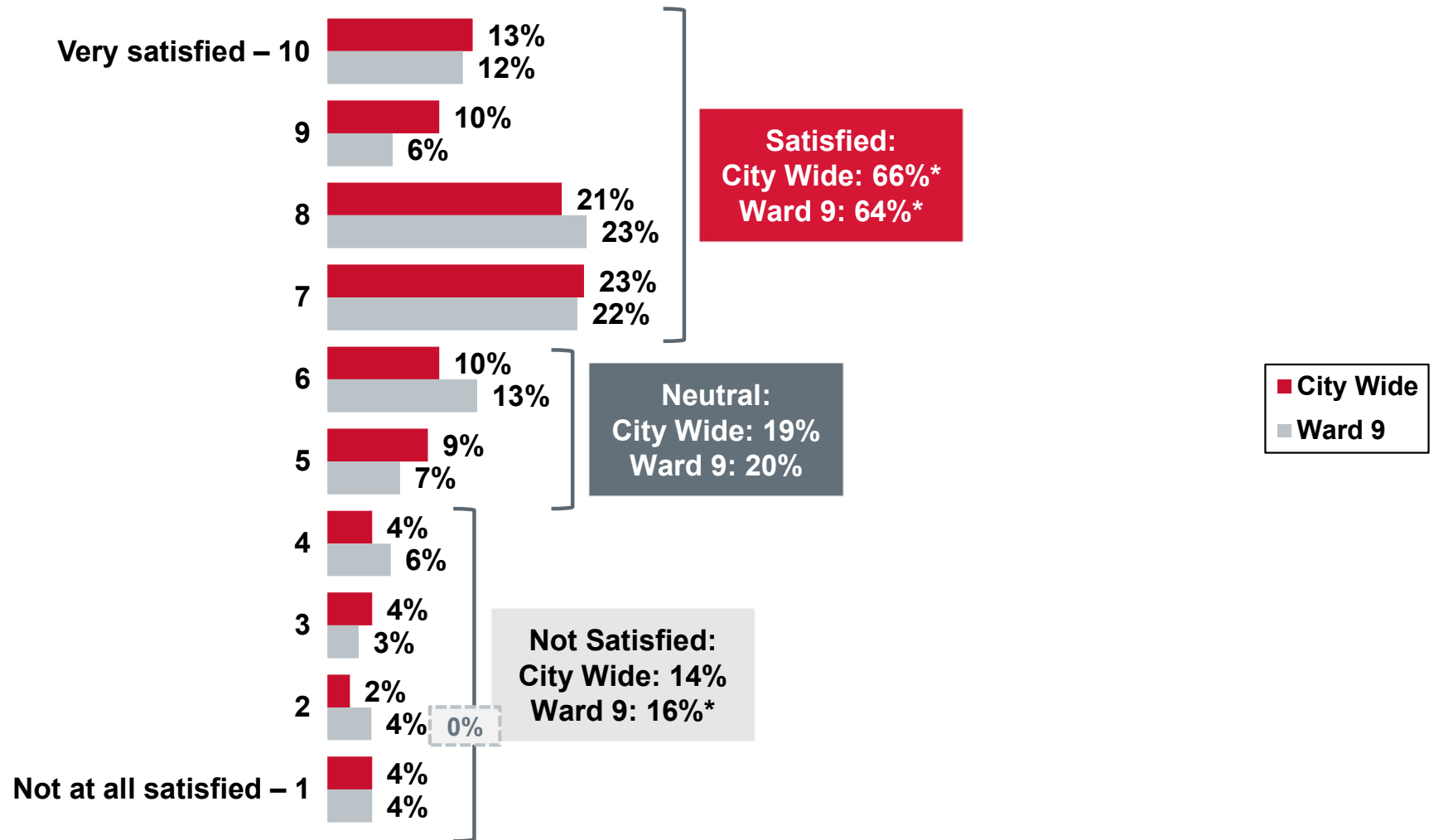


City Customer Service





Satisfaction with the Overall Level and Quality of Customer Service



Now I'd like you to think about any contact you've had with The City of Calgary in the past year. On a scale of 1 to 10 where "1" represents "not at all satisfied" and "10" represents "very satisfied", how satisfied are you with the overall level and quality of customer service provided by The City of Calgary?

Base: Valid respondents who had contact with The City in the last twelve months
(City Wide: n=2,305 / Ward 9: n=169)

Ward 9 2021

*Rounding

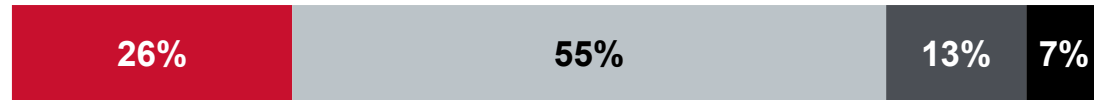
Attitudes Regarding Customer Service

■ Strongly agree
 ■ Somewhat agree
 ■ Somewhat disagree
 ■ Strongly disagree

% Agree

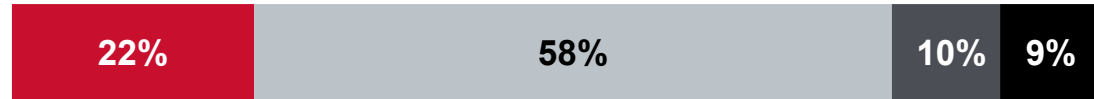
The City of Calgary meets my customer service expectations

City Wide



81%


Ward 9



81%*

The City responds quickly to requests and concerns

City Wide



70%

Ward 9



68%*


Thinking about your personal dealings with The City of Calgary, your general impressions and anything you may have read, seen or heard, please tell me whether you agree or disagree with each of the following statements about The City?

Base: Valid respondents (Bases vary)

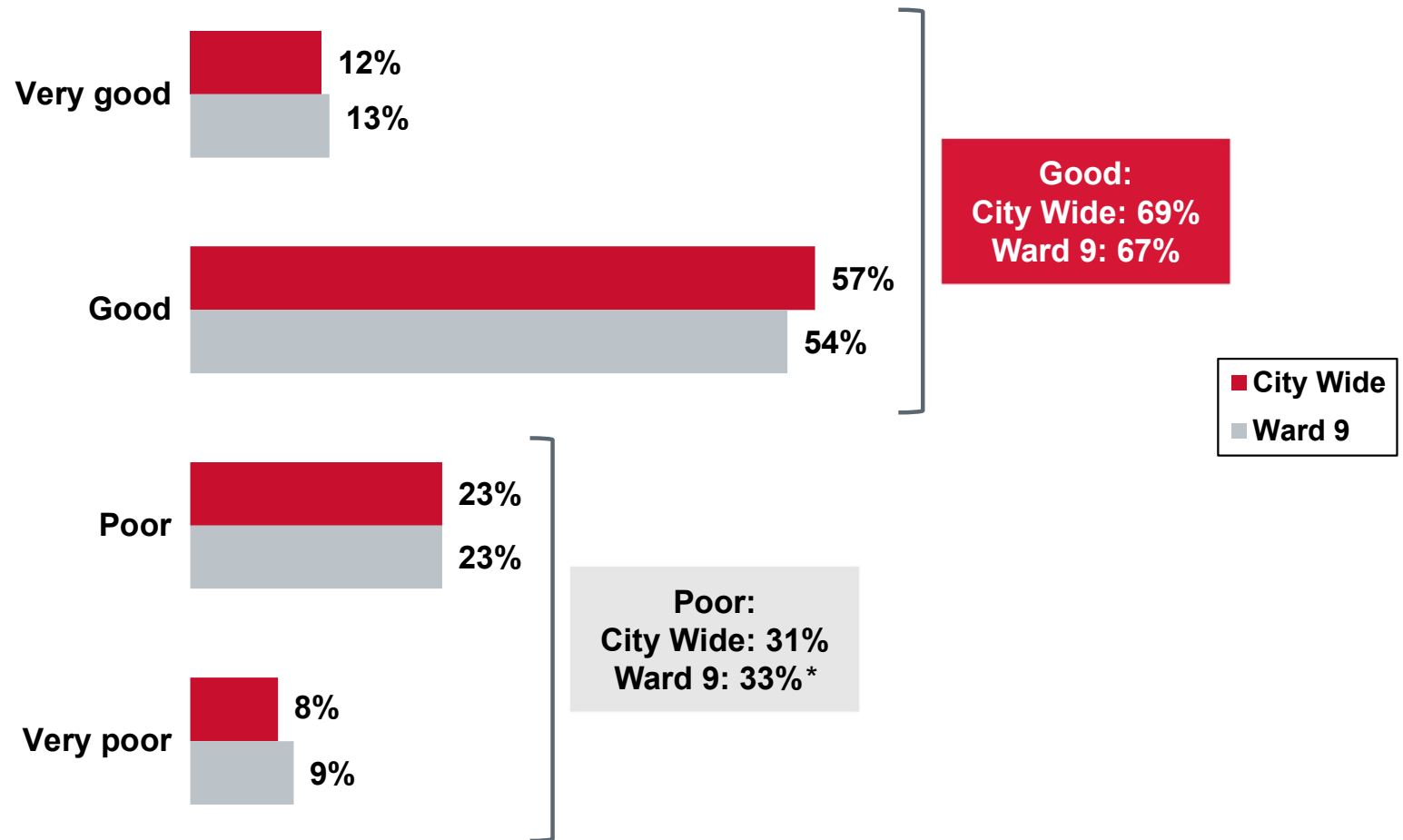
*Rounding



Communication at The City



Overall Communication at The City



Overall, how would you rate The City of Calgary in terms of how well it communicates with Calgarians about its services, programs, policies and plans in the past 6 months? Would you say the communication has been ...?

Base: Valid respondents (City Wide: n=2,490 / Ward 9: n=179)

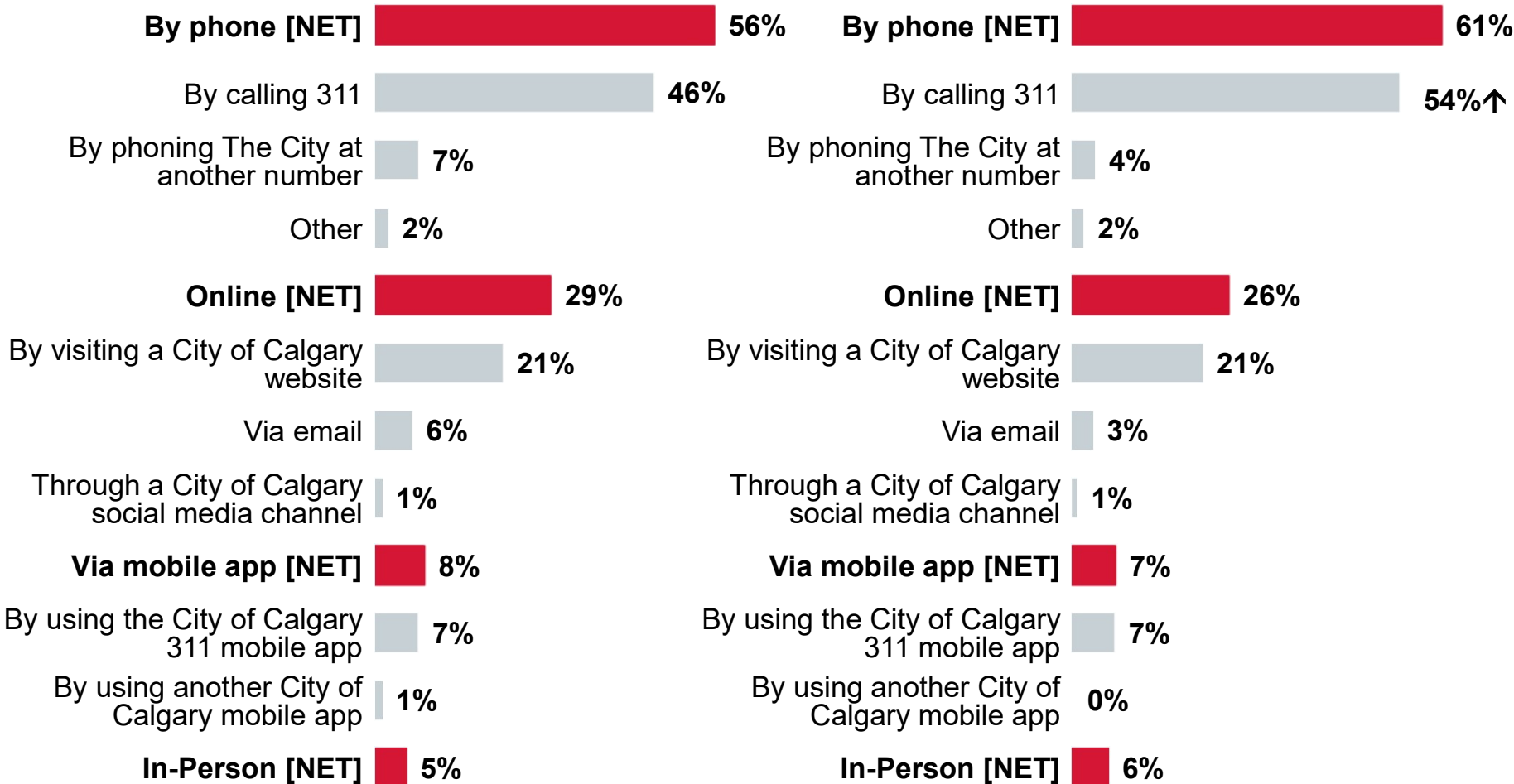
*Rounding

Preferred Method of Contact

Note: A “NET” is a combination of 2 or more mentions that cover a specific theme.

City Wide

Ward 9




What is your preferred way of contacting The City?
 Base: Valid respondents (City Wide: n=2,490 / Ward 9: n=178)

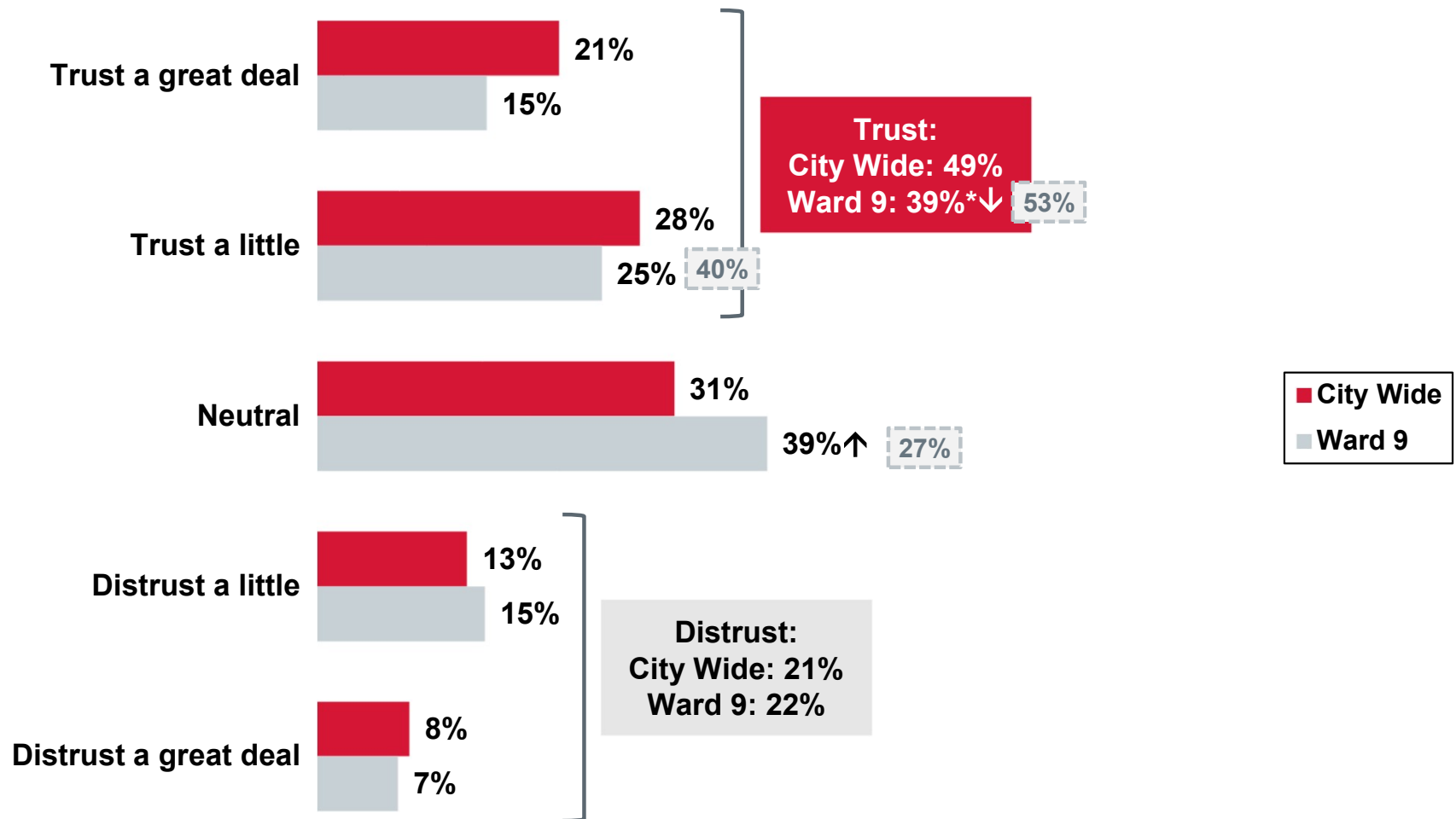
↑ Statistically higher than City Wide
 ↓ Statistically lower than City Wide



City Reputation and Performance



Trust in The City of Calgary



Taking into account all of the things which you think are important, how much do you trust or distrust The City of Calgary?

Base: Valid respondents (City Wide: n=2,494 / Ward 9: n=179)

Ward 9 2021

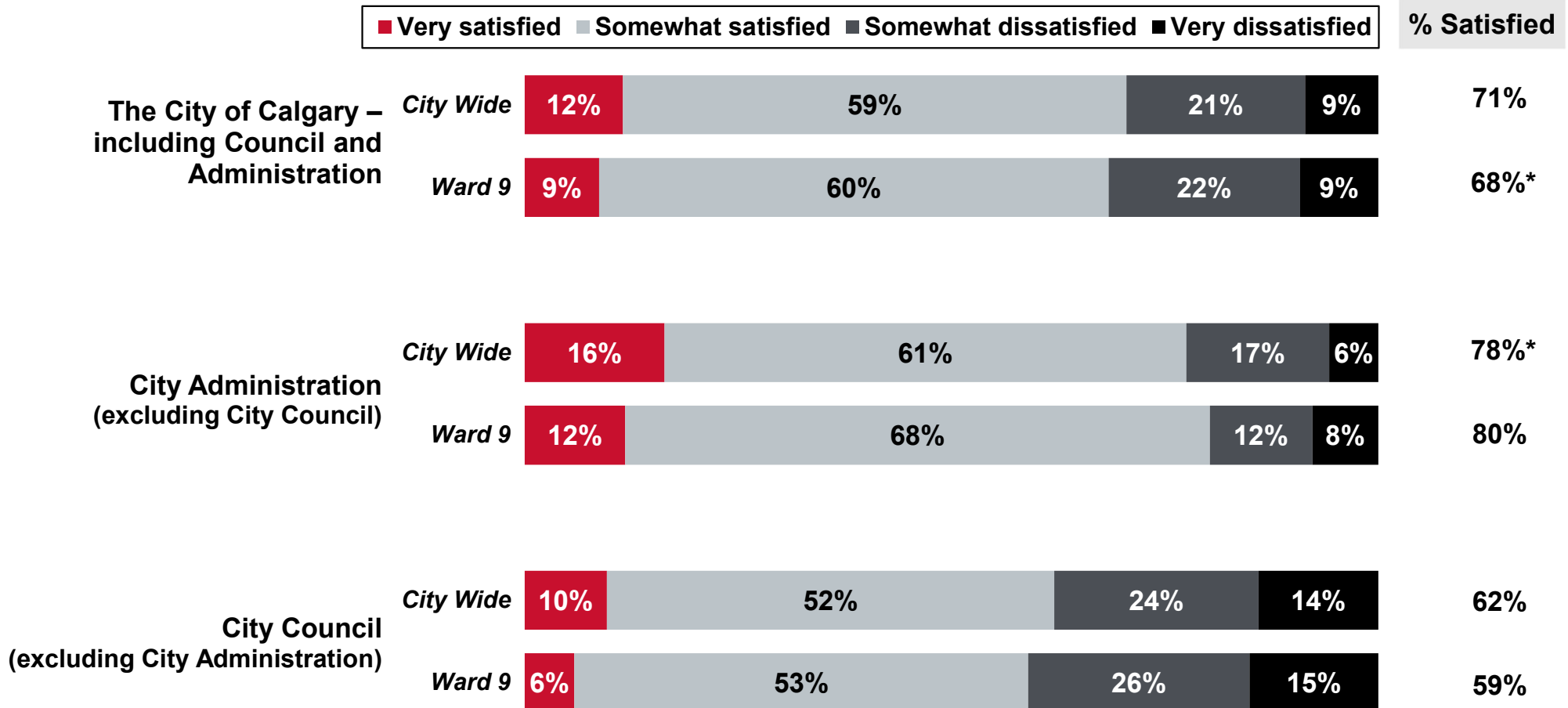
*Rounding

↑ Statistically higher than City Wide
 ↓ Statistically lower than City Wide



Perceptions About City Performance

As you may know, **City Council** is made up of elected officials who are the legislative body that govern The City. While **City Administration** is made up of non-elected employees at The City who are responsible for the management and running of local services. In other words, public servants who administer services, facilities, safety and infrastructure for communities.



Taking everything into account, how satisfied or dissatisfied are you with the way [INSERT] is going about running our City?

Base: Valid respondents (Bases vary)

*Rounding

Attitudes Regarding The City

■ Strongly agree
 ■ Somewhat agree
 ■ Somewhat disagree
 ■ Strongly disagree

% Agree

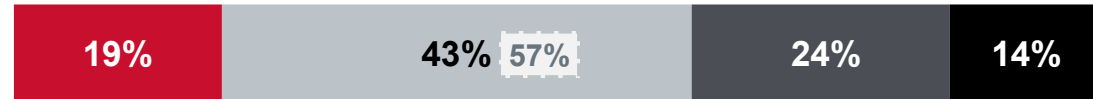
The City of Calgary practices open and accessible government

City Wide



66%*

Ward 9



62%

The City uses input from Calgarians in decision-making about City projects and services

City Wide



62%

Ward 9



64%

Thinking about your personal dealings with The City of Calgary, your general impressions and anything you may have read, seen or heard, please tell me whether you agree or disagree with each of the following statements about The City.

Base: Valid respondents (Bases vary)

Ward 9 2021

*Rounding

Perceptions of Input

■ Strongly agree
 ■ Somewhat agree
 ■ Somewhat disagree
 ■ Strongly disagree

% Agree

The City allows Calgarians to have meaningful input into decision-making

City Wide



59%

Ward 9



58%*

Calgarians have enough opportunities to provide input into decision-making about City projects and services+

City Wide



61%

Ward 9



61%*

+Statement not measured in Fall 2021

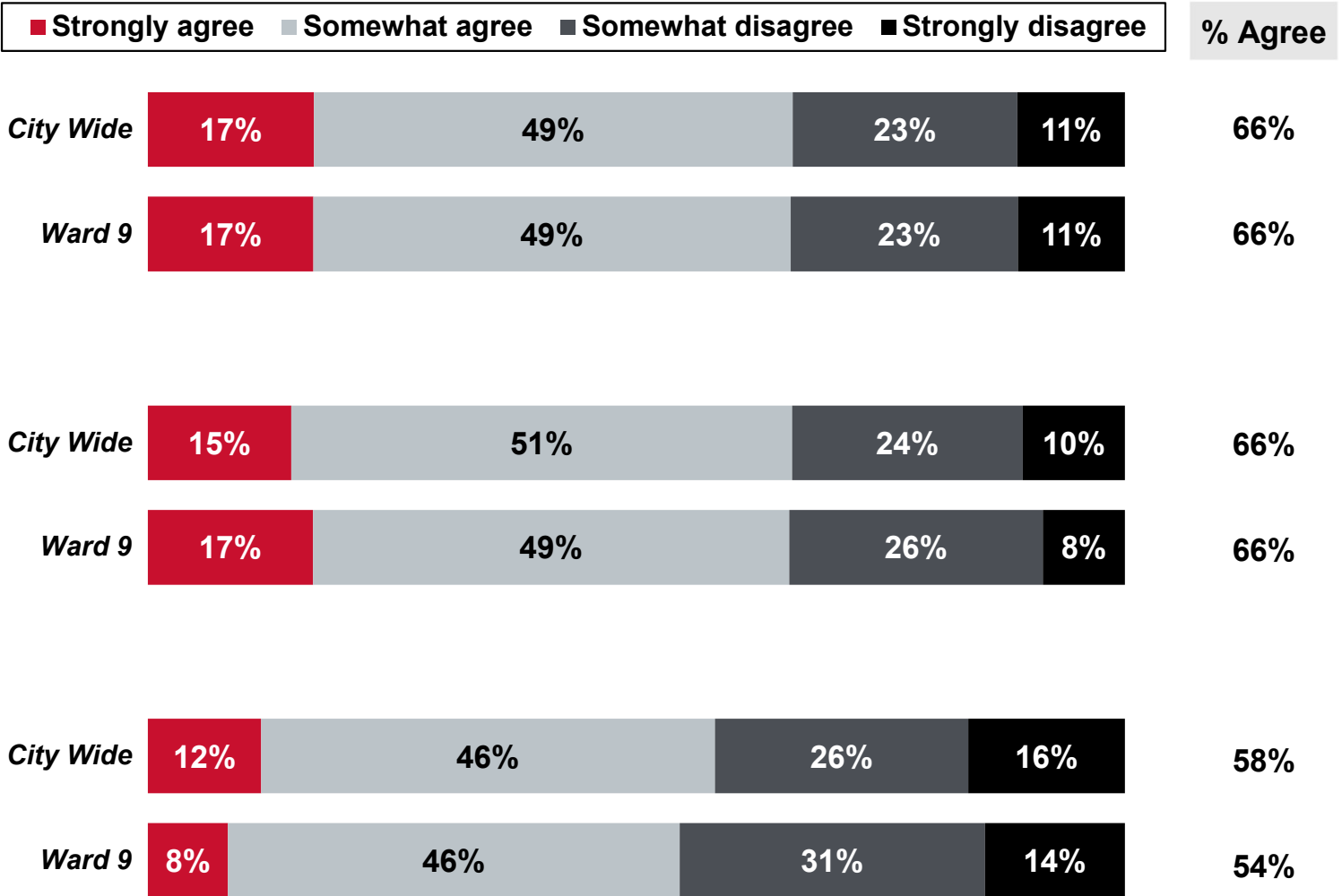
Thinking about your personal dealings with The City of Calgary, your general impressions and anything you may have read, seen or heard, please tell me whether you agree or disagree with each of the following statements about The City.

Base: Valid respondents (Bases vary)

*Rounding



Attitudes Regarding The City




Please tell me whether you agree or disagree with each of the following statements.

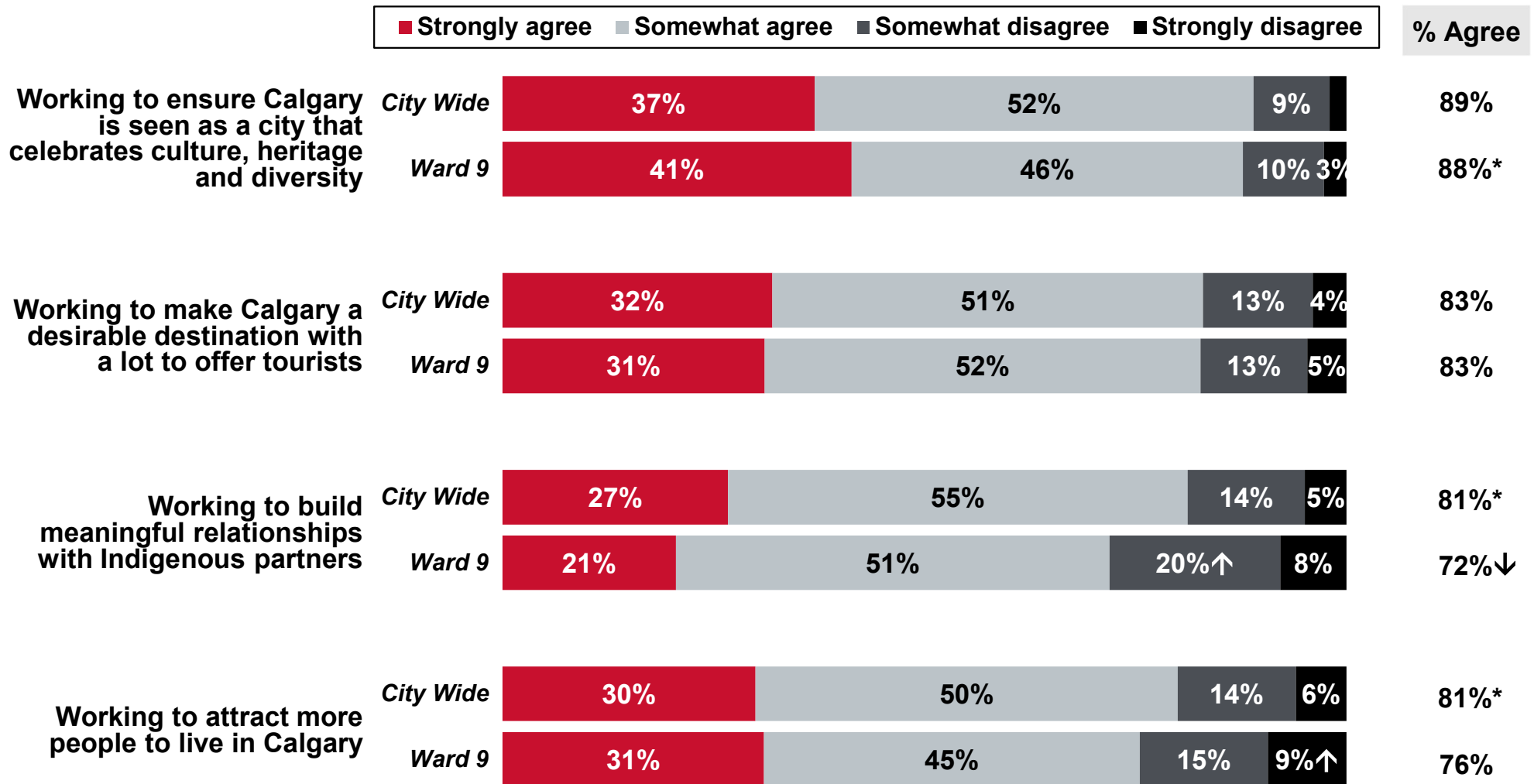
Base: Valid respondents (Bases vary)



Council Focus Areas



Perception The City is Doing a Good Job on Council Focus Areas+



*Rounding

+Question introduced Fall 2022

Please tell me whether you agree or disagree that The City of Calgary is doing a good job at each of the following.

Base: Valid respondents (Bases vary)

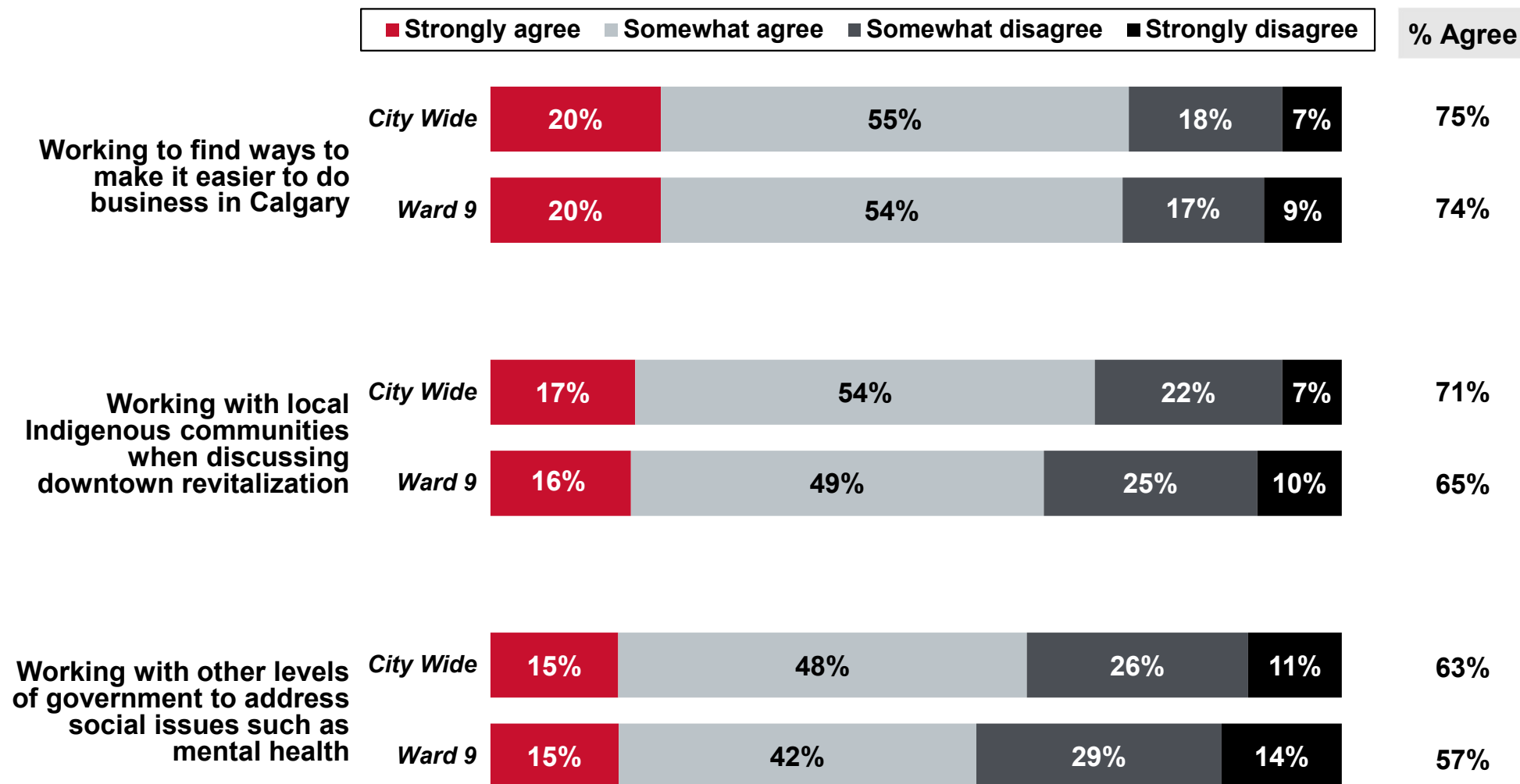
Data labels of <3% are not shown

↑ Statistically higher than City Wide

↓ Statistically lower than City Wide



Perception The City is Doing a Good Job on Council Focus Areas+ (continued)




+Question introduced Fall 2022

Please tell me whether you agree or disagree that The City of Calgary is doing a good job at each of the following.

Base: Valid respondents (Bases vary)



Respondent Profile



Gender

	City Wide	Ward 9
Female	50%	57%
Male	49%	42%
Prefer to self-describe	1%	1%

LGBTQ2S+ Community

	City Wide	Ward 9
Yes	7%	13%
No	93%	87%

Children or Seniors in Household

	City Wide	Ward 9
Yes – Children	34%	27%
Yes – Seniors	31%	30%

Education

	City Wide	Ward 9
Did not complete high school or equivalent	2%	7%
Completed high school or equivalent	18%	25%
Completed a Registered Apprenticeship or other trades certificate or diploma	8%	7%
Completed a college or other non-university certificate or diploma	19%	24%
Completed a university certificate, diploma or degree	53%	38%

Household Income

	City Wide	Ward 9
Less than \$30,000	7%	14%
\$30,000 to <\$45,000	8%	11%
\$45,000 to <\$60,000	10%	15%
\$60,000 to <\$75,000	7%	7%
\$75,000 to <\$90,000	7%	8%
\$90,000 to <\$105,000	11%	15%
\$105,000 to <\$120,000	9%	9%
\$120,000 to <\$150,000	12%	7%
\$150,000 to <\$200,000	16%	12%
\$200,000+	14%	3%

Age

	City Wide	Ward 9
18 to 24	11%	8%
25 to 34	19%	22%
35 to 44	18%	19%
45 to 54	18%	20%
55 to 64	13%	15%
65 or older	21%	16%
Mean	47.1	46.2

Base: Valid respondents (Bases vary)

Respondent Profile (continued)

Tenure in Calgary

	City Wide	Ward 9
Less than 5 years	7%	7%
5 to <10 years	9%	9%
10 to <15 years	9%	11%
15 to <20 years	10%	7%
20 to <30 years	22%	20%
30 to <40 years	15%	14%
40 years or more	28%	32%
Mean	27.9	29.0

Type of Dwelling

	City Wide	Ward 9
Single-detached house	68%	49%
Apartment or apartment-style condominium	14%	21%
Duplex, triplex or fourplex	9%	17%
Townhouse or rowhouse	8%	9%
Another type of multi-dwelling unit	1%	3%

Household Size

	City Wide	Ward 9
1	16%	21%
2	33%	37%
3	18%	16%
4	20%	15%
5 or more	14%	11%
Mean	2.9	3.0

Responsible for Property Taxes

	City Wide	Ward 9
Yes	87%	88%
No	13%	12%

Own or Rent

	City Wide	Ward 9
Own	74%	58%
Rent	23%	40%
Other	3%	2%

Base: Valid respondents (Bases vary)

Respondent Profile (continued)

Born in Canada

	City Wide	Ward 9
Yes	72%	81%
No	28%	19%

Age Arrived in Canada

Base: Not born in Canada	City Wide	Ward 9
Under the age of 18	36%	45%
18 to 49	64%	55%
50 or older	1%	0%

Date of Arrival in Canada

Base: Not born in Canada	City Wide	Ward 9
Within the past five years	18%	27%
More than five years ago	82%	73%

Indigenous

Multiple mention	City Wide	Ward 9
Yes – First Nations	1%	2%
Yes – Metis	2%	3%
Yes – Inuit	<1%	0%
Yes – prefer to self-describe	1%	<1%
No	96%	95%

Racialized

	City Wide	Ward 9
Yes	27%	26%
No	72%	73%
Prefer to self-describe	1%	1%

Disability in Household

	City Wide	Ward 9
Yes – myself	11%	17%
Yes – someone in my household	9%	10%
No	80%	73%

Base: Valid respondents (Bases vary)

Respondent Profile (continued)

Employment Status

Multiple mention	City Wide	Ward 9
Full time employed or self employed	54%	54%
Part time employed or self-employed	12%	13%
Retired	20%	16%
Looking after home and/or family	3%	4%
Unable to work because of sickness or disability	3%	7%
Unemployed	3%	4%
Doing unpaid or voluntary work	1%	1%
Student	6%	3%

Own or Operate a Business

Base: Among those in the workforce	City Wide	Ward 9
Own and operate a business	16%	15%
Own a business	3%	3%
Operate a business	2%	1%
No	79%	82%

Base: Valid respondents (Bases vary)

Contact

Krista Ring
Manager of Web, Research & Projects
The City of Calgary
403-268-9963 | 403-988-9425
Krista.Ring@Calgary.ca