



Calgary



2022 Fall Survey of Calgarians

Ward 10 - Final Report

Prepared for The City of Calgary by:



Table of Contents

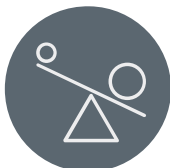
03	Methodology
04	Highlights
11	Quality of Life
24	Issue Agenda
26	City Programs and Services
43	Taxation

47	City Customer Service
50	Communication at The City
53	City Reputation and Performance
59	Council Focus Areas
62	Respondent Profile



Telephone survey conducted with a randomly-selected sample of 2,501 Calgarians aged 18 years and older between August 15th and September 2nd, 2022. A total of 200 interviews were conducted with residents of Ward 10.

- Both cell phone (60%) and landline (40%) sample were used.
- The average interview length was 32 minutes.
- When assessing City programs and services, each respondent is asked to rate about one-half of the 35 programs and services evaluated. The programs and services evaluated are randomly assigned.



Final data were weighted to ensure the overall sample's quadrant, ward, and age/gender composition reflects that of the actual Calgary population aged 18 or older according to 2019 Municipal and 2021 Federal Census data.



The **margin of error** (MOE) for the total City Wide sample of 2,501 is ± 2.0 percentage points, 19 times out of 20.

- The MOE for Ward 10 is ± 6.93 percentage points.



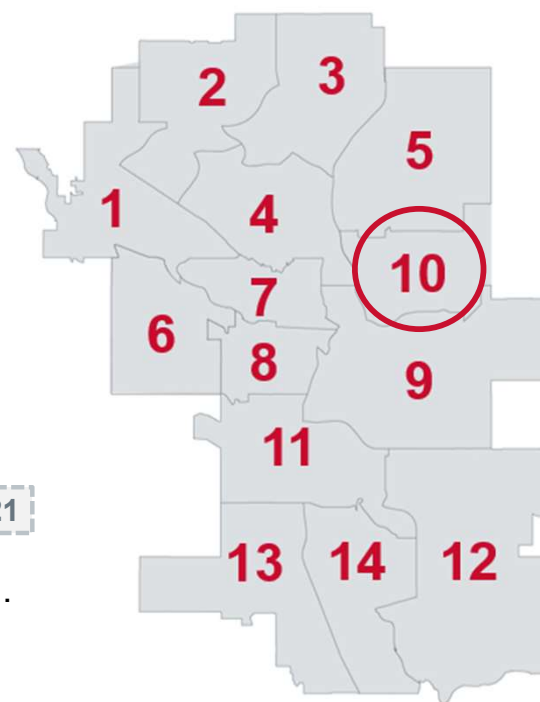
Results for Ward 10 are compared to results City Wide.

- ↑ indicates a number is significantly higher than City Wide.
- ↓ indicates a number is significantly lower than City Wide.

Where possible, Fall 2022 results for Ward 10 are compared to those from Fall 2021 as indicated by a grey dotted box:


Ward 10 2021

- Only significant differences are shown.
- Some bar charts in this report do not add up to 100% due to rounding.





Highlights



Fall 2022 Highlights: Ward 10

QUALITY OF LIFE



'Good' Quality of Life

74%

Calgary is a great place to make a life

74%

I am proud to live in my neighbourhood



76%

I feel safe walking alone in my neighbourhood after dark



66%

Calgary is a great place to make a living

71%

Calgary is on the right track to be a better city 10 years from now

80%

ISSUE AGENDA (TOP 3)



Crime, Safety and Policing

40%



Infrastructure, Traffic and Roads

28%



Recreation and Parks

18%

VALUE FOR TAXES AND CITIZEN SATISFACTION



52%

'Good' value for tax dollars



65%

'Satisfied' with City services and programs



65%

'Satisfied' with customer service

CITY PERFORMANCE AND REPUTATION



50%

'Trust' The City of Calgary



71%

Satisfied with running of The City by Council and Administration



69%

'Agree' City practices open and accessible government



79%





'Agree' City building meaningful relationships with Indigenous partners



91%

'Agree' Calgary is a city that celebrates culture, heritage and diversity




Differences in Ward 10 vs. City Wide

		Ward 10	City Wide
	Quality of Life	Overall quality of life is 'good'	74%↓ 80%
		Quality of life has 'worsened'	57%↑ 47%
		Feel 'safe' walking alone in your neighbourhood after dark	66%↓ 78%
	Issue Agenda	Crime, Safety and Policing [NET]	40%↑ 27%
		Crime	24%↑ 14%
		Transit [NET]	12%↓ 18%
		Growth and Planning [NET]	2%↓ 7%
		Affordable/available housing	1%↓ 7%
	Importance: City Programs and Services	Calgary's pathway system	88%↓ 95%
		Support for arts and culture including festivals	78%↓ 86%
	Satisfaction: City Programs and Services	Calgary Transit including bus and CTrain service	85%↑ 72%
		City growth management	85%↑ 72%
		9-1-1	74%↓ 82%

Note: A "NET" is a combination of 2 or more mentions that cover a specific theme




↑ Statistically higher than City Wide
↓ Statistically lower than City Wide

Differences in Ward 10 vs. City Wide (continued)

		Ward 10	City Wide
	Investment: City Programs and Services (Invest 'More')	social services for individuals such as seniors or youth	80%↑ 70%
		Calgary Police Service	69%↑ 53%
		Road maintenance including pothole repairs	67%↑ 55%
		Snow removal	66%↑ 55%
		Calgary Fire Department	56%↑ 44%
		Community services such as support for community associations/not for profit	54%↑ 41%
		Disaster planning and response	45%↑ 33%
		Spring road cleaning	33%↑ 21%
		Residential garbage collection service	31%↑ 22%
		Animal control services for stray animals and pet licensing	26%↑ 17%
	Taxation	No statistically significant differences	
	Customer Service	No statistically significant differences	

↑ Statistically higher than City Wide
 ↓ Statistically lower than City Wide






Differences in Ward 10 vs. City Wide (continued)

		Ward 10	City Wide
 Communication	Preferred method of contact is by phone [NET]	67%↑	56%
	Preferred method of contact is by calling 311	56%↑	46%
	Preferred method of contact is online [NET]	22%↓	29%
	Preferred method of contact is by visiting a City of Calgary website	14%↓	21%
 City Reputation and Performance	No statistically significant differences		
 Council Focus Areas	No statistically significant differences		

Note: A “NET” is a combination of 2 or more mentions that cover a specific theme

↑ Statistically higher than City Wide
↓ Statistically lower than City Wide





Year-Over-Year Changes in Ward 10

		2022	2021
	Quality of Life	Feel 'safe' walking alone in your neighbourhood after dark	66%↑ 55%
		Crime, Safety and Policing [NET]	40%↑ 25%
		Crime	24%↑ 14%
	Issue Agenda	Recreation and Parks [NET]	18%↑ 7%
		Public safety	16%↑ 8%
		Lack of community centres/parks/green space	12%↑ 2%
		Public transportation	7%↑ 2%
		Transit system improvements	7%↑ 2%
	Importance: City Programs and Services	No statistically significant differences	
		City growth management	85%↑ 70%
	Satisfaction: City Programs and Services	Calgary Police Service	81%↓ 93%
		Development and building inspections and permits	77%↓ 91%
		9-1-1	74%↓ 97%
	Investment: City Programs and Services (Invest 'More')	No statistically significant differences	

Note: A "NET" is a combination of 2 or more mentions that cover a specific theme

↑ Statistically higher than Fall 2021
↓ Statistically lower than Fall 2021


Year-Over-Year Changes in Ward 10 (continued)

		2022	2021
	Taxation	Cut services further to reduce taxes 16%↓	27%
	Customer Service	<i>No statistically significant differences</i>	
	Communication	<i>No statistically significant differences</i>	
	City Reputation and Performance	<i>No statistically significant differences</i>	

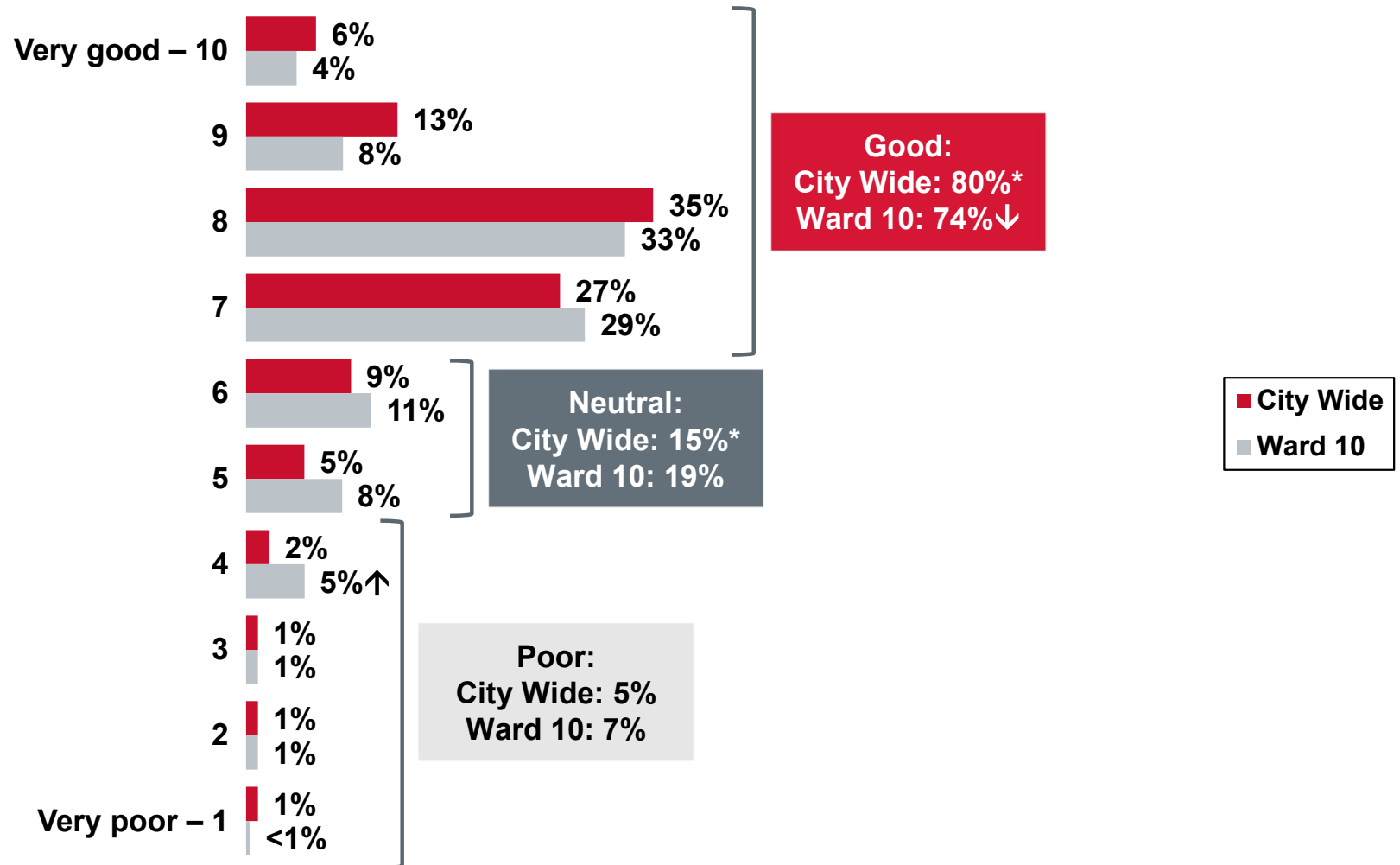
↑ Statistically higher than Fall 2021
 ↓ Statistically lower than Fall 2021



Quality of Life



Overall Quality of Life in Calgary



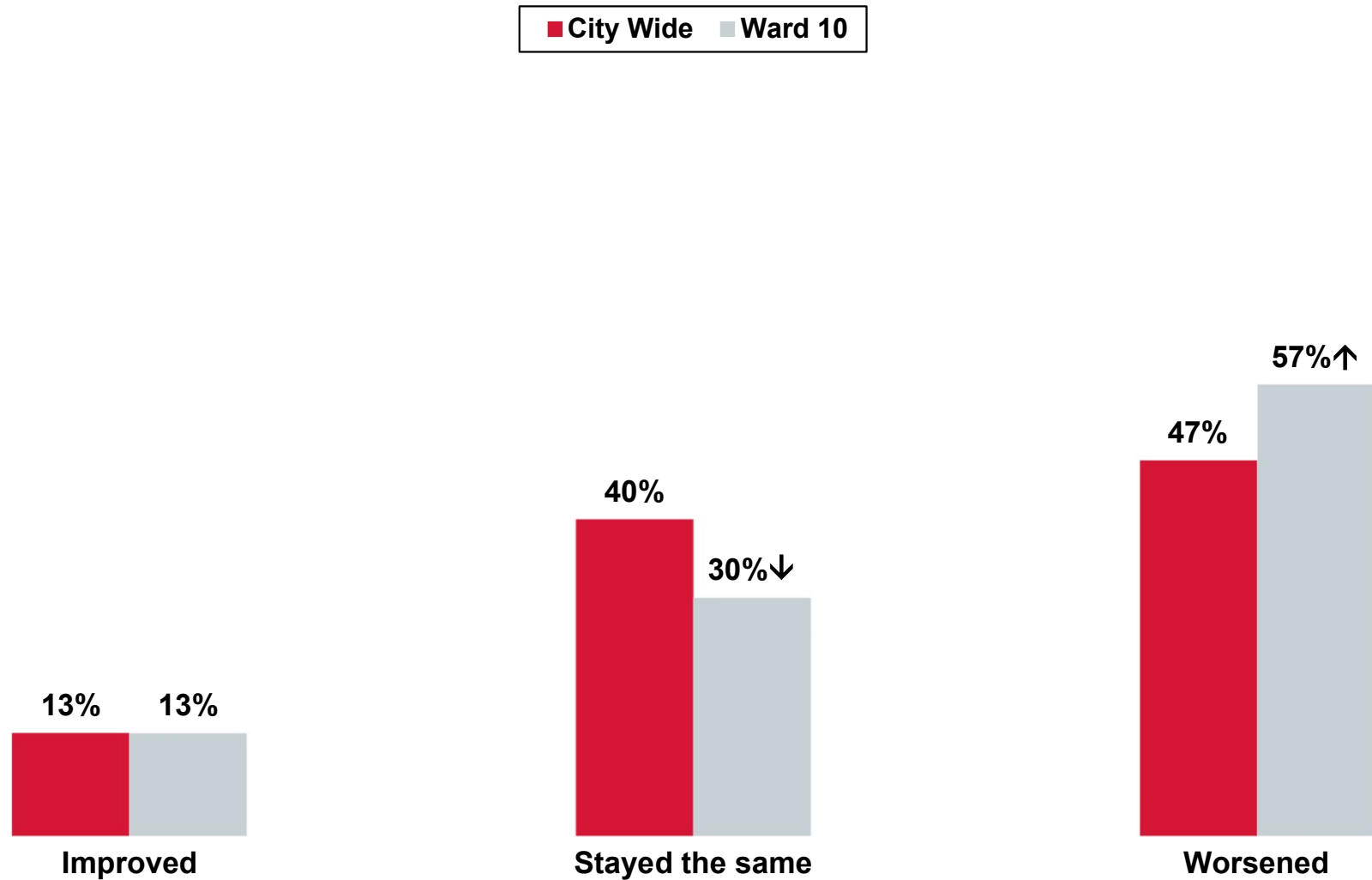
On a scale of “1” to “10” where “1” represents “very poor” and “10” represents “very good,” how would you rate the overall quality of life in the city of Calgary today?

Base: Valid respondents (City Wide: n=2,499 / Ward 10: n=199)

*Rounding

↑ Statistically higher than City Wide
↓ Statistically lower than City Wide

Perceived Change in the Quality of Life



And, do you feel that the quality of life in the city of Calgary in the past three years has ...?
 Base: Valid respondents (City Wide: n=2,460 / Ward 10: n=197)

↑ Statistically higher than City Wide
 ↓ Statistically lower than City Wide

Connectedness

■ Completely Agree (10) ■ Agree (9, 8 or 7) ■ Neutral (6 or 5) ■ Disagree (4, 3, 2 or 1)

% Agree

I am proud to be a
Calgarian

City Wide



82%

Ward 10



80%*

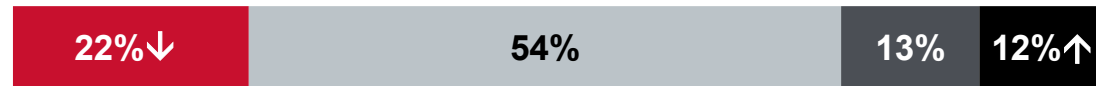
I am proud to live in my
neighbourhood

City Wide



81%

Ward 10



76%

I am regularly involved in
neighbourhood and local
community events

City Wide



27%

Ward 10



30%

Next, I'm going to read you a series of statements that some people have said about life in Calgary. Please indicate whether you agree or disagree with each statement using a scale from 1 to 10, where "1" is "completely disagree" and "10" is "completely agree."

Base: Valid respondents (Bases vary)

Ward 10 2021

*Rounding

↑ Statistically higher than City Wide

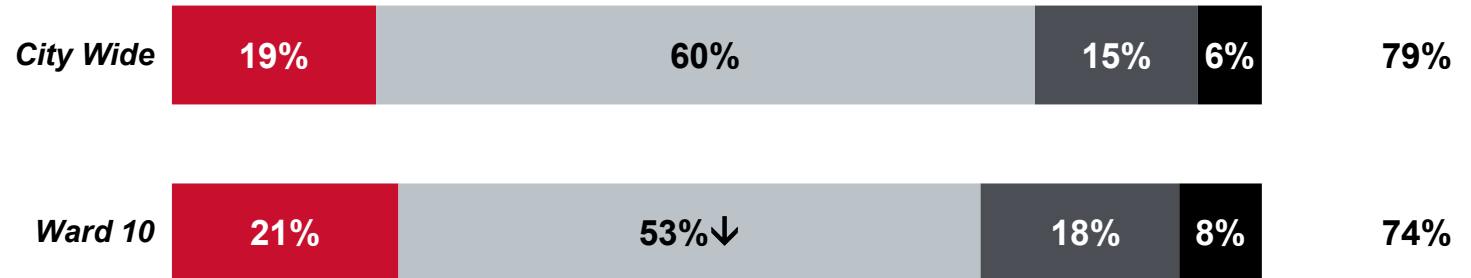
↓ Statistically lower than City Wide

Making a Life and Making a Living

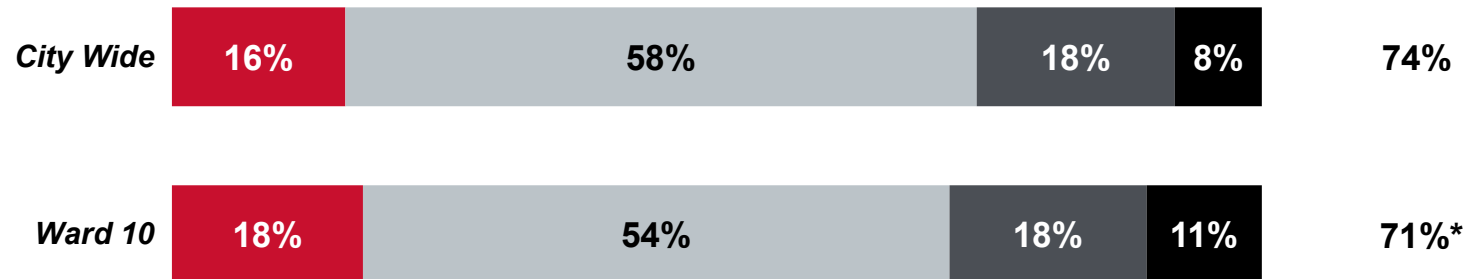
■ Completely Agree (10) ■ Agree (9, 8 or 7) ■ Neutral (6 or 5) ■ Disagree (4, 3, 2 or 1)

% Agree

Calgary is a great place to make a life



Calgary is a great place to make a living



Next, I'm going to read you a series of statements that some people have said about life in Calgary. Please indicate whether you agree or disagree with each statement using a scale from 1 to 10, where "1" is "completely disagree" and "10" is "completely agree."
 Base: Valid respondents (Bases vary)

*Rounding

↑ Statistically higher than City Wide
 ↓ Statistically lower than City Wide


Inclusivity and Future Direction

■ Completely Agree (10) ■ Agree (9, 8 or 7) ■ Neutral (6 or 5) ■ Disagree (4, 3, 2 or 1)

% Agree


The City of Calgary fosters a city that is inclusive and accepting of all

City Wide



70%*

Ward 10



69%*

Calgary is moving in the right direction to ensure a high quality of life for future generations

City Wide



52%

Ward 10



51%*

Next, I'm going to read you a series of statements that some people have said about life in Calgary. Please indicate whether you agree or disagree with each statement using a scale from 1 to 10, where "1" is "completely disagree" and "10" is "completely agree."

Base: Valid respondents (Bases vary)

*Rounding

Inclusivity

■ Completely Agree (10) ■ Agree (9, 8 or 7) ■ Neutral (6 or 5) ■ Disagree (4, 3, 2 or 1)

% Agree

The City of Calgary delivers programs and services that remove barriers to participation for Calgarians who need it the most

City Wide



52%

Ward 10



59%*

Calgary is safe for all residents and visitors, regardless of things like ethnicity, race, religion, income, or sexual identity

City Wide



51%

Ward 10



53%*

Next, I'm going to read you a series of statements that some people have said about life in Calgary. Please indicate whether you agree or disagree with each statement using a scale from 1 to 10, where "1" is "completely disagree" and "10" is "completely agree."

Base: Valid respondents (Bases vary)

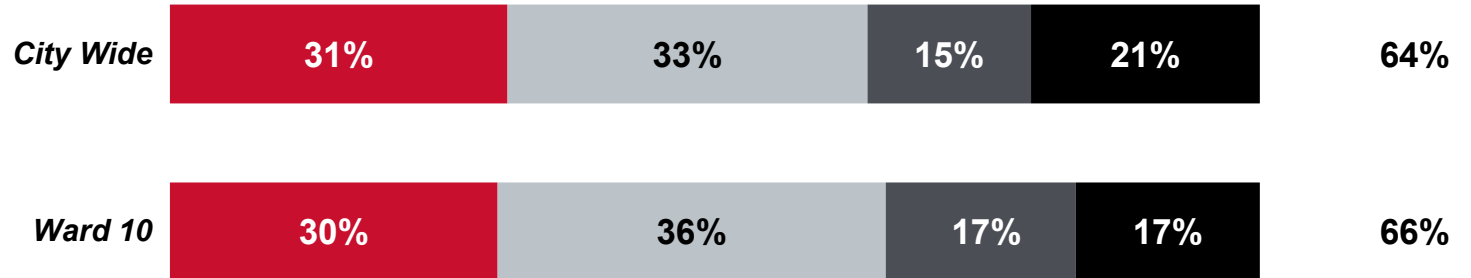
*Rounding

Climate Change and City Programs to Reduce Calgarians' Environmental Impact

■ Completely Agree (10) ■ Agree (9, 8 or 7) ■ Neutral (6 or 5) ■ Disagree (4, 3, 2 or 1)

% Agree

I think we need to act now to address climate change



The City has programs and services aimed at helping Calgarians reduce their environmental impact

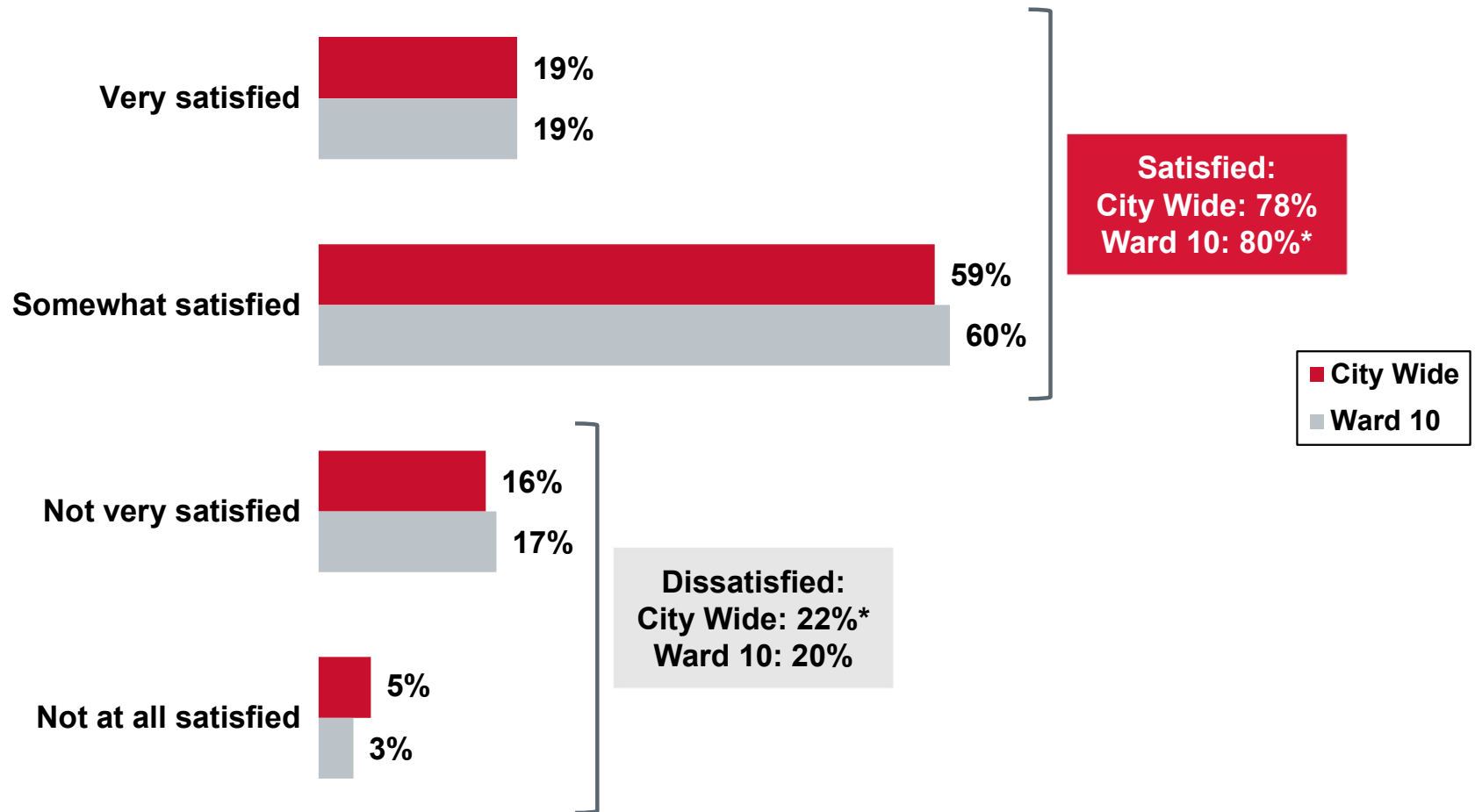


Next, I'm going to read you a series of statements that some people have said about life in Calgary. Please indicate whether you agree or disagree with each statement using a scale from 1 to 10, where "1" is "completely disagree" and "10" is "completely agree."

Base: Valid respondents (Bases vary)



Satisfaction with The City of Calgary in Protecting the Environment+



+Question reintroduced in Fall 2022

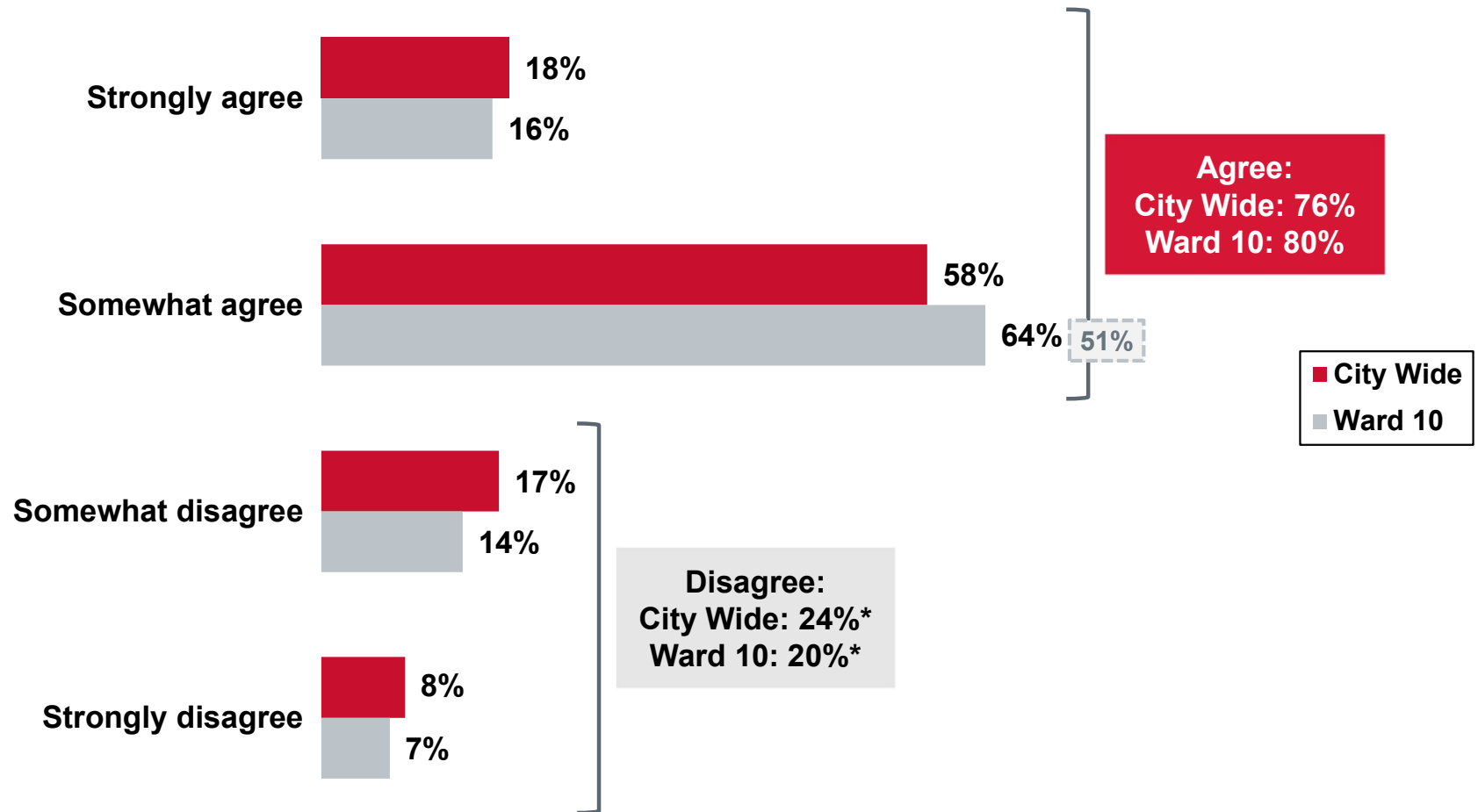
How satisfied are you with the job the City of Calgary is currently doing to protect the environment?

Base: Valid respondents (City Wide: n=2,463 / Ward 10: n=196)

*Rounding



On the Right Track to Be a Better City



There are a wide array of challenges facing The City of Calgary today, but also many success stories. Please indicate whether you agree or disagree with the following statement about Calgary's future: Calgary is on the right track to be a better city 10 years from now.

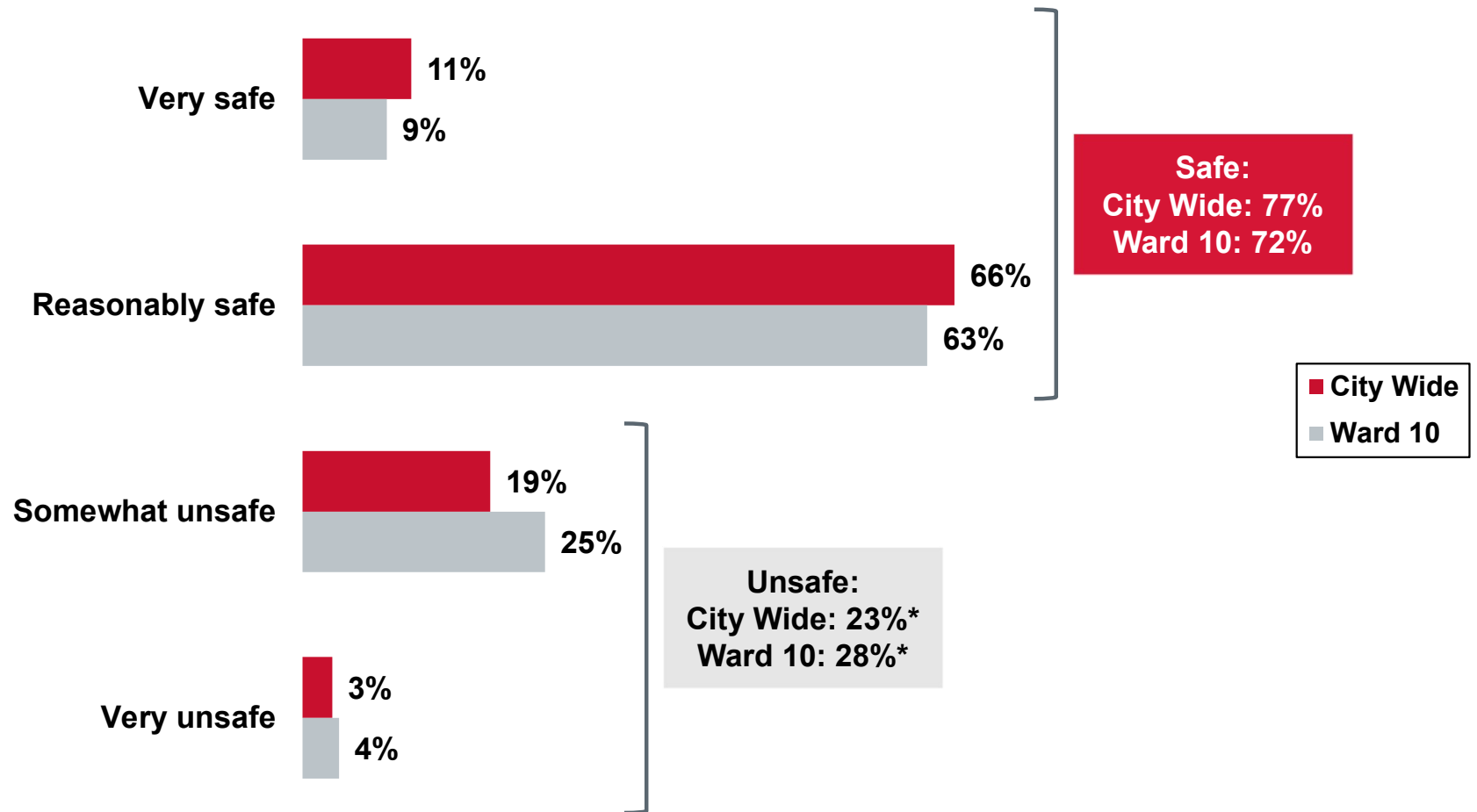
Base: Valid respondents (City Wide: n=2,488 / Ward 10: n=199)

Ward 10 2021

*Rounding



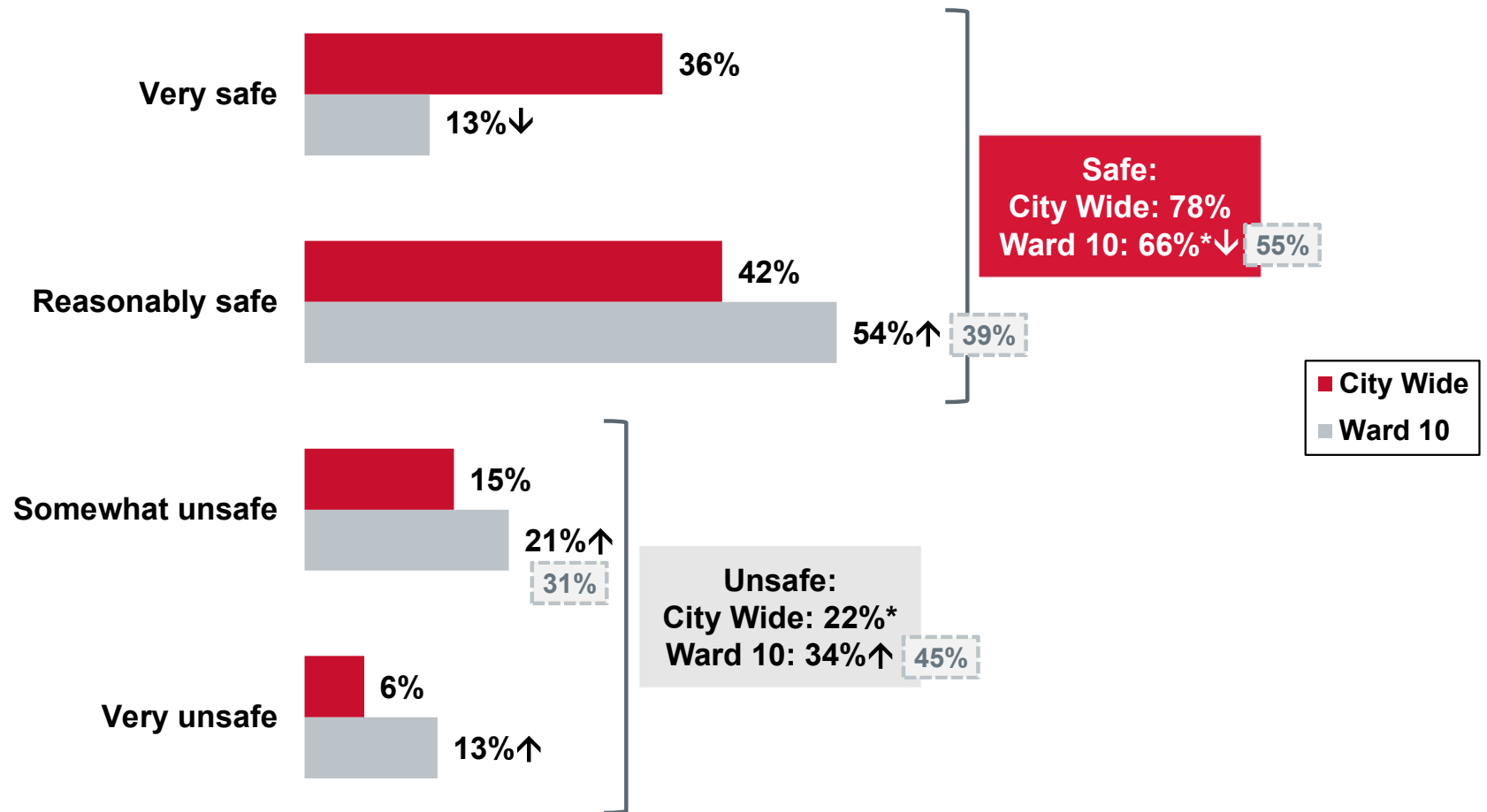
Overall Perceived Safety of the City of Calgary



How safe or unsafe do you think Calgary is overall?
 Base: Valid respondents (City Wide: n=2,489 / Ward 10: n=198)

*Rounding

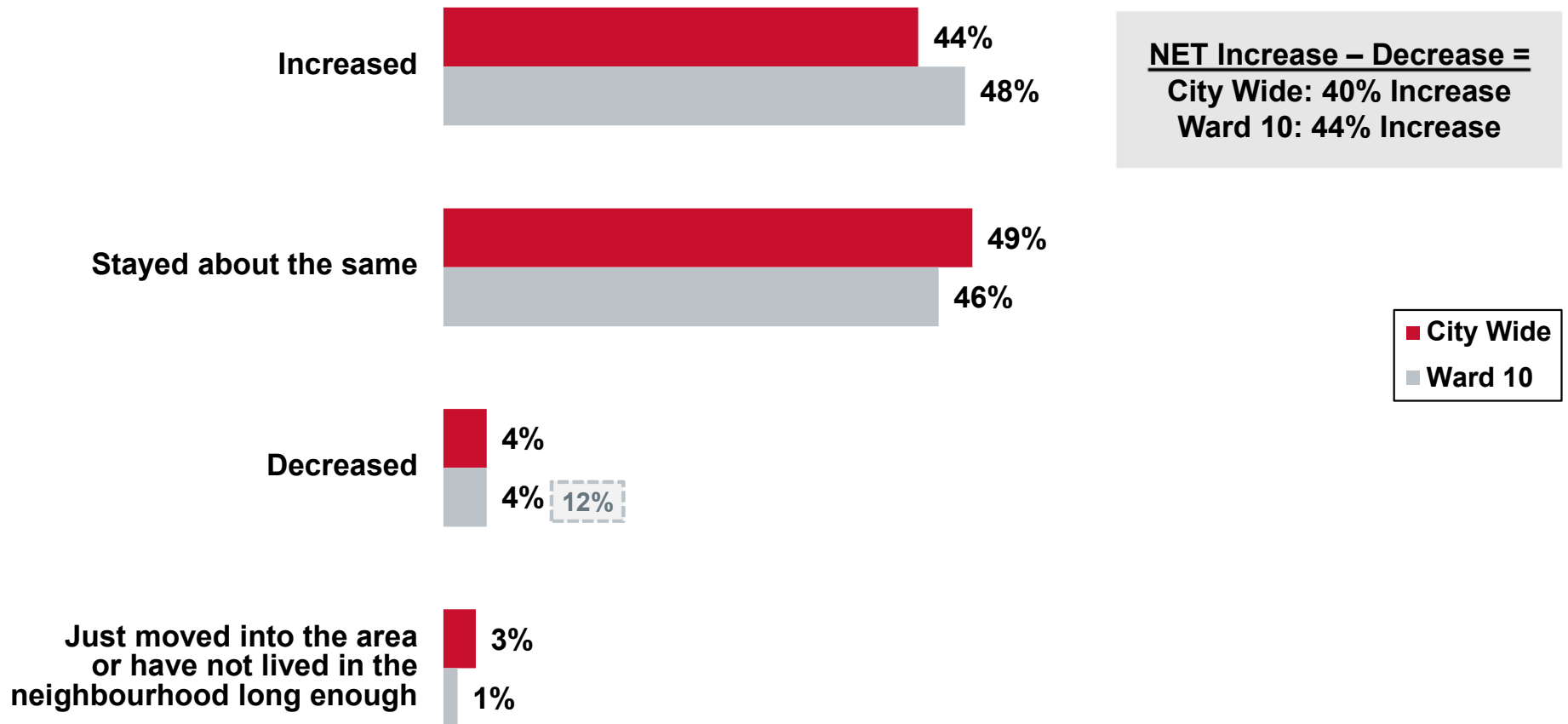
Perceived Safety in Own Neighbourhood



How safe do you feel or would you feel walking alone in your neighbourhood after dark?
 Do you or would you feel ...
 Base: Valid respondents (City Wide: n=2,496 / Ward 10: n=200)

Ward 10 2021 *Rounding
 ↑ Statistically higher than City Wide
 ↓ Statistically lower than City Wide

Perceived Change in Neighbourhood Crime




During the last 3 years, do you think that crime in your neighbourhood has increased, decreased or remained about the same?

Base: Valid respondents (City Wide: n=2,484 / Ward 10: n=200)

Ward 10 2021



Issue Agenda





Issue Agenda

City Wide

Ward 10

■ First Mention ■ Other Mentions

Multiple Responses

Note: A "NET" is a combination of 2 or more mentions that cover a specific theme.

Infrastructure, Traffic and Roads [NET]	21%	10%	31%	28%	
Roads (unspecified)	7%		11%	10%	
Road conditions			7%	6%	
Traffic congestion			7%	6%	
Crime, Safety and Policing [NET]	19%	8%	27%	40%↑	25%
Crime	10%		14%	24%↑	14%
Public safety	9%		12%	16%	8%
Recreation and Parks [NET]	12%	7%	19%	18%	7%
Lack of community centres/parks/green space	8%		12%	12%	2%
Transit [NET]	10%	8%	18%	12%↓	
Public transportation	6%		10%	7%	2%
Transit system improvements	5%		9%	7%	2%
Transportation (unspecified)			6%	3%	
Homelessness, Poverty, Affordable Housing [NET]	11%	5%	16%	15%	
Poverty/homelessness/related social issues	7%		11%	14%	
Affordable/available housing			7%	1%↓	
Economy [NET]	6%		10%	10%	
Environment and Waste Management [NET]	6%		10%	10%	
Taxes [NET]	5%		8%	7%	
Taxes/high taxes	5%		8%	7%	
Growth and Planning [NET]			7%	2%↓	
Education			7%	6%	
Healthcare			6%	4%	
None/no others			14%	14%	

City Wide mentions of <6% are not shown
City Wide data labels of <5% are not shown

In your view, as a resident of the city of Calgary, what is the most important issue facing your community, that is, the one issue you feel should receive the greatest attention from your local leaders? Are there any other important local issues?


Base: Valid respondents (City Wide: n=2,458 / Ward 10: n=194)

Ward 10 2021

↑ Statistically higher than City Wide
↓ Statistically lower than City Wide

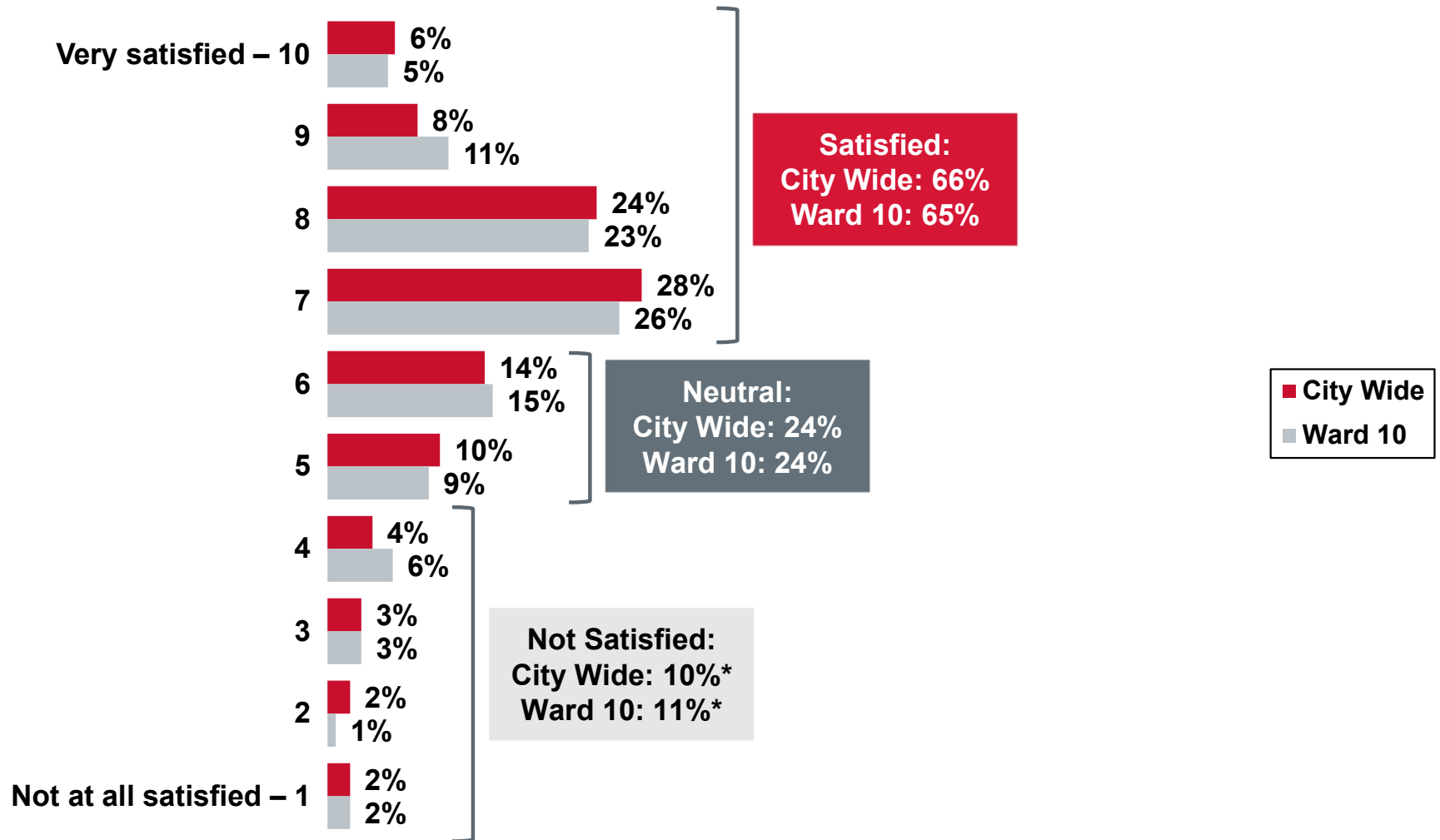


City Programs and Services





Satisfaction with the Overall Level and Quality of City Services and Programs



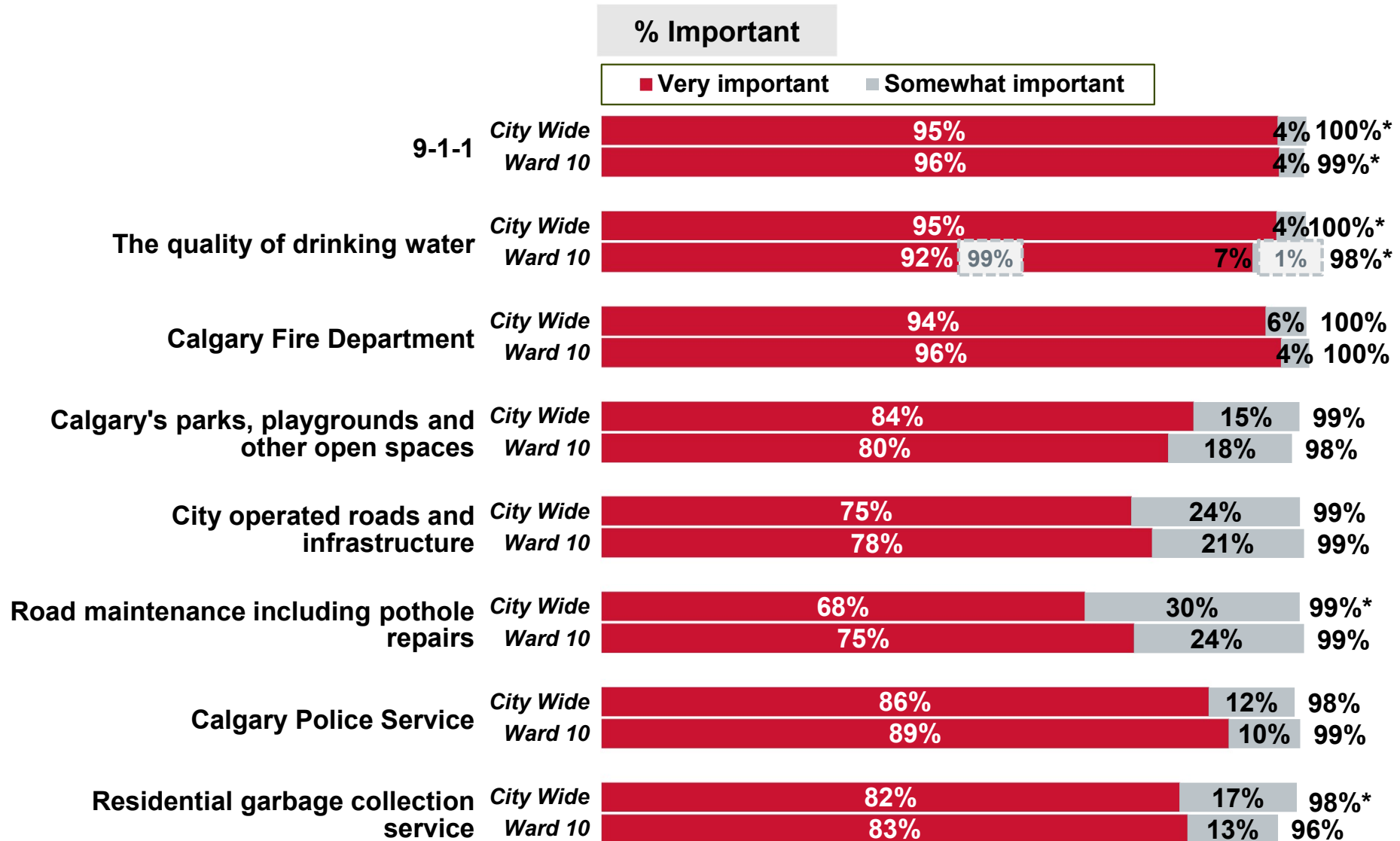
On a scale from “1” to “10” where “1” represents “not at all satisfied” and “10” represents “very satisfied,” how satisfied are you with the overall level and quality of services and programs provided by The City of Calgary?

Base: Valid respondents (City Wide: n=2,489 / Ward 10: n=198)

*Rounding



Importance of City Programs and Services



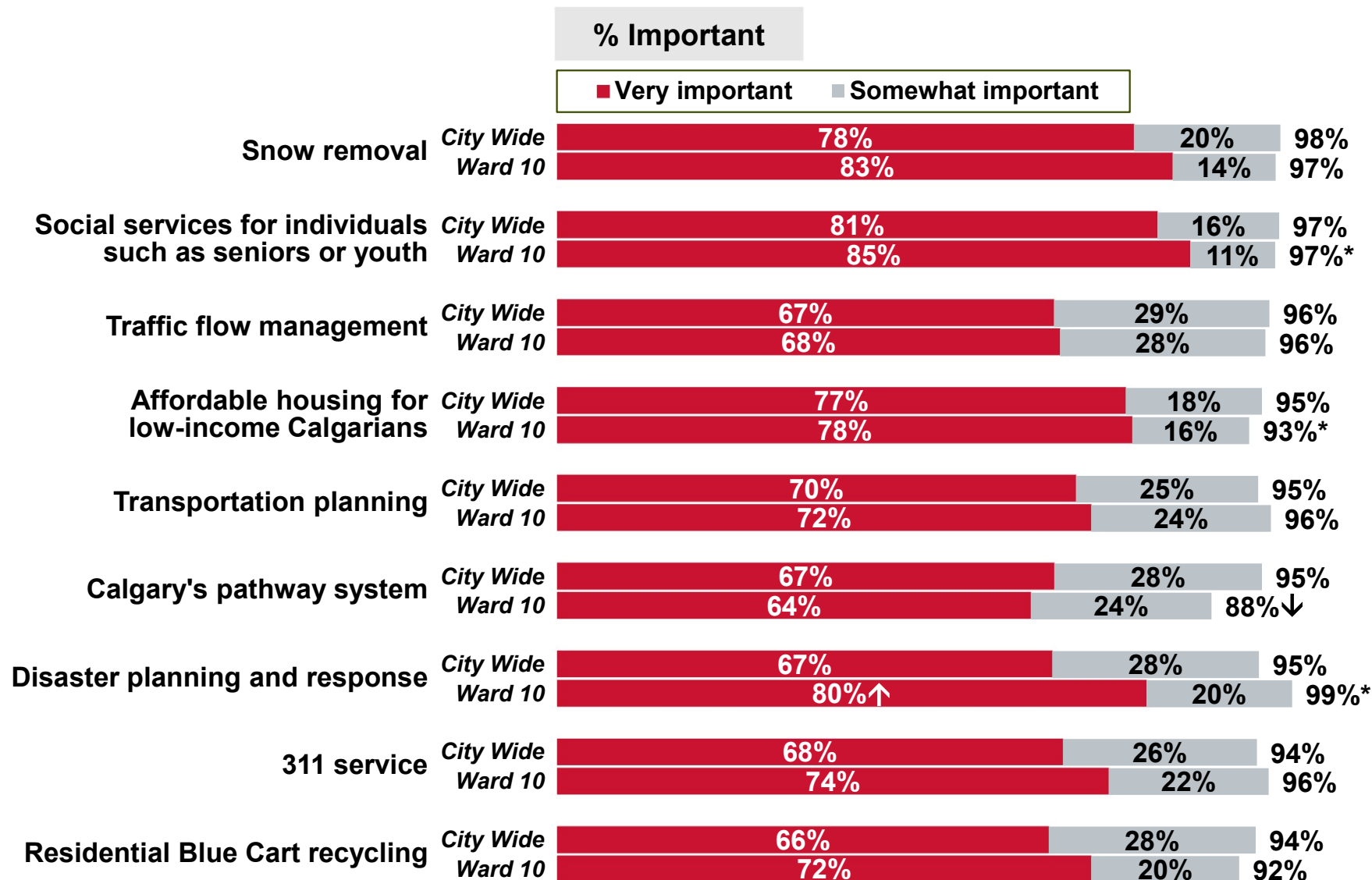
I am going to read a list of programs and services provided to you by The City of Calgary. Please tell me how important each one is to you.
 Base: Valid respondents (Bases vary)

Ward 10 2021

*Rounding



Importance of City Programs and Services (continued)



*Rounding

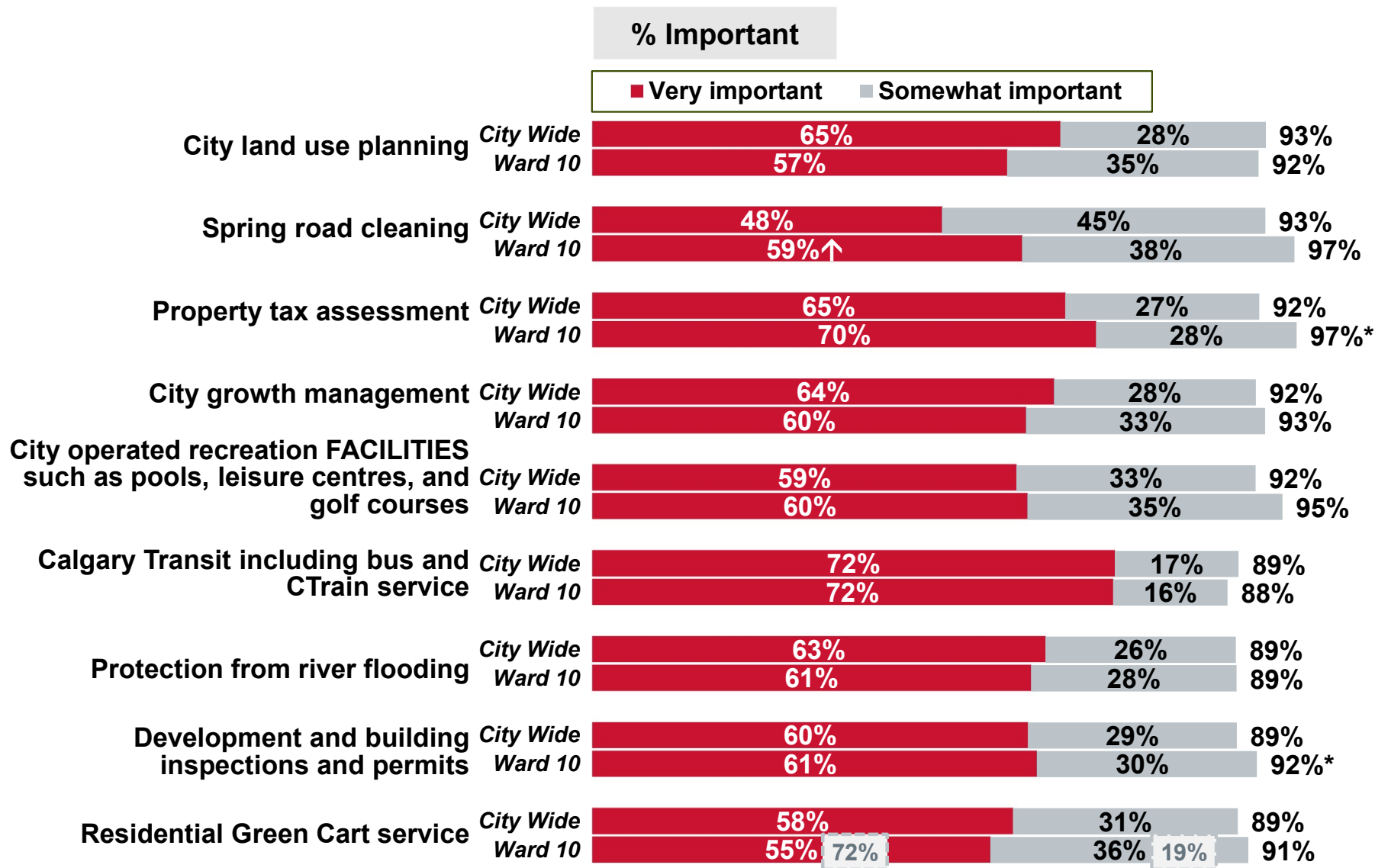
I am going to read a list of programs and services provided to you by The City of Calgary. Please tell me how important each one is to you.

Base: Valid respondents (Bases vary)

↑ Statistically higher than City Wide
↓ Statistically lower than City Wide



Importance of City Programs and Services (continued)



I am going to read a list of programs and services provided to you by The City of Calgary. Please tell me how important each one is to you.
Base: Valid respondents (Bases vary)

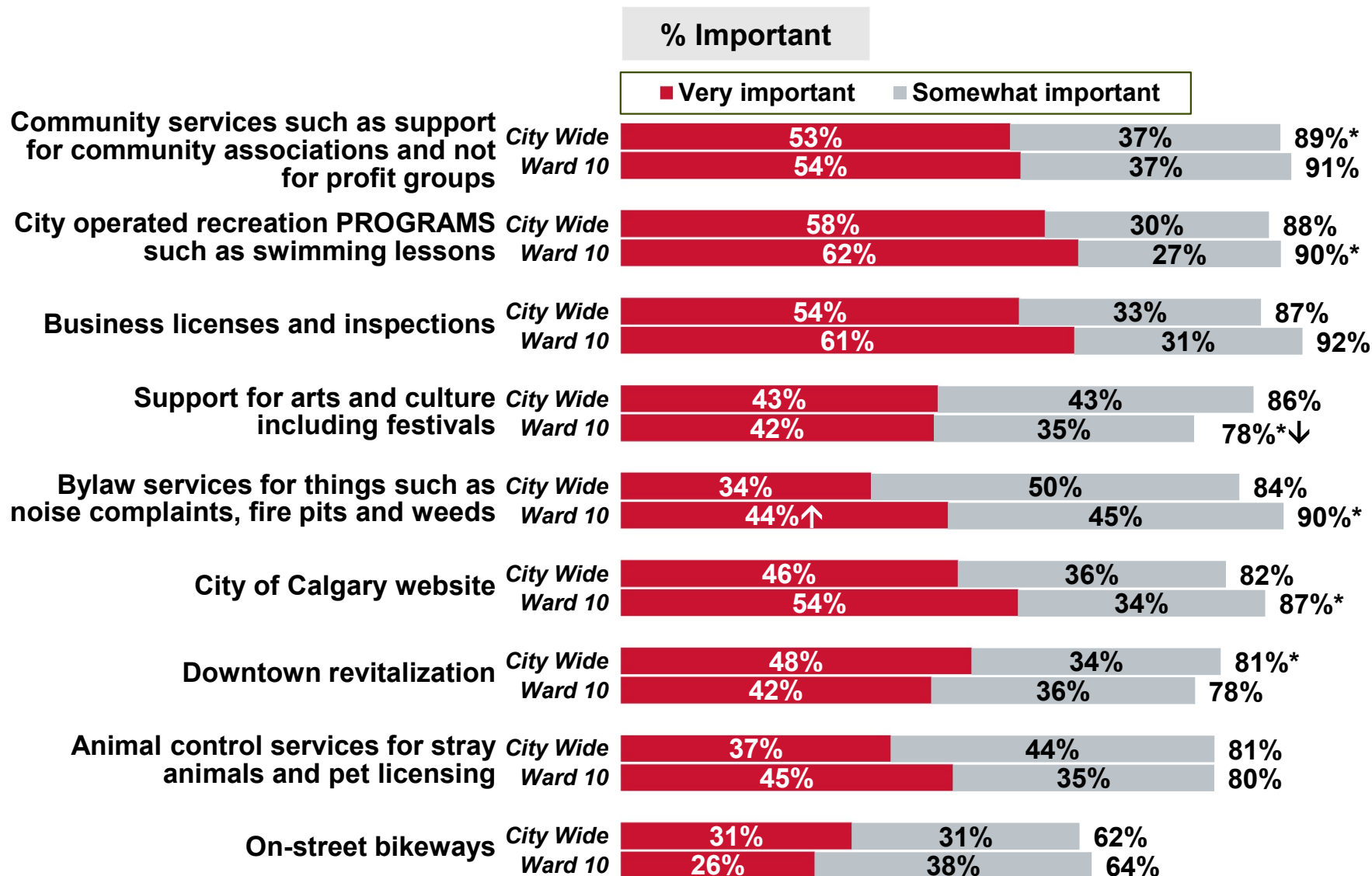
Ward 10 2021

*Rounding

↑ Statistically higher than City Wide
↓ Statistically lower than City Wide



Importance of City Programs and Services (continued)



*Rounding

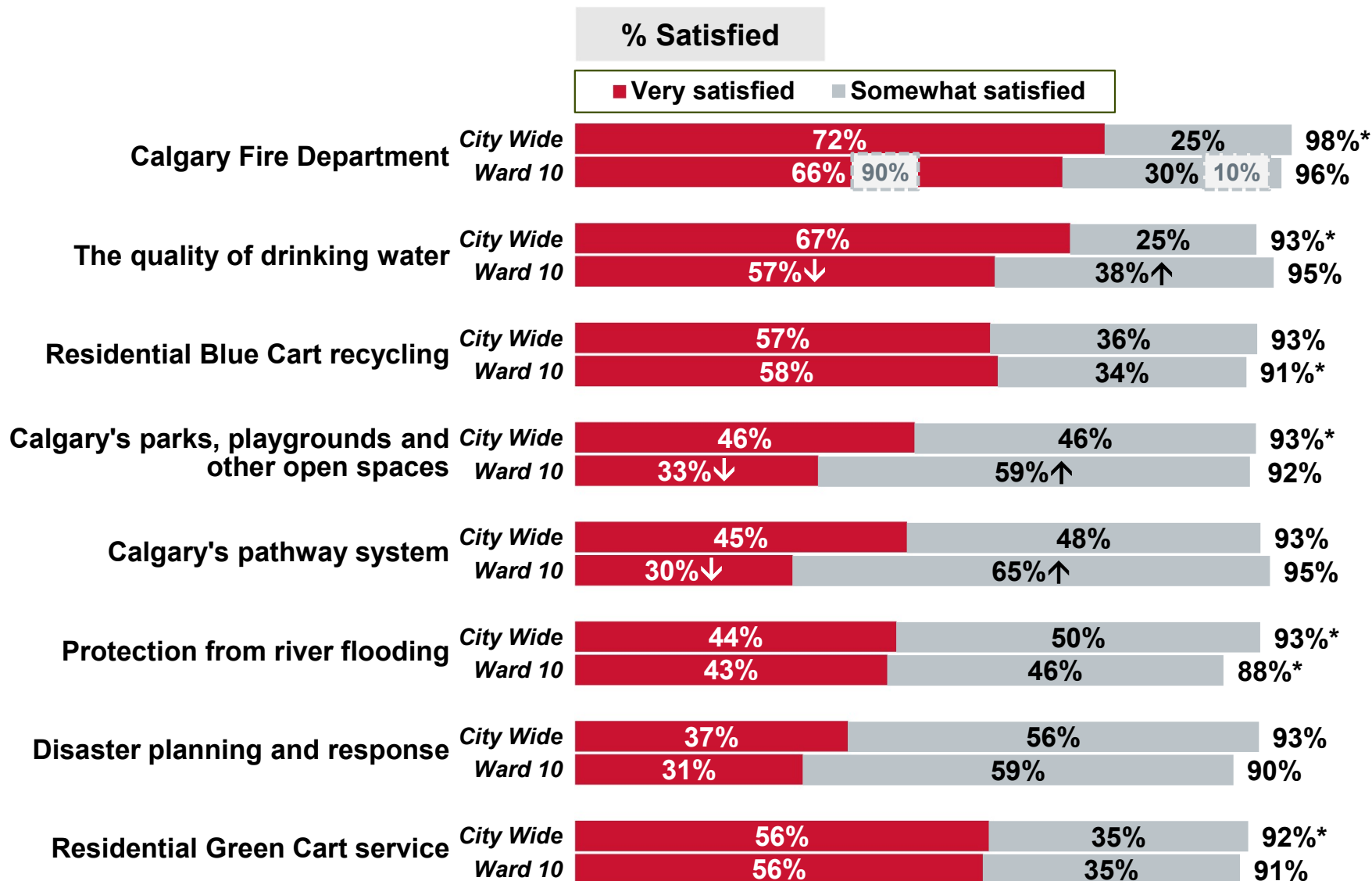
I am going to read a list of programs and services provided to you by The City of Calgary. Please tell me how important each one is to you.

Base: Valid respondents (Bases vary)

↑ Statistically higher than City Wide
↓ Statistically lower than City Wide



Satisfaction with City Programs and Services



I am going to read a list of programs and services provided to you by The City of Calgary. Please tell me how satisfied you are with the job The City is doing in providing that program or service.

Base: Valid respondents (Bases vary)

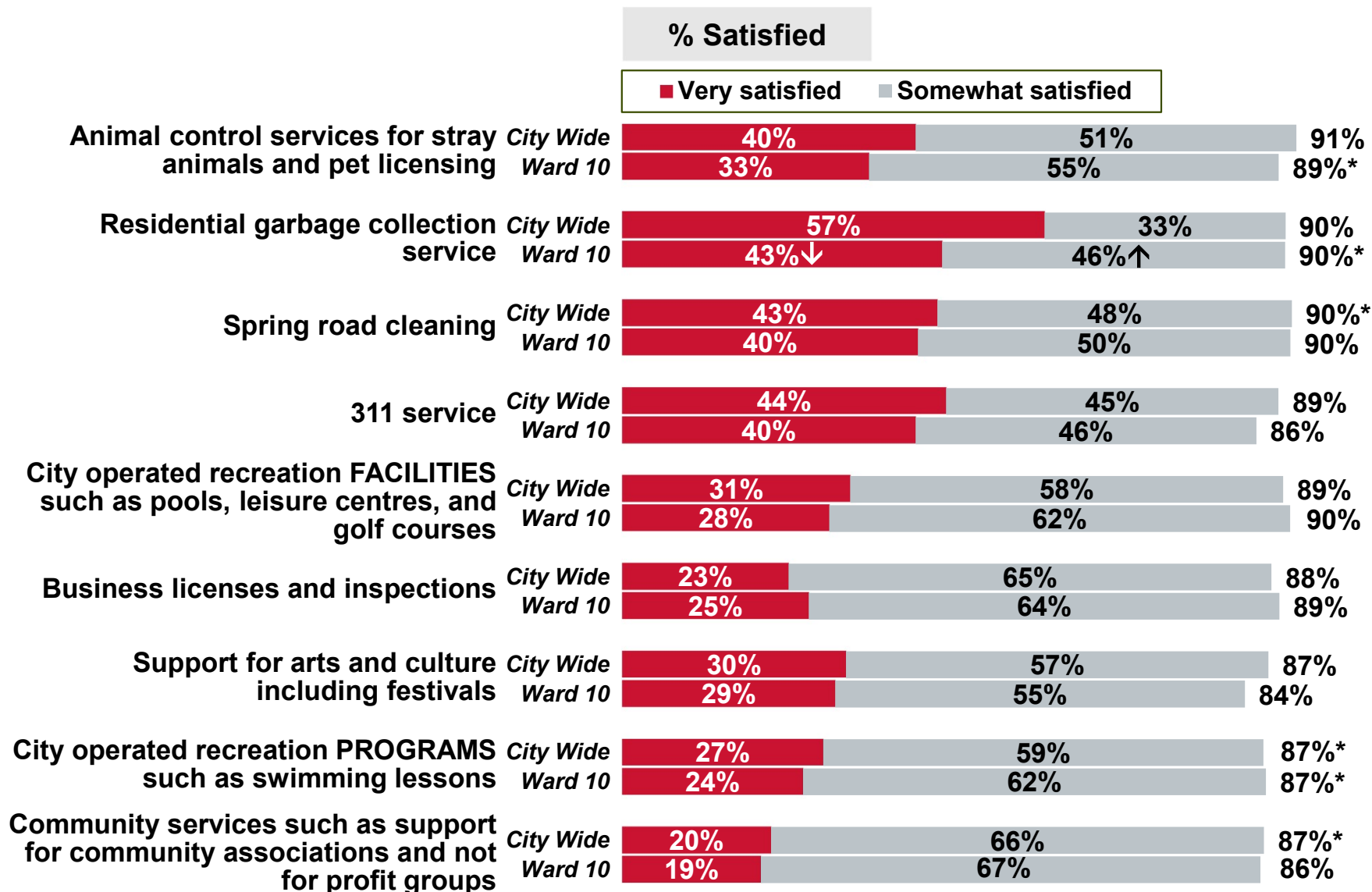
Ward 10 2021

*Rounding

↑ Statistically higher than City Wide
↓ Statistically lower than City Wide



Satisfaction with City Programs and Services (continued)



I am going to read a list of programs and services provided to you by The City of Calgary. Please tell me how satisfied you are with the job The City is doing in providing that program or service.

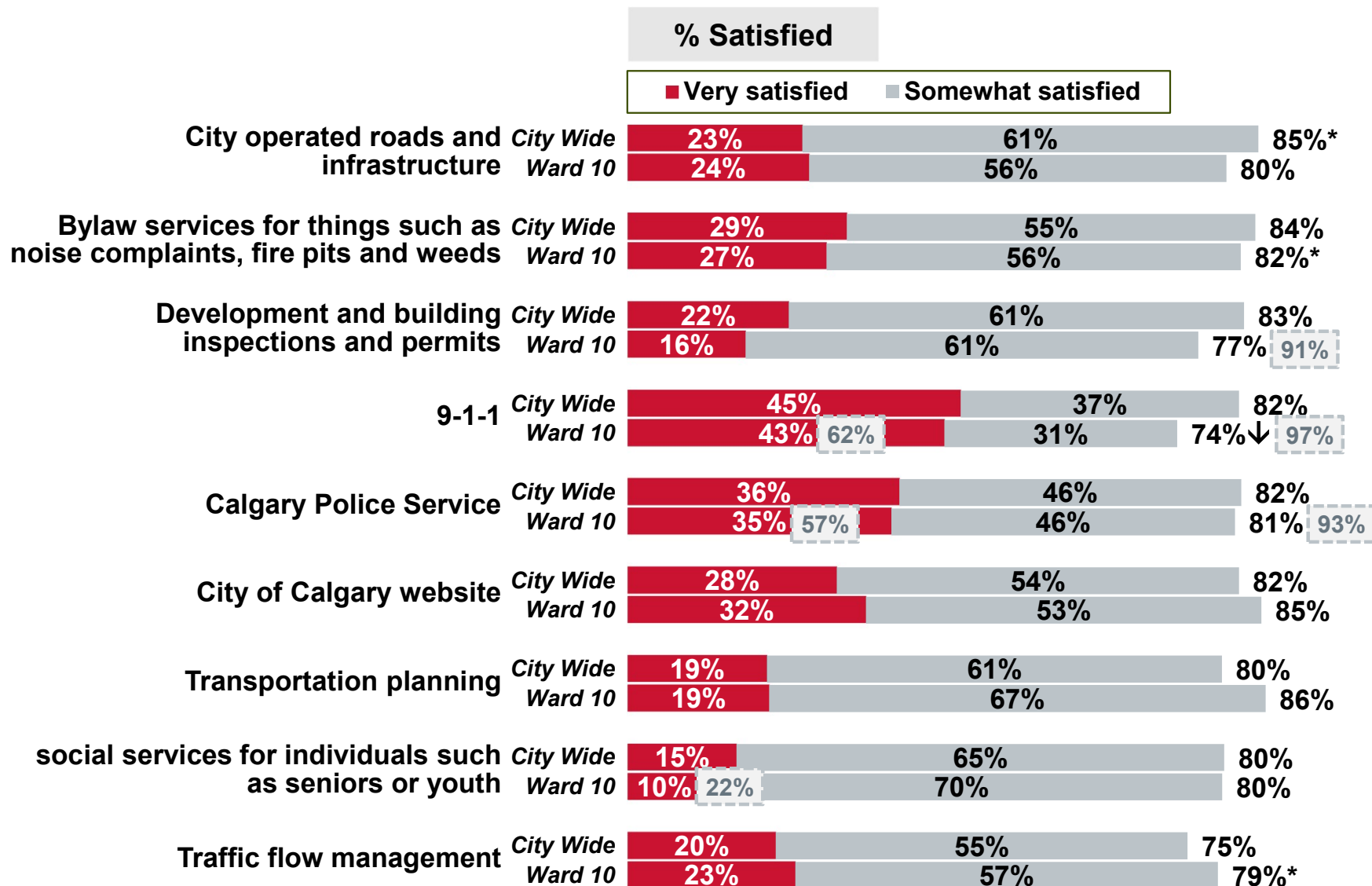
Base: Valid respondents (Bases vary)

*Rounding

↑ Statistically higher than City Wide
↓ Statistically lower than City Wide



Satisfaction with City Programs and Services (continued)



I am going to read a list of programs and services provided to you by The City of Calgary. Please tell me how satisfied you are with the job The City is doing in providing that program or service.

Base: Valid respondents (Bases vary)

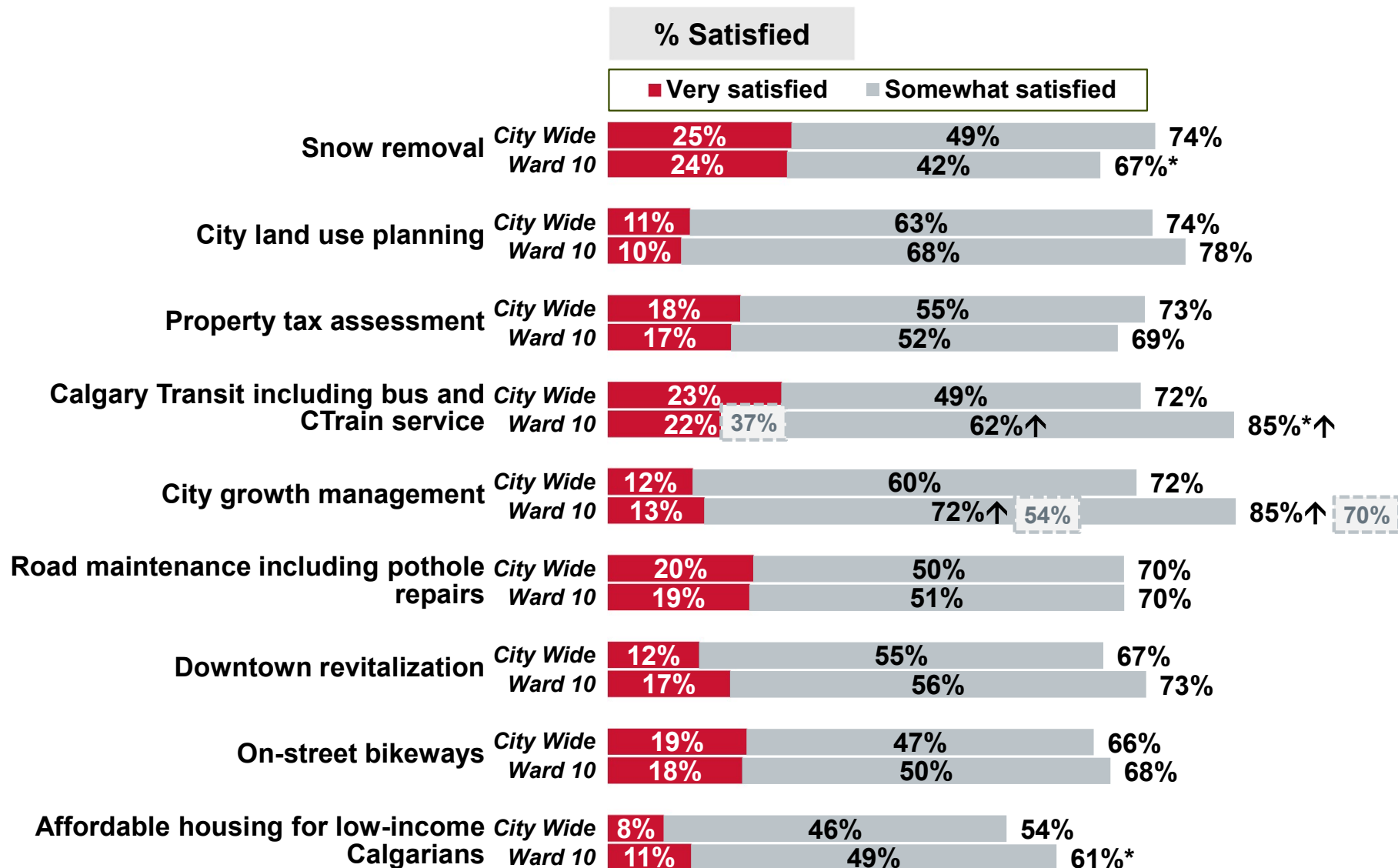
Ward 10 2021

*Rounding

↑ Statistically higher than City Wide
↓ Statistically lower than City Wide



Satisfaction with City Programs and Services (continued)



I am going to read a list of programs and services provided to you by The City of Calgary. Please tell me how satisfied you are with the job The City is doing in providing that program or service.

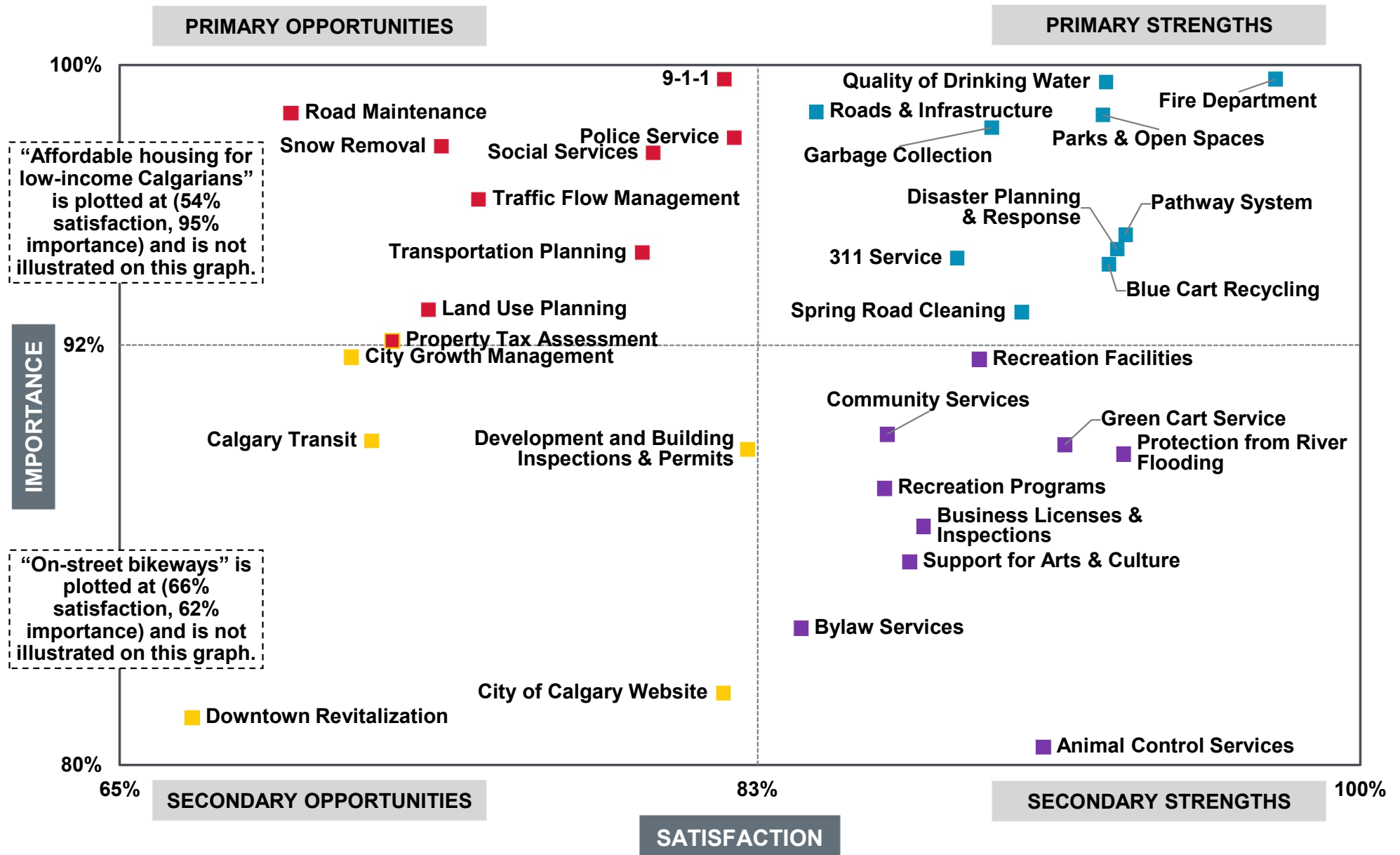
Base: Valid respondents (Bases vary)

Ward 10 2021

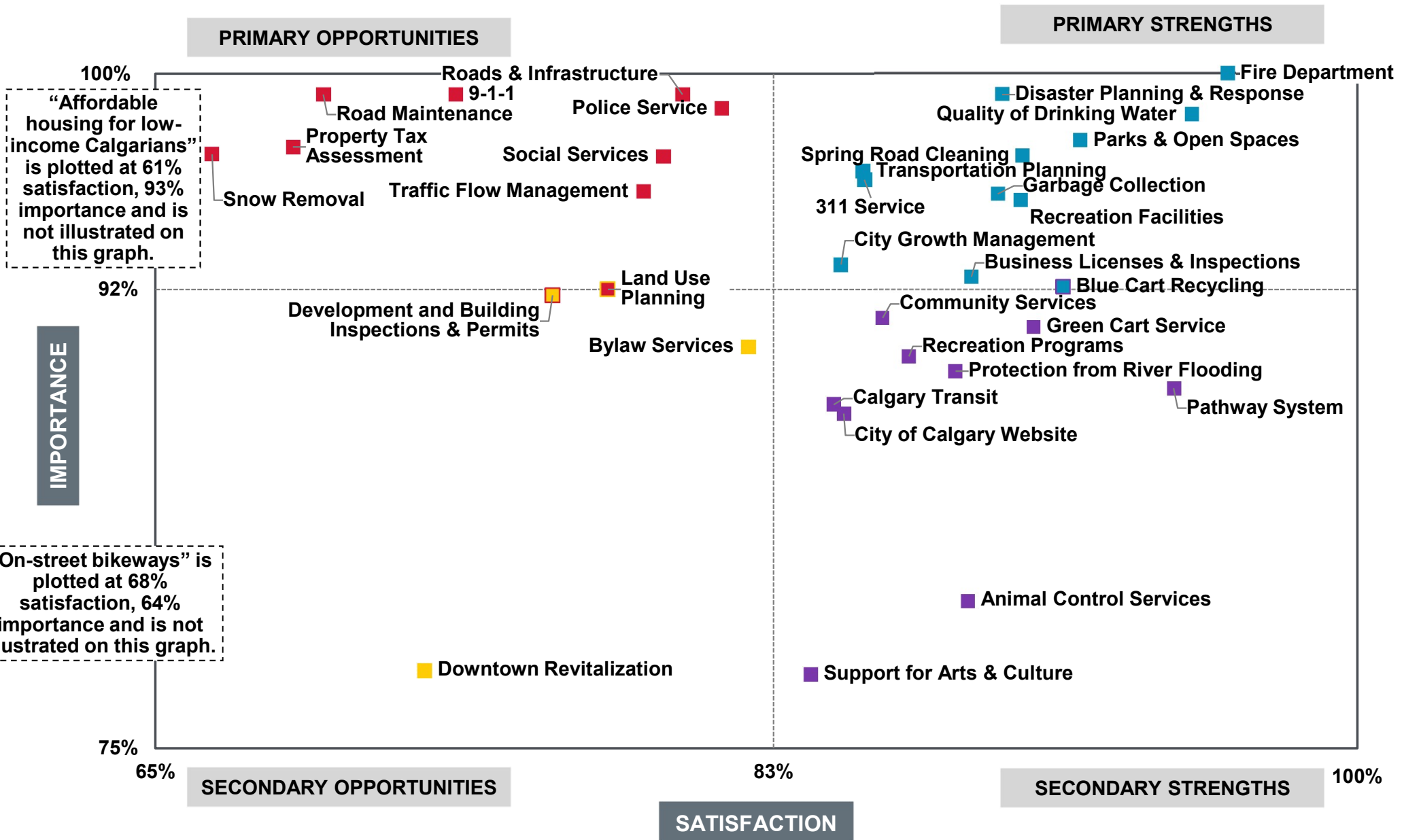
*Rounding

↑ Statistically higher than City Wide
↓ Statistically lower than City Wide

Importance vs. Satisfaction Grid: City Wide



Importance vs. Satisfaction Grid: Ward 10





Primary Strengths and Opportunities: City Wide vs. Ward 10

Please note: Only items that are primary strengths or primary opportunities either City Wide or for the Ward are shown in the table.

Primary Strengths

Primary Opportunities

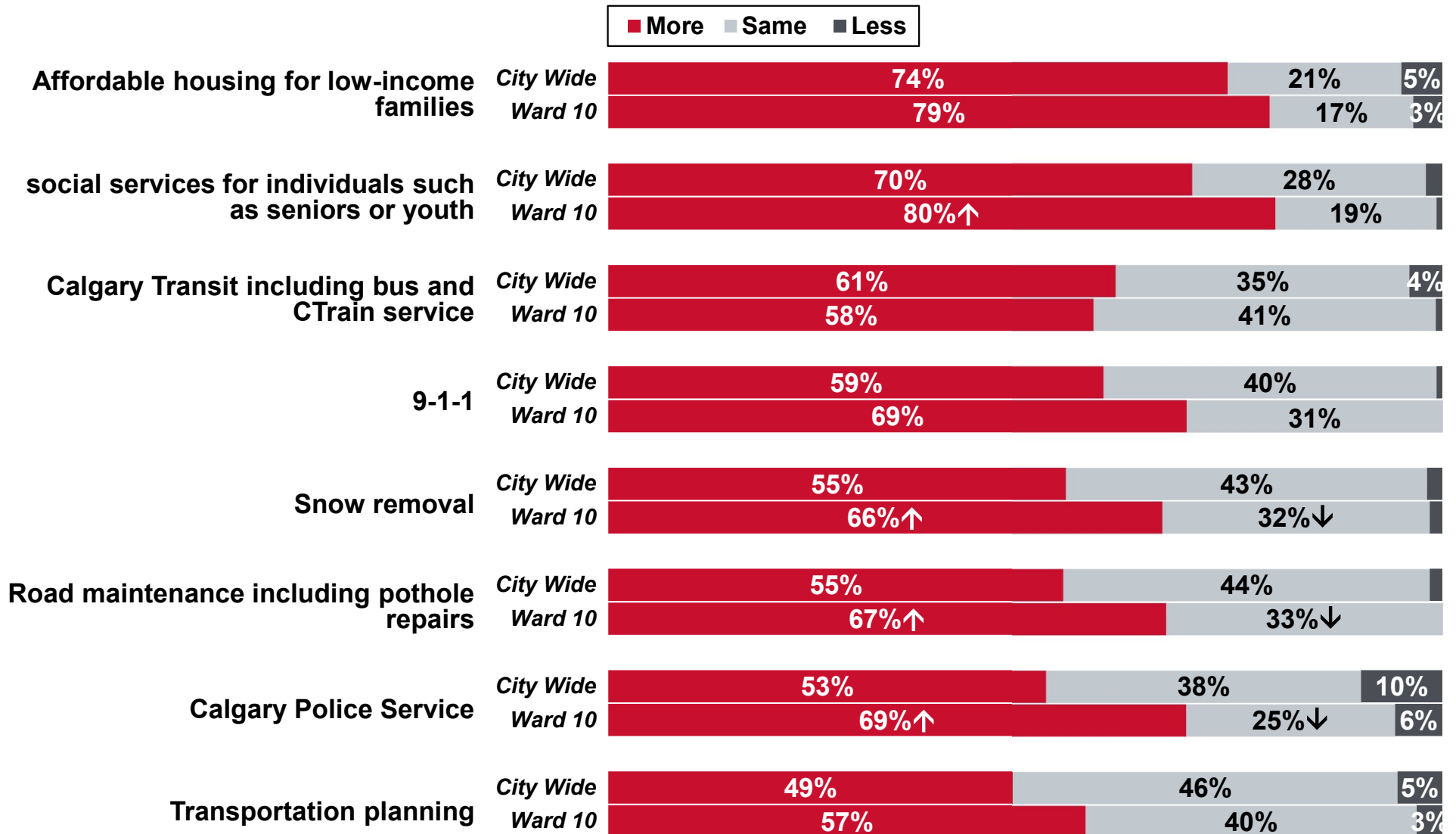
Neither (in another quadrant)

Striped boxes indicate the service sits on the border between quadrants

	City Wide	Ward 10
Fire Department		
Quality of Drinking Water		
Garbage Collection		
Parks and Open Spaces		
Disaster Planning and Response		
Pathway System		
Blue Cart Recycling		
Spring Road Cleaning		
311 Service		
Roads and Infrastructure		
Recreation Facilities		
Business Licenses and Inspections		
City Growth Management		
9-1-1		
Police Service		
Road Maintenance		
Affordable Housing		
Property Tax Assessment		
Snow Removal		
Land Use Planning		
Traffic Flow Management		
Transportation Planning		
Social Services		
Development and Building Inspections and Permits		



Investment in City Programs and Services



I am going to read a list of programs and services provided to you by The City of Calgary. Please tell me if you think The City should invest more, less or the same amount on the program or service?

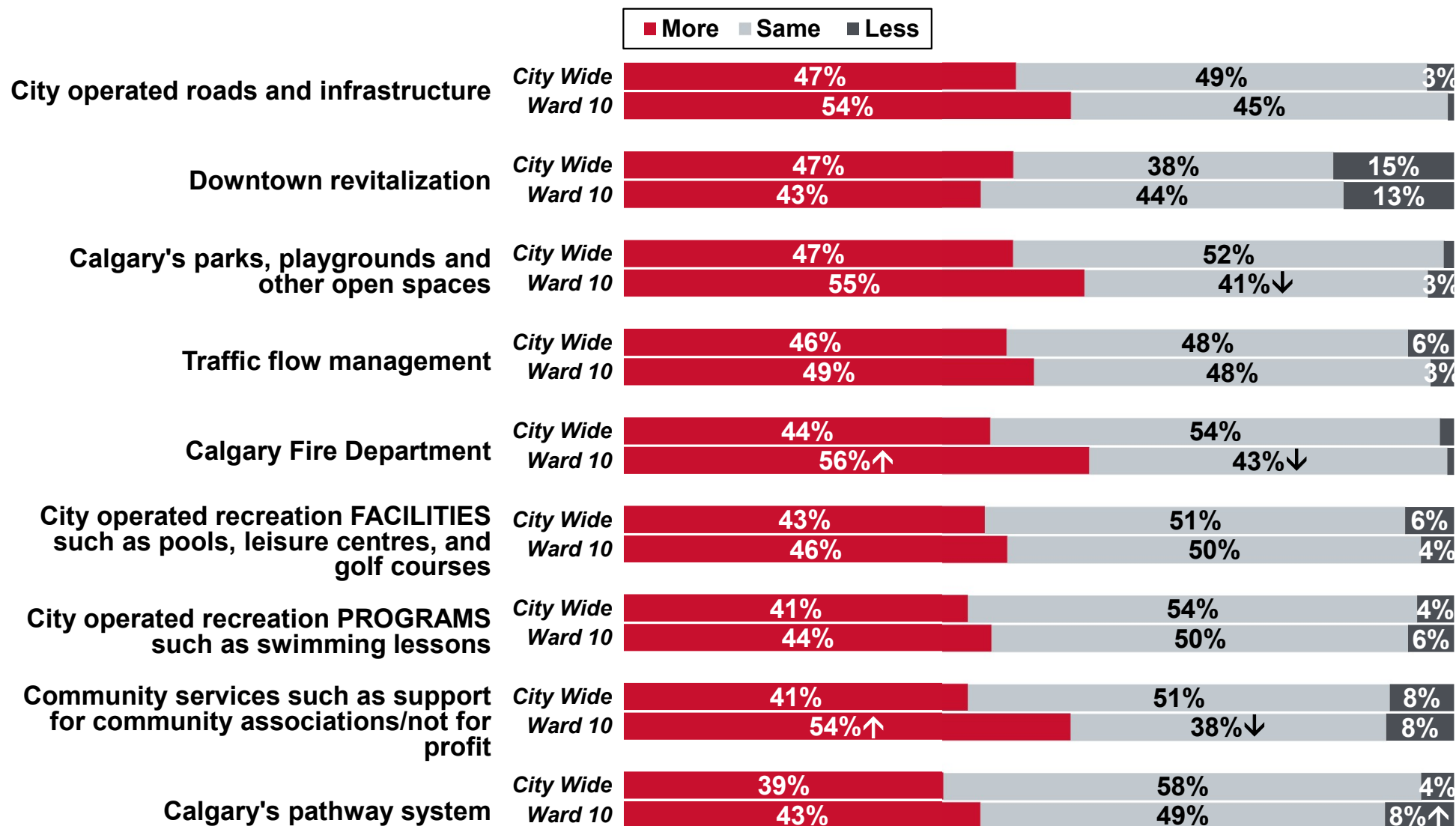
Base: Valid respondents (Bases vary)

Data labels of <3% are not shown

↑ Statistically higher than City Wide
↓ Statistically lower than City Wide



Investment in City Programs and Services (continued)



I am going to read a list of programs and services provided to you by The City of Calgary. Please tell me if you think The City should invest more, less or the same amount on the program or service?

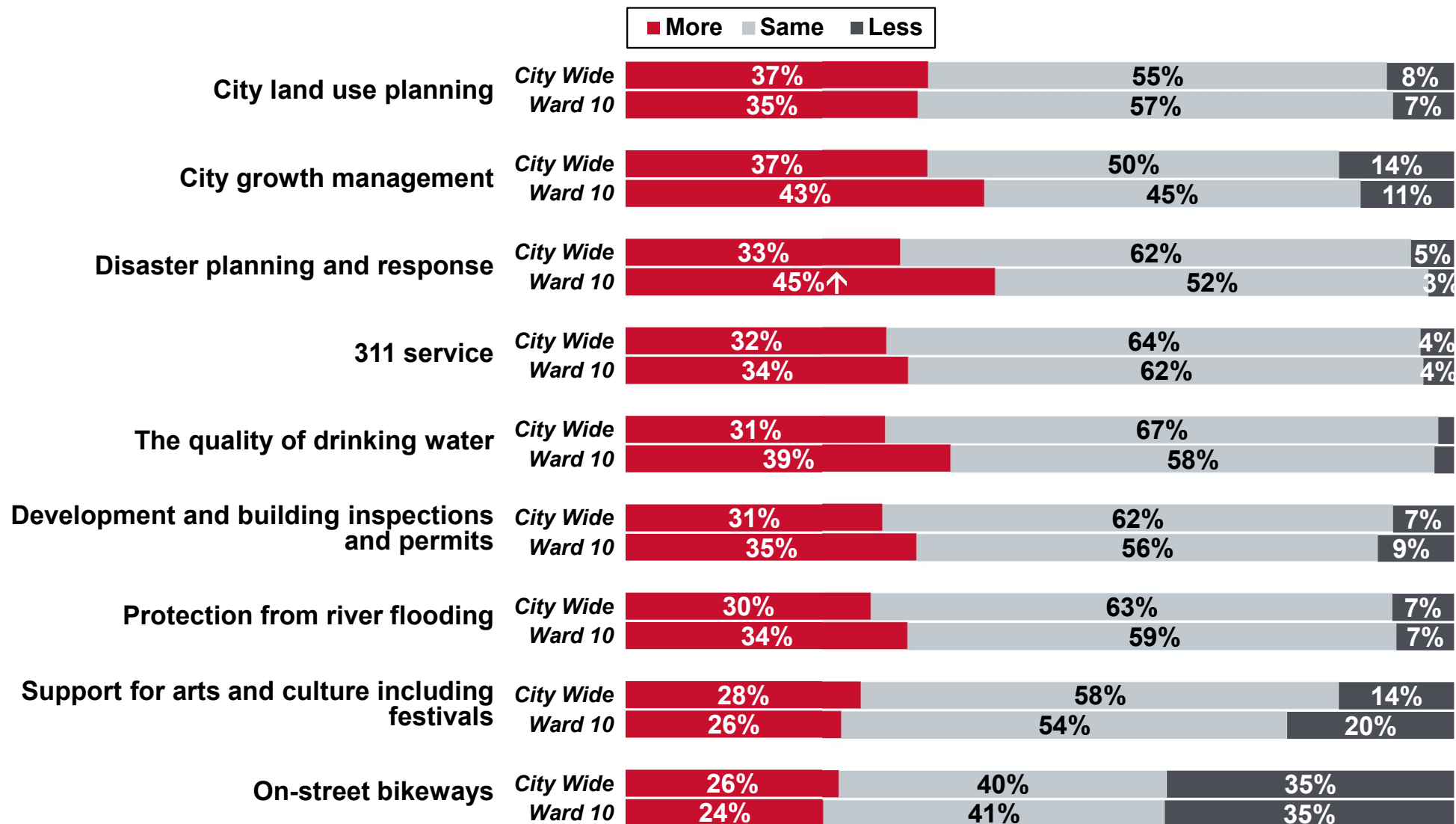
Base: Valid respondents (Bases vary)

Data labels of <3% are not shown

↑ Statistically higher than City Wide
↓ Statistically lower than City Wide



Investment in City Programs and Services (continued)



I am going to read a list of programs and services provided to you by The City of Calgary. Please tell me if you think The City should invest more, less or the same amount on the program or service?

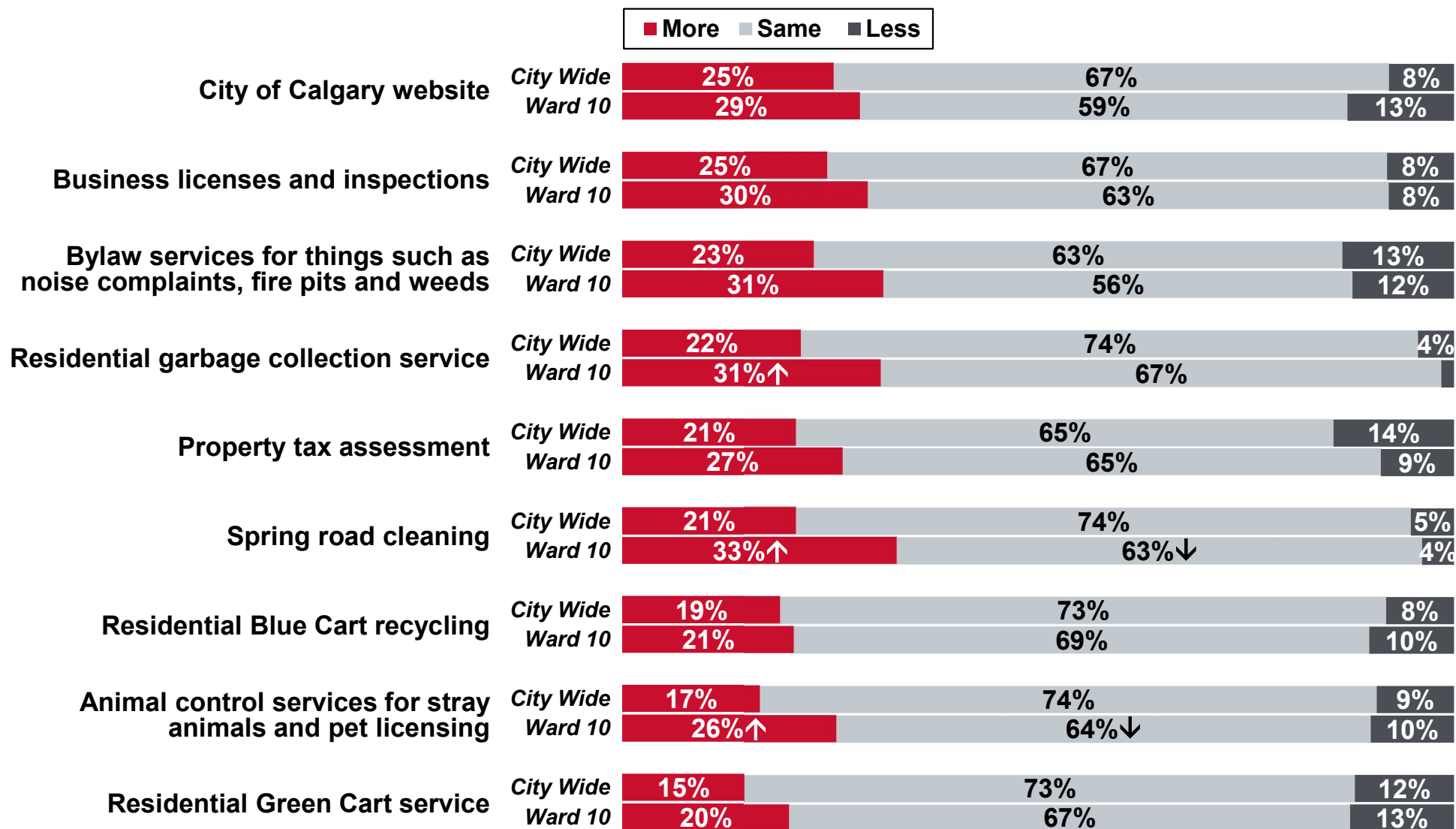
Base: Valid respondents (Bases vary)

Data labels of <3% are not shown

↑ Statistically higher than City Wide
↓ Statistically lower than City Wide



Investment in City Programs and Services (continued)



I am going to read a list of programs and services provided to you by The City of Calgary. Please tell me if you think The City should invest more, less or the same amount on the program or service?


Base: Valid respondents (Bases vary)

Data labels of <3% are not shown

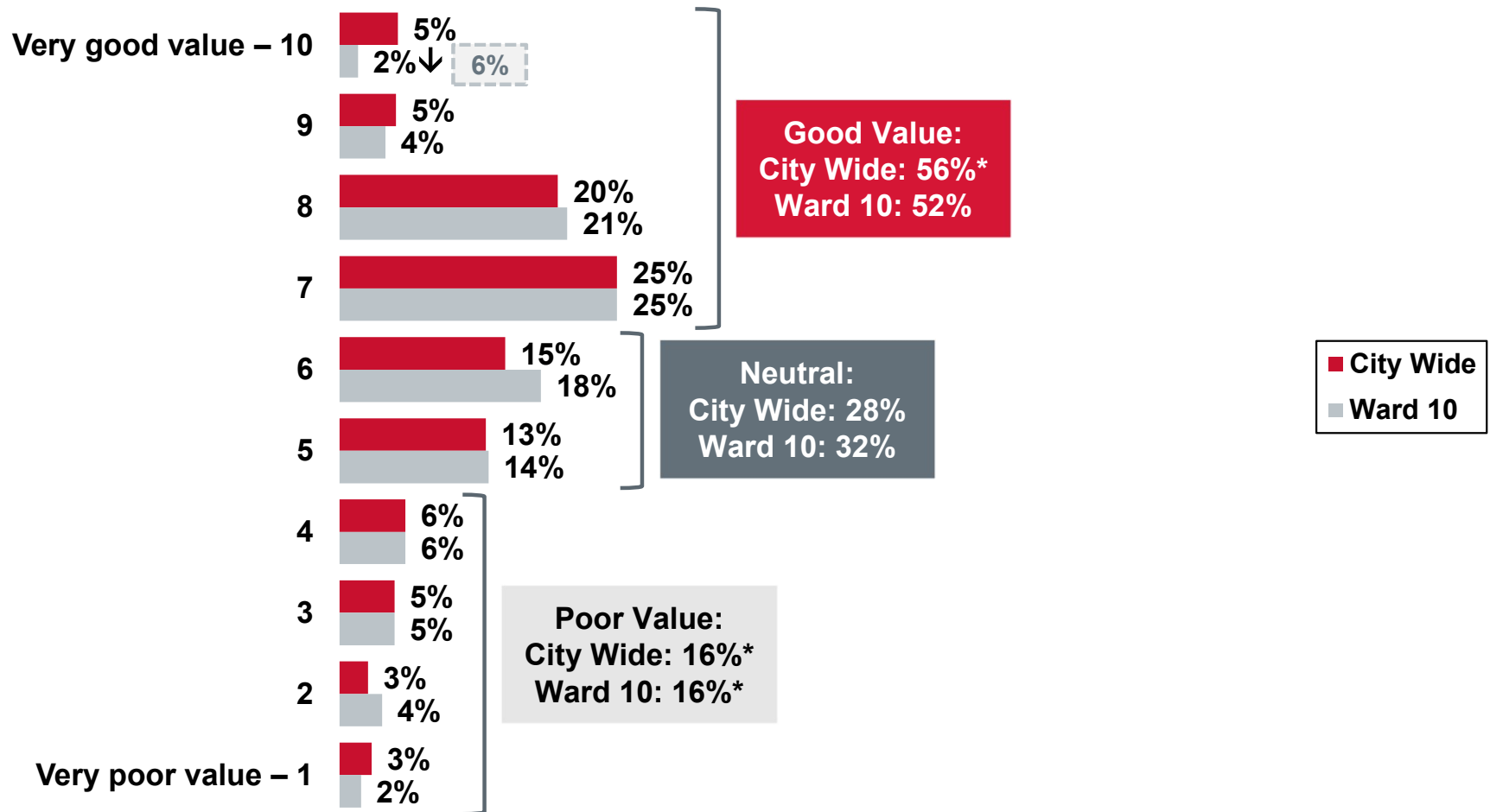
↑ Statistically higher than City Wide
↓ Statistically lower than City Wide



Taxation



Perceived Value of Property Taxes



Your property tax dollars are divided between The City and the Province. In Calgary, approximately two-thirds of your residential property tax payment goes to The City to fund municipal services. Considering the services provided by The City, please rate the value you feel you receive from your municipal property tax dollars using a scale of 1 to 10 where “1” represents “very poor value” and “10” represents “very good value”.

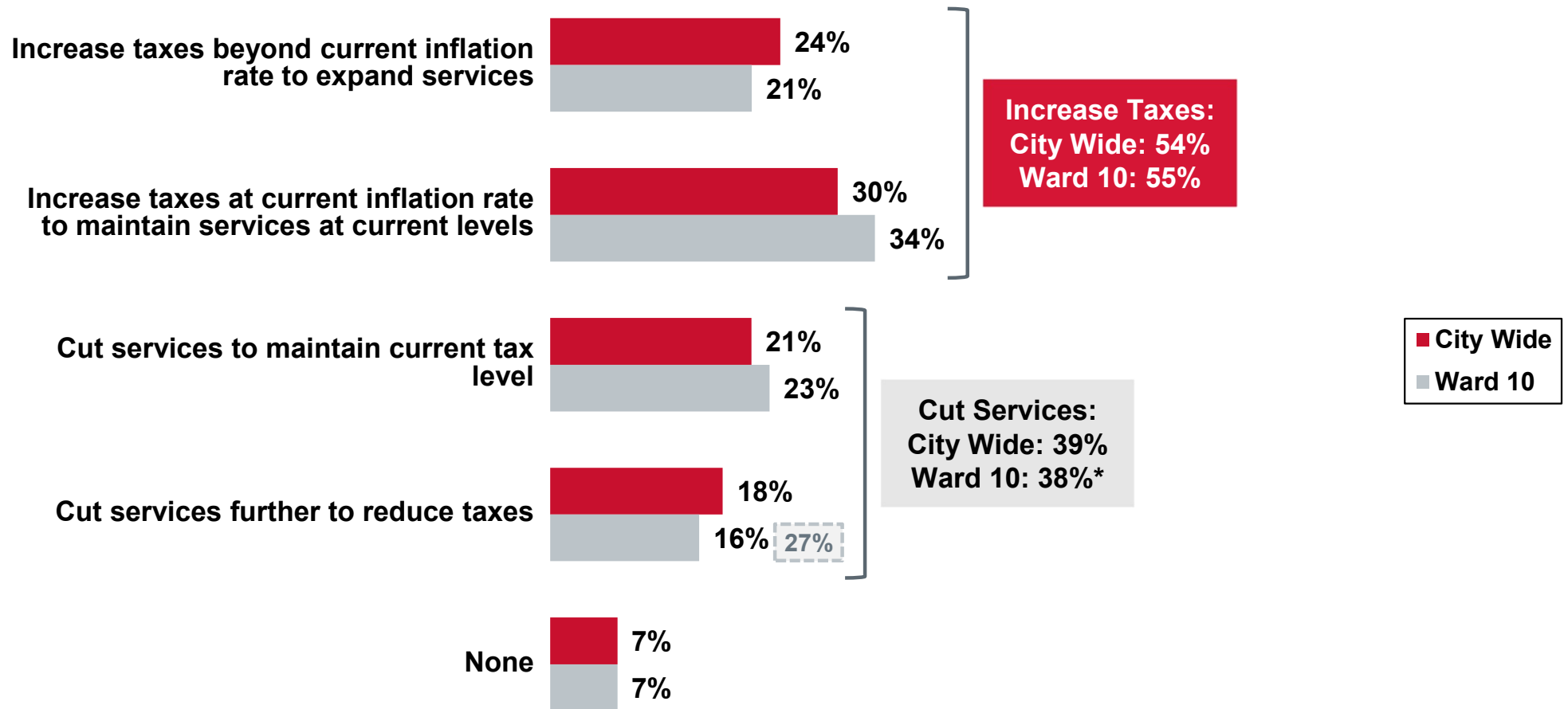
Base: Valid respondents (City Wide: n=2,461 / Ward 10: n=197)

Ward 10 2021

*Rounding

↑ Statistically higher than City Wide
↓ Statistically lower than City Wide

Balancing Taxation and Service Delivery Levels



Municipal property taxes are the primary way to pay for services and programs provided by The City of Calgary. Due to the increased cost of maintaining current service levels and infrastructure, The City must balance taxation and service delivery levels. To deal with this situation, which of the following four options would you most like The City to pursue?

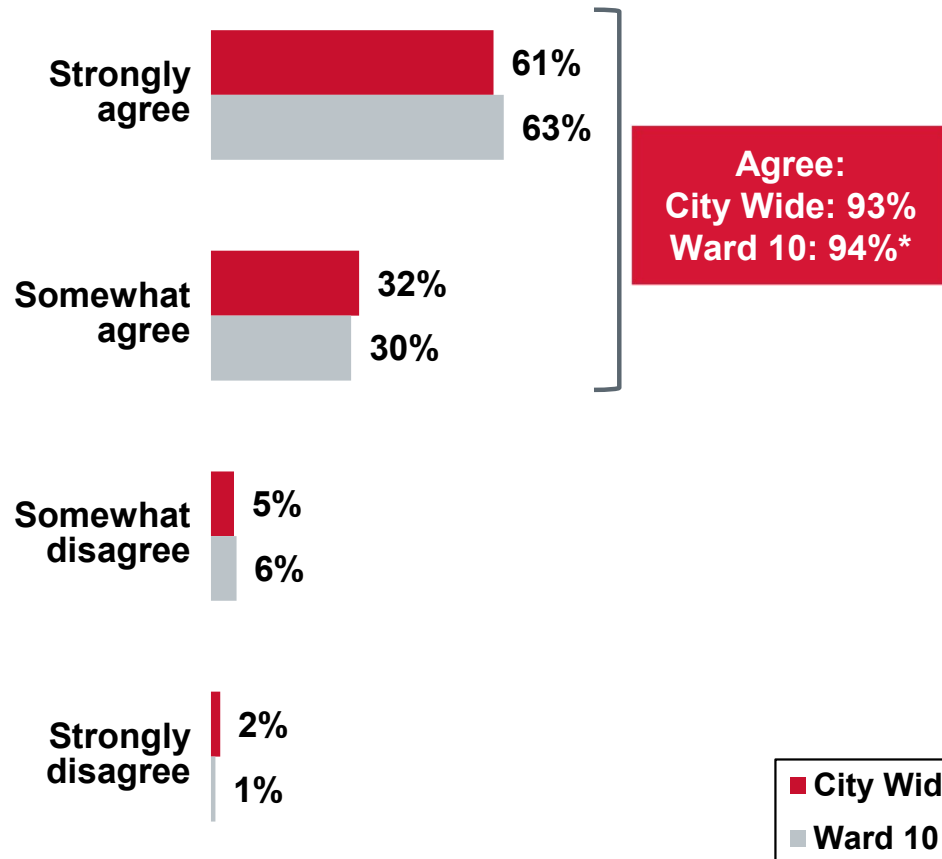
Base: Valid respondents (City Wide: n=2,469 / Ward 10: n=199)

Ward 10 2021

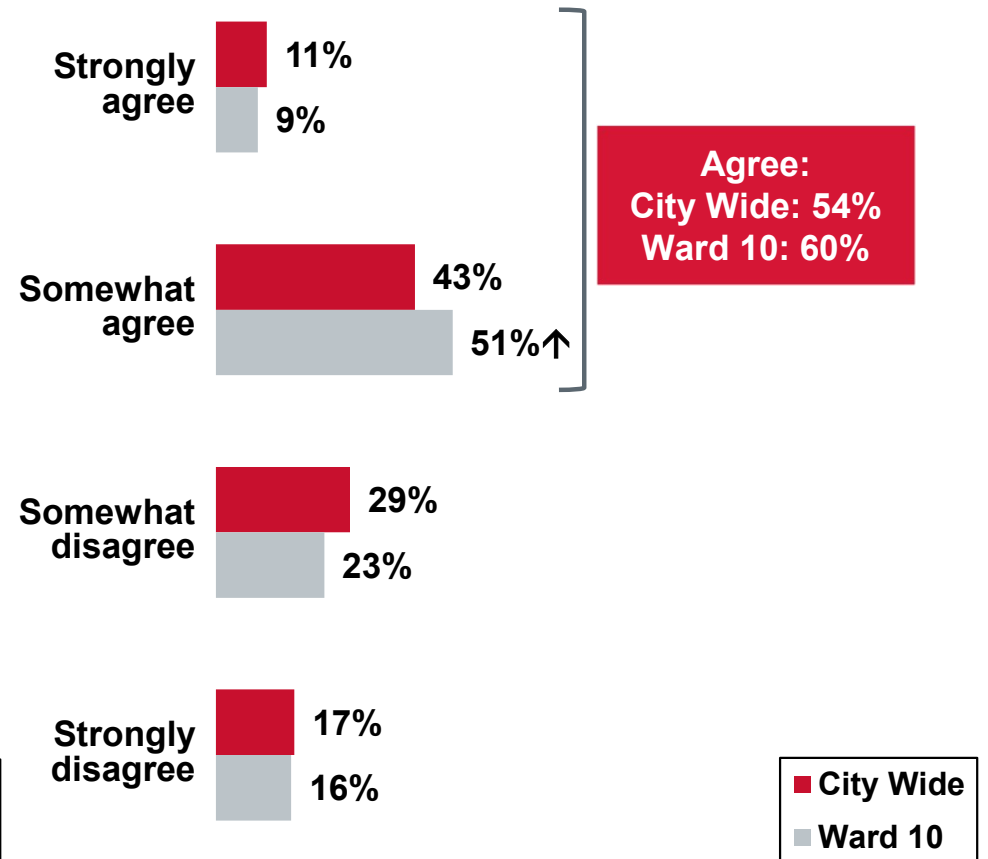
*Rounding

Property Tax Dollar Investment

I am interested in knowing how my property tax dollars are invested in various City services



The City does a good job of providing Calgarians with information about how their property tax dollars are invested in various City services




Please indicate if you strongly agree, somewhat agree, somewhat disagree or strongly disagree with each of the following statements.
Base: Valid respondents (Bases vary)

*Rounding

↑ Statistically higher than City Wide
↓ Statistically lower than City Wide

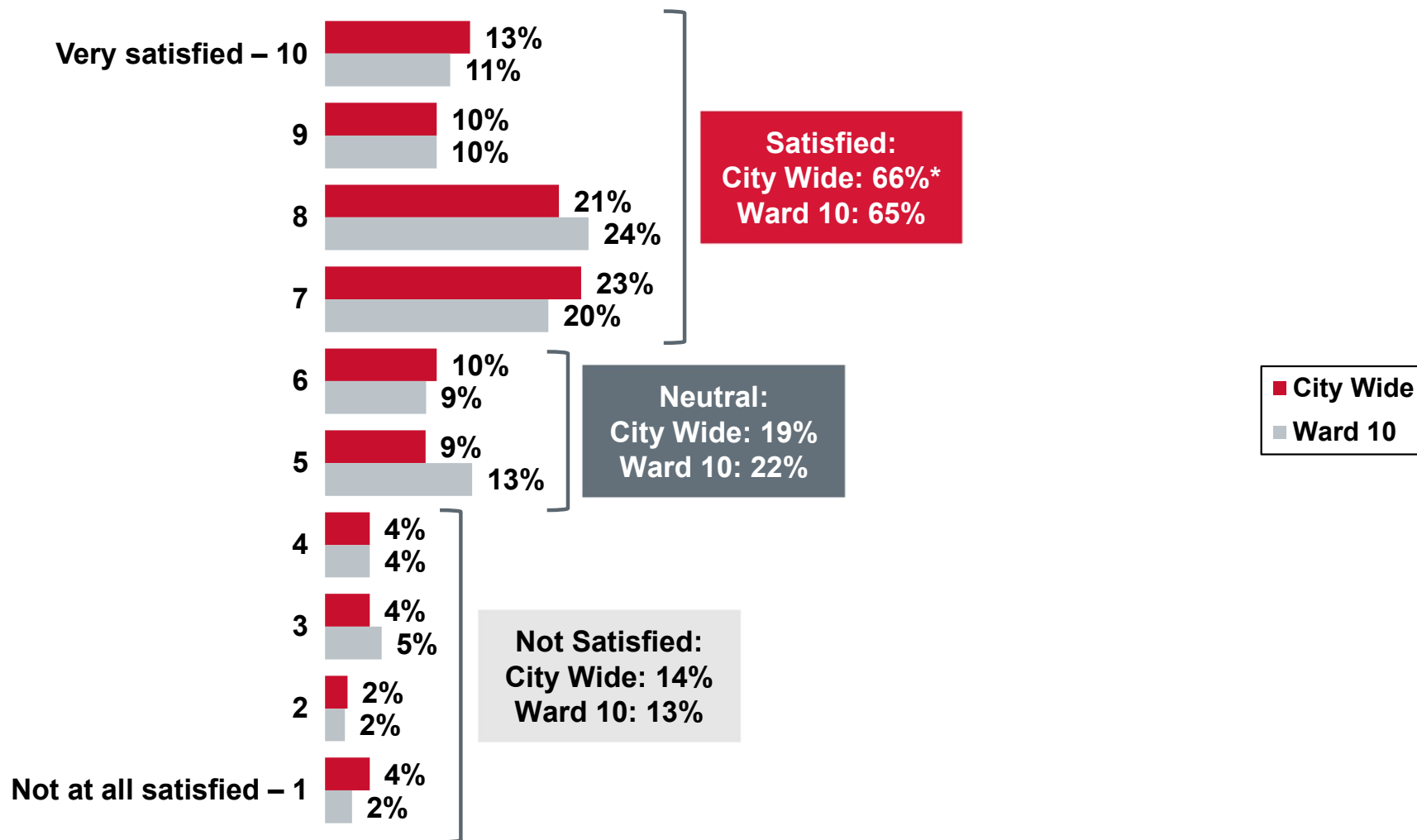


City Customer Service





Satisfaction with the Overall Level and Quality of Customer Service



Now I'd like you to think about any contact you've had with The City of Calgary in the past year. On a scale of 1 to 10 where "1" represents "not at all satisfied" and "10" represents "very satisfied", how satisfied are you with the overall level and quality of customer service provided by The City of Calgary?

Base: Valid respondents who had contact with The City in the last twelve months (City Wide: n=2,305 / Ward 10: n=187)

*Rounding

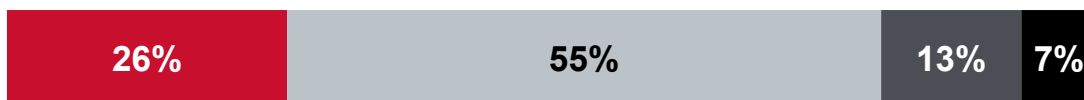
Attitudes Regarding Customer Service

■ Strongly agree
 ■ Somewhat agree
 ■ Somewhat disagree
 ■ Strongly disagree

% Agree

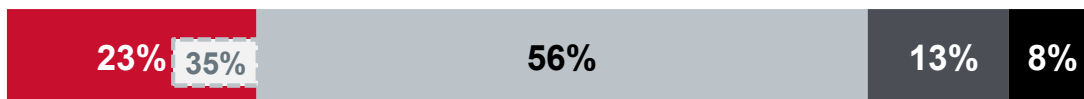
The City of Calgary meets my customer service expectations

City Wide



81%


Ward 10



79%

The City responds quickly to requests and concerns

City Wide



70%

Ward 10



65%*

Thinking about your personal dealings with The City of Calgary, your general impressions and anything you may have read, seen or heard, please tell me whether you agree or disagree with each of the following statements about The City?


Base: Valid respondents (Bases vary)

Ward 10 2021

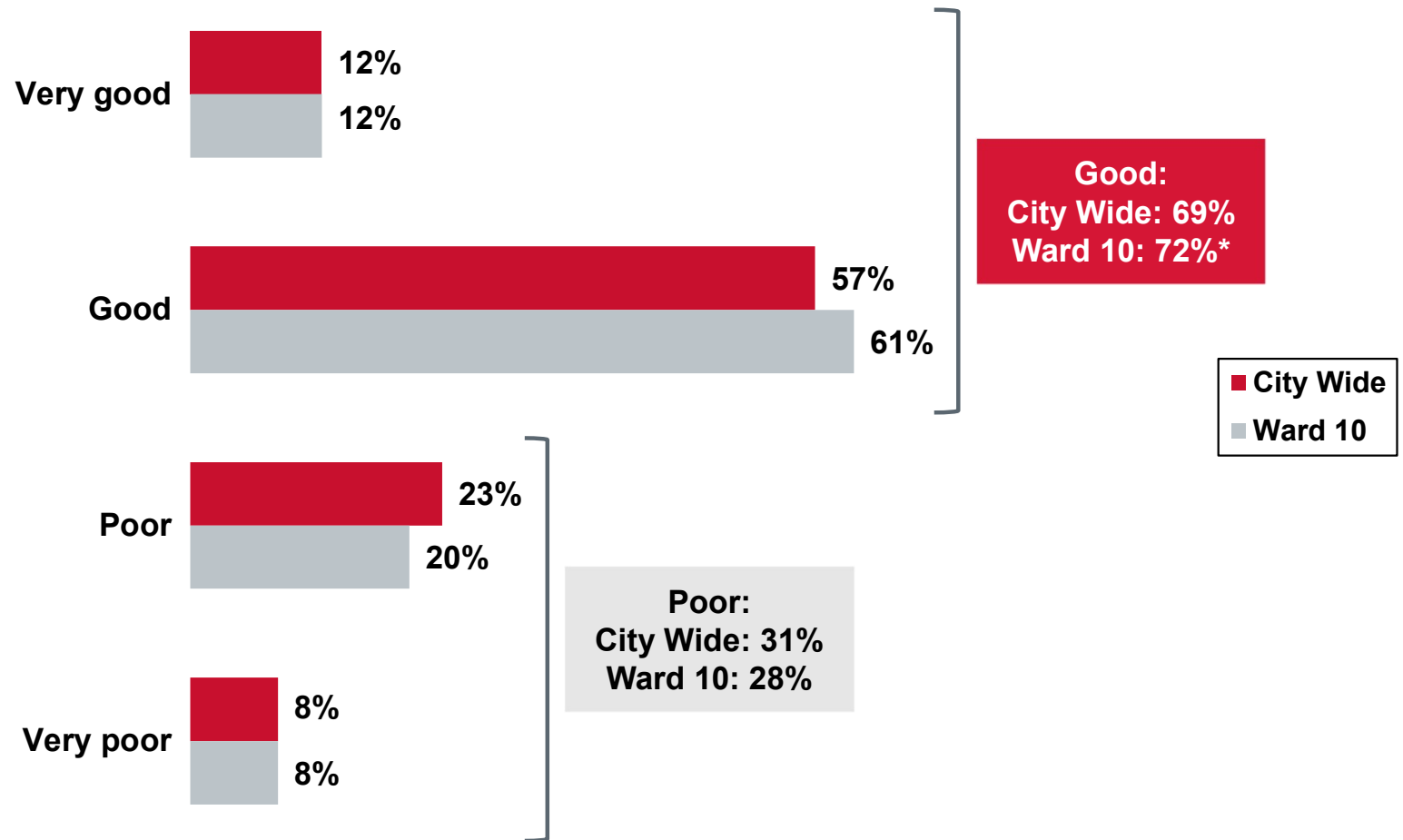
*Rounding



Communication at The City



Overall Communication at The City



Overall, how would you rate The City of Calgary in terms of how well it communicates with Calgarians about its services, programs, policies and plans in the past 6 months? Would you say the communication has been ...?

Base: Valid respondents (City Wide: n=2,490 / Ward 10: n=197)

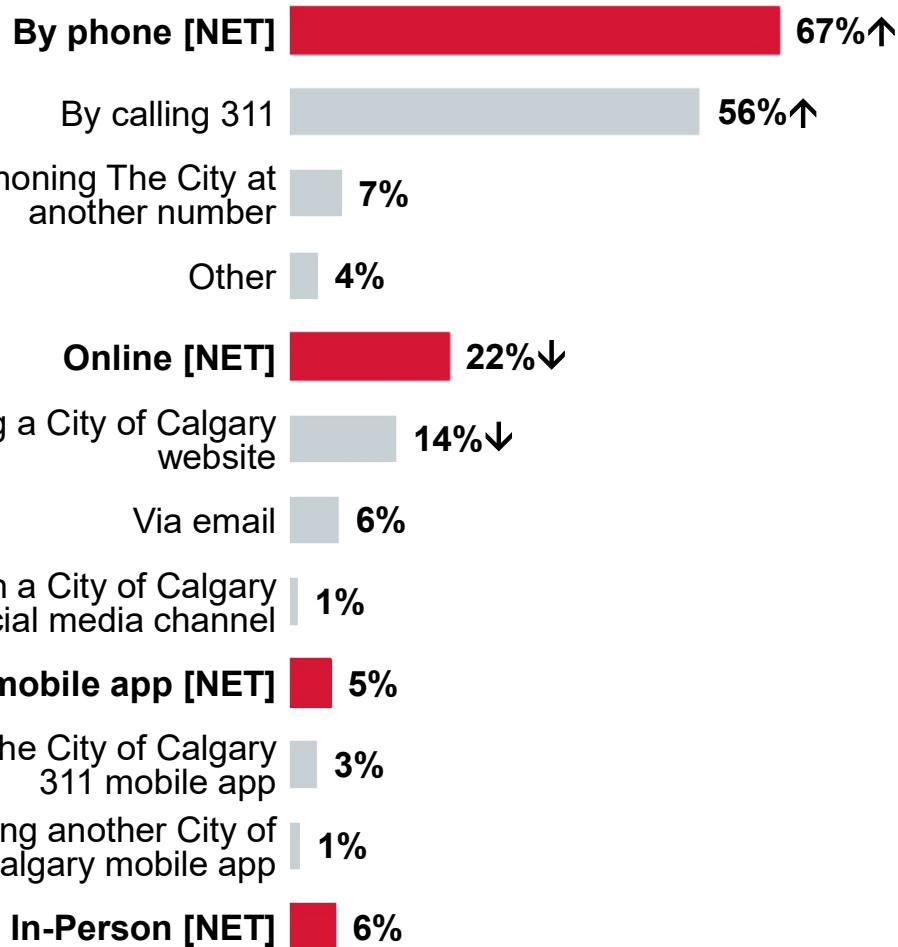

*Rounding

Preferred Method of Contact

Note: A "NET" is a combination of 2 or more mentions that cover a specific theme.

City Wide

Ward 10




What is your preferred way of contacting The City?
 Base: Valid respondents (City Wide: n=2,490 / Ward 10: n=200)

↑ Statistically higher than City Wide
 ↓ Statistically lower than City Wide

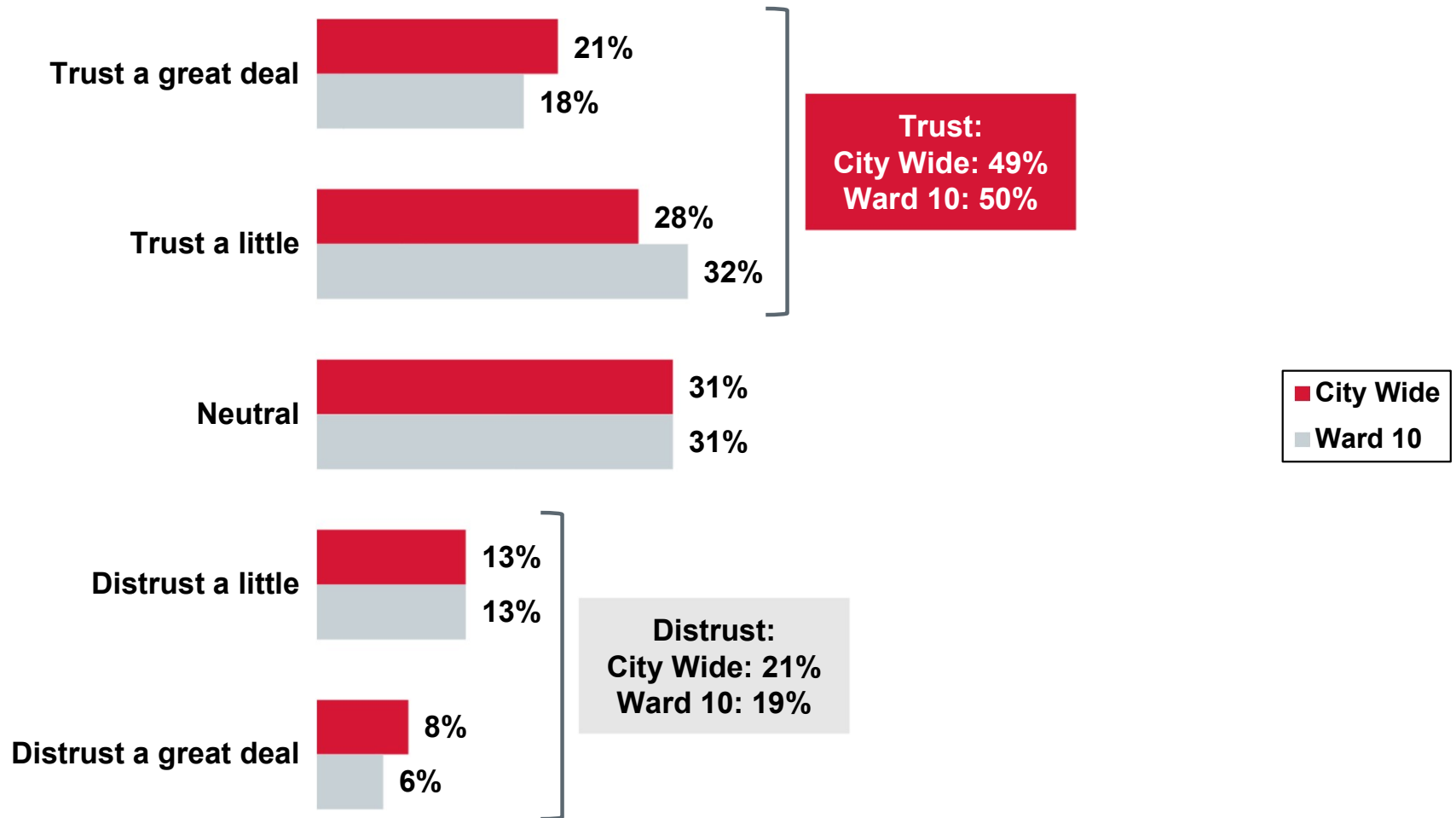


City Reputation and Performance





Trust in The City of Calgary



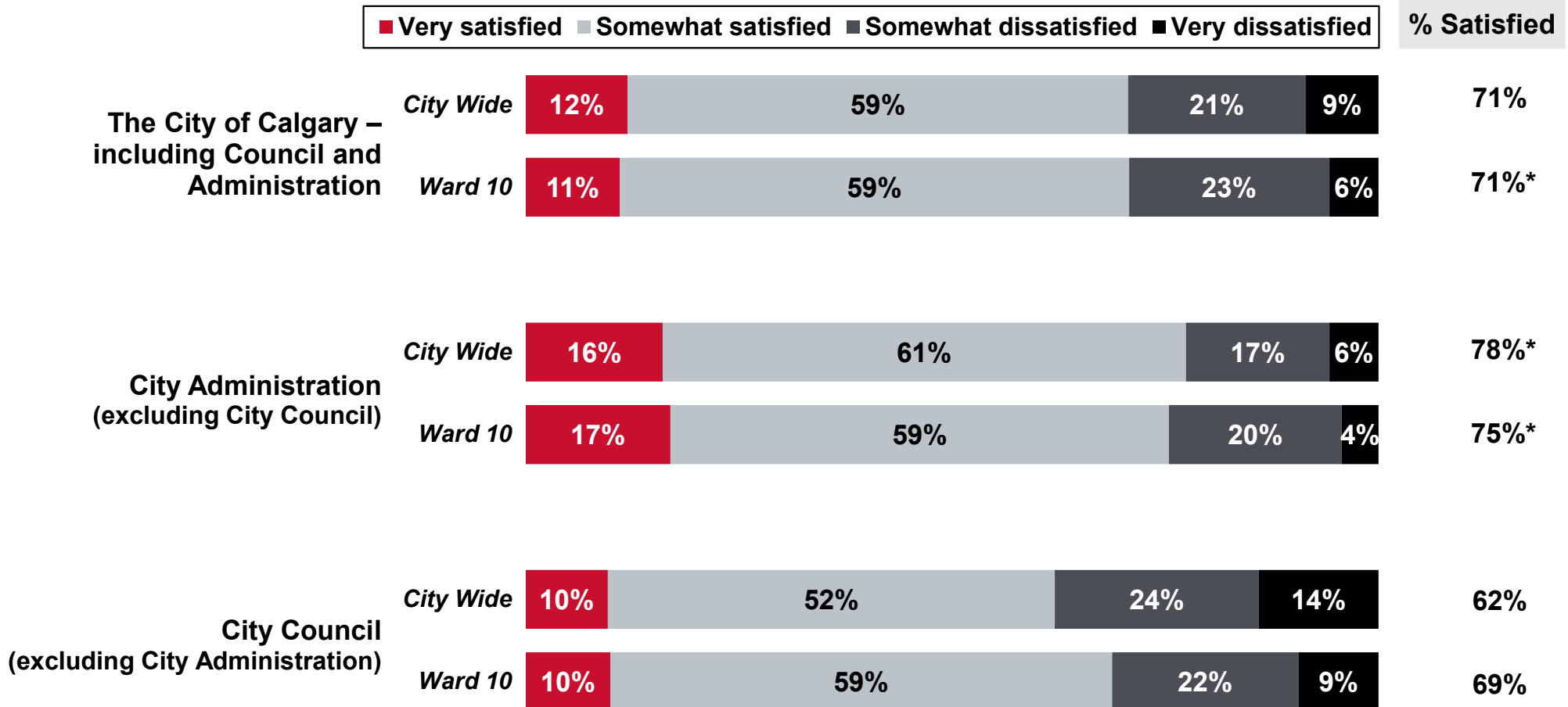
Taking into account all of the things which you think are important, how much do you trust or distrust The City of Calgary?

Base: Valid respondents (City Wide: n=2,494 / Ward 10: n=200)



Perceptions About City Performance

As you may know, **City Council** is made up of elected officials who are the legislative body that govern The City. While **City Administration** is made up of non-elected employees at The City who are responsible for the management and running of local services. In other words, public servants who administer services, facilities, safety and infrastructure for communities.



Taking everything into account, how satisfied or dissatisfied are you with the way [INSERT] is going about running our City?

Base: Valid respondents (Bases vary)

*Rounding

Attitudes Regarding The City

■ Strongly agree
 ■ Somewhat agree
 ■ Somewhat disagree
 ■ Strongly disagree

% Agree


The City of Calgary practices open and accessible government

City Wide



66%*

Ward 10



69%*

The City uses input from Calgarians in decision-making about City projects and services

City Wide



62%

Ward 10



58%*

Thinking about your personal dealings with The City of Calgary, your general impressions and anything you may have read, seen or heard, please tell me whether you agree or disagree with each of the following statements about The City.

Base: Valid respondents (Bases vary)

*Rounding

Perceptions of Input

■ Strongly agree
 ■ Somewhat agree
 ■ Somewhat disagree
 ■ Strongly disagree

% Agree

The City allows Calgarians to have meaningful input into decision-making

City Wide



59%

Ward 10



56%*

Calgarians have enough opportunities to provide input into decision-making about City projects and services+

City Wide



61%

Ward 10



60%

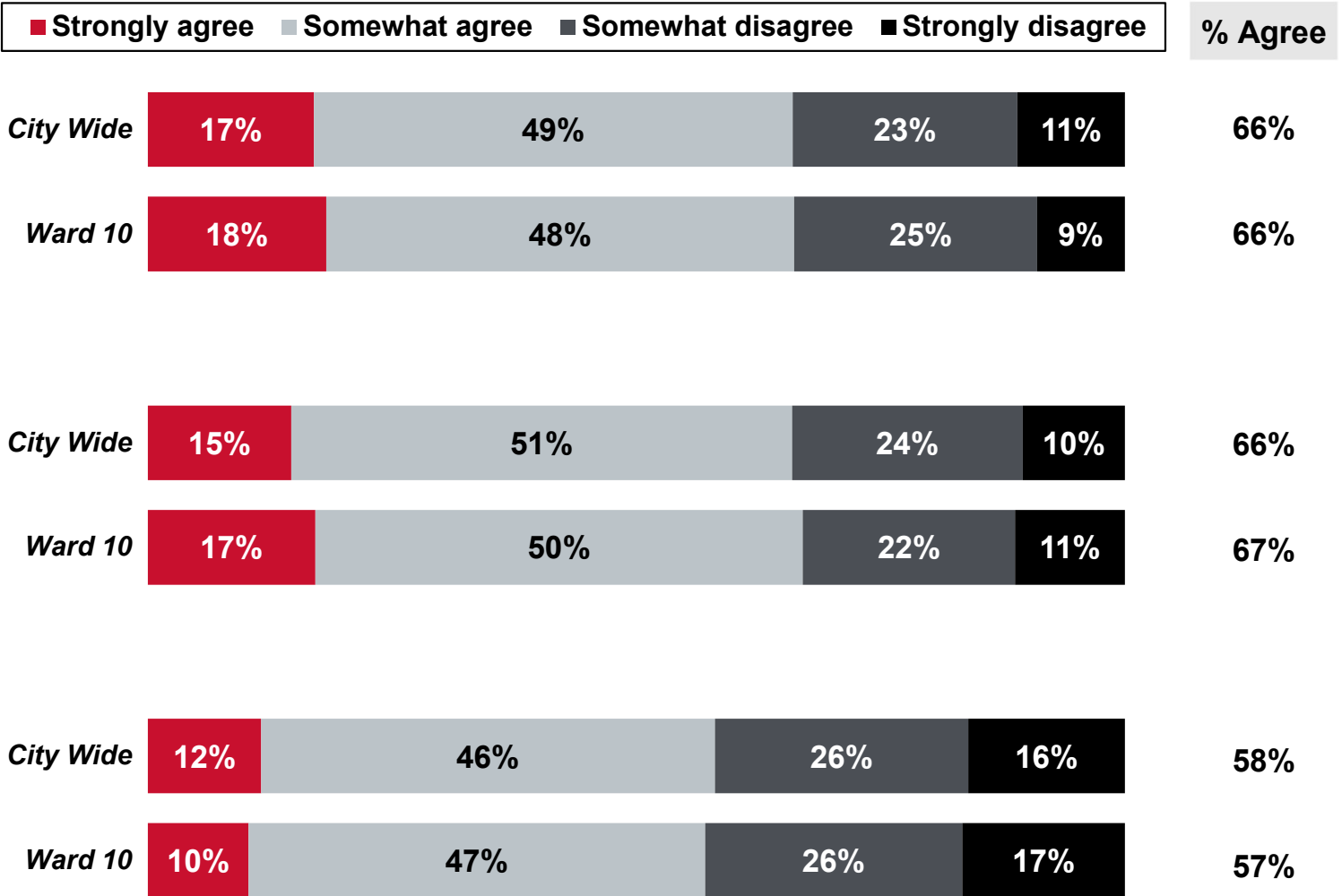
+Statement not measured in Fall 2021

Thinking about your personal dealings with The City of Calgary, your general impressions and anything you may have read, seen or heard, please tell me whether you agree or disagree with each of the following statements about The City.

Base: Valid respondents (Bases vary)

*Rounding

Attitudes Regarding The City




Please tell me whether you agree or disagree with each of the following statements.

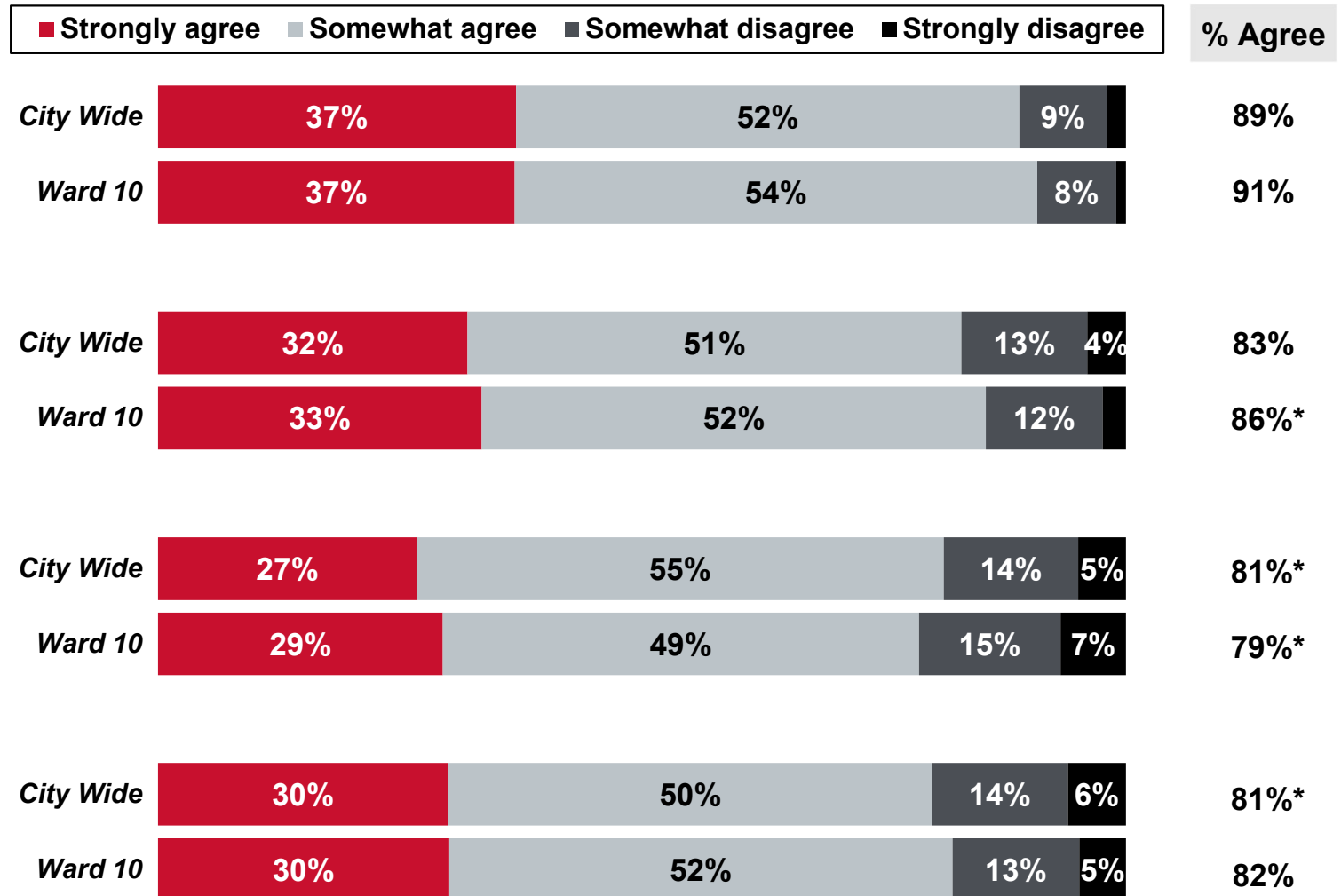
Base: Valid respondents (Bases vary)



Council Focus Areas



Perception The City is Doing a Good Job on Council Focus Areas+



+Question introduced Fall 2022

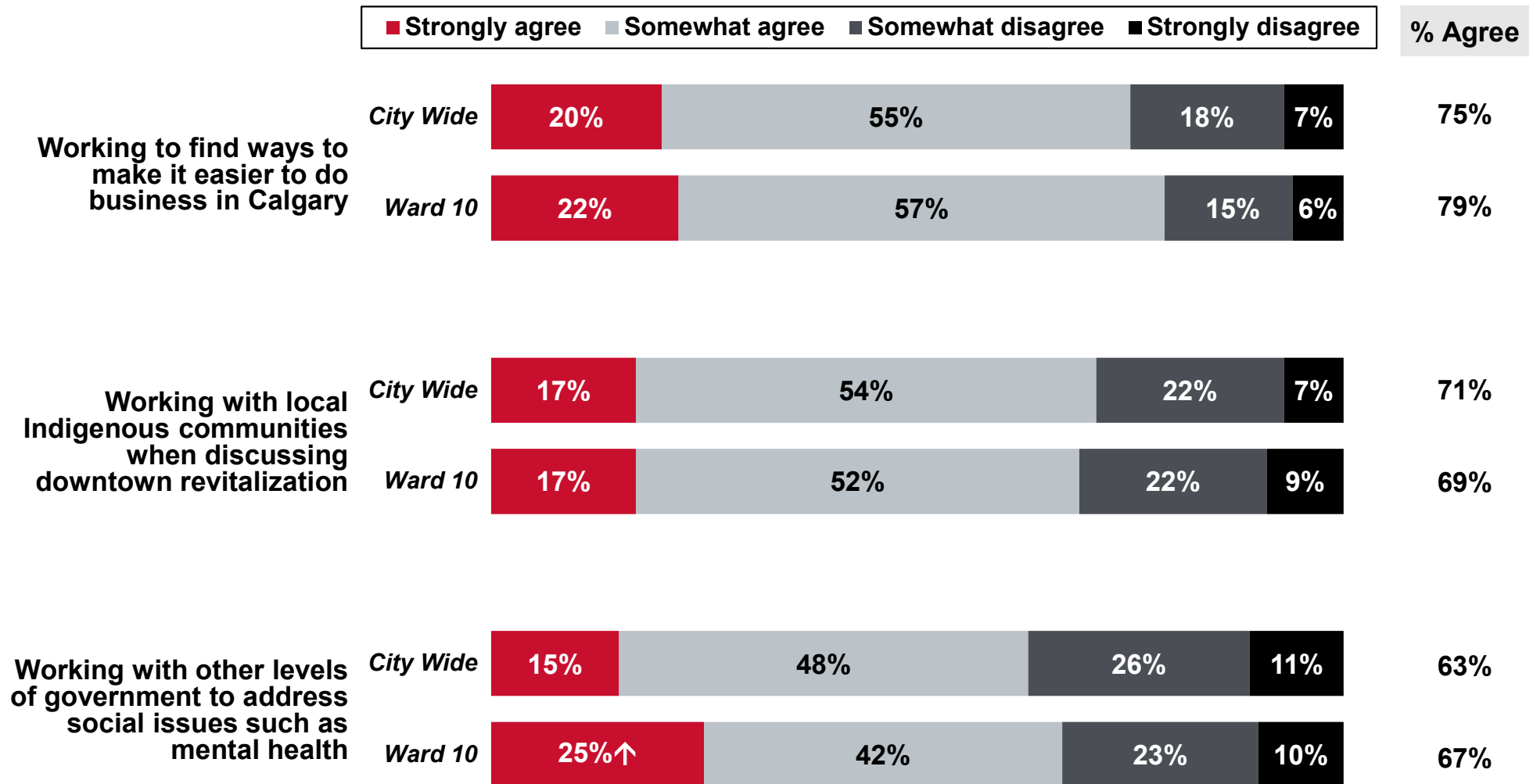
Please tell me whether you agree or disagree that The City of Calgary is doing a good job at each of the following.

Base: Valid respondents (Bases vary)

*Rounding

Data labels of <3% are not shown

Perception The City is Doing a Good Job on Council Focus Areas+ (continued)



+Question introduced Fall 2022


Please tell me whether you agree or disagree that The City of Calgary is doing a good job at each of the following.

Base: Valid respondents (Bases vary)

↑ Statistically higher than City Wide
↓ Statistically lower than City Wide



Respondent Profile



Gender

	City Wide	Ward 10
Female	50%	48%
Male	49%	51%
Prefer to self-describe	1%	1%

LGBTQ2S+ Community

	City Wide	Ward 10
Yes	7%	8%
No	93%	92%

Children or Seniors in Household

	City Wide	Ward 10
Yes – Children	34%	32%
Yes – Seniors	31%	45%

Education

	City Wide	Ward 10
Did not complete high school or equivalent	2%	2%
Completed high school or equivalent	18%	28%
Completed a Registered Apprenticeship or other trades certificate or diploma	8%	13%
Completed a college or other non-university certificate or diploma	19%	29%
Completed a university certificate, diploma or degree	53%	28%

Household Income

	City Wide	Ward 10
Less than \$30,000	7%	7%
\$30,000 to <\$45,000	8%	15%
\$45,000 to <\$60,000	10%	16%
\$60,000 to <\$75,000	7%	13%
\$75,000 to <\$90,000	7%	9%
\$90,000 to <\$105,000	11%	10%
\$105,000 to <\$120,000	9%	7%
\$120,000 to <\$150,000	12%	12%
\$150,000 to <\$200,000	16%	6%
\$200,000+	14%	4%

Age

	City Wide	Ward 10
18 to 24	11%	9%
25 to 34	19%	21%
35 to 44	18%	12%
45 to 54	18%	15%
55 to 64	13%	12%
65 or older	21%	31%
Mean	47.1	50.2

Base: Valid respondents (Bases vary)

Respondent Profile (continued)

Tenure in Calgary

	City Wide	Ward 10
Less than 5 years	7%	5%
5 to <10 years	9%	9%
10 to <15 years	9%	5%
15 to <20 years	10%	13%
20 to <30 years	22%	24%
30 to <40 years	15%	8%
40 years or more	28%	36%
Mean	27.9	30.4

Type of Dwelling

	City Wide	Ward 10
Single-detached house	68%	74%
Apartment or apartment-style condominium	14%	5%
Duplex, triplex or fourplex	9%	13%
Townhouse or rowhouse	8%	7%
Another type of multi-dwelling unit	1%	1%

Household Size

	City Wide	Ward 10
1	16%	17%
2	33%	29%
3	18%	13%
4	20%	26%
5 or more	14%	16%
Mean	2.9	3.1

Responsible for Property Taxes

	City Wide	Ward 10
Yes	87%	87%
No	13%	13%

Own or Rent

	City Wide	Ward 10
Own	74%	75%
Rent	23%	24%
Other	3%	1%

Base: Valid respondents (Bases vary)

Respondent Profile (continued)

Born in Canada

	City Wide	Ward 10
Yes	72%	69%
No	28%	31%

Age Arrived in Canada

Base: Not born in Canada	City Wide	Ward 10
Under the age of 18	36%	27%
18 to 49	64%	72%
50 or older	1%	1%

Date of Arrival in Canada

Base: Not born in Canada	City Wide	Ward 10
Within the past five years	18%	18%
More than five years ago	82%	82%

Indigenous

Multiple mention	City Wide	Ward 10
Yes – First Nations	1%	3%
Yes – Metis	2%	3%
Yes – Inuit	<1%	0%
Yes – prefer to self-describe	1%	1%
No	96%	93%

Racialized

	City Wide	Ward 10
Yes	27%	34%
No	72%	65%
Prefer to self-describe	1%	1%

Disability in Household

	City Wide	Ward 10
Yes – myself	11%	13%
Yes – someone in my household	9%	12%
No	80%	75%

Base: Valid respondents (Bases vary)

Respondent Profile (continued)

Employment Status

Multiple mention	City Wide	Ward 10
Full time employed or self employed	54%	44%
Part time employed or self-employed	12%	9%
Retired	20%	29%
Looking after home and/or family	3%	6%
Unable to work because of sickness or disability	3%	4%
Unemployed	3%	5%
Doing unpaid or voluntary work	1%	0%
Student	6%	4%

Own or Operate a Business

Base: Among those in the workforce	City Wide	Ward 10
Own and operate a business	16%	20%
Own a business	3%	1%
Operate a business	2%	5%
No	79%	74%

Base: Valid respondents (Bases vary)

Contact

Krista Ring
Manager of Web, Research & Projects
The City of Calgary
403-268-9963 | 403-988-9425
Krista.Ring@Calgary.ca