



SNIC Pathways and Walkways Survey

REPORT: April 2018

Prepared for The City of Calgary by:

Contact:

Jamie Duncan
Vice President
Ipsos
587.952.4863
jamie.duncan@ipsos.com
700 6th Ave SW, Suite 1950
Calgary, AB T2P 0T8

Marina Gilson
Director
Ipsos
778.373 5046
marina.gilson@ipsos.com
200 – 1285 W Pender St
Vancouver, BC V6E 4B1

Table of Contents

Methodology	3
Summary of Findings	5
Characteristics and Attitudes towards the Survey	12



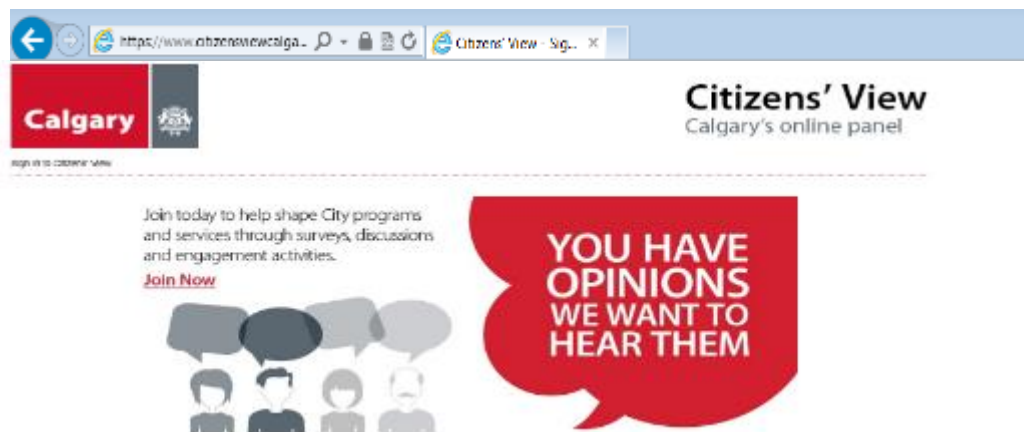
Methodology

Ipsos conducted an online survey with Citizens' View panelists.

Citizens' View is an online panel that encourages citizens to participate in shaping City of Calgary programs and services through surveys, discussions and engagement activities.

The survey was launched on March 12 to 3,346 panelists. A total of 1,303 panelists completed the survey before March 19.

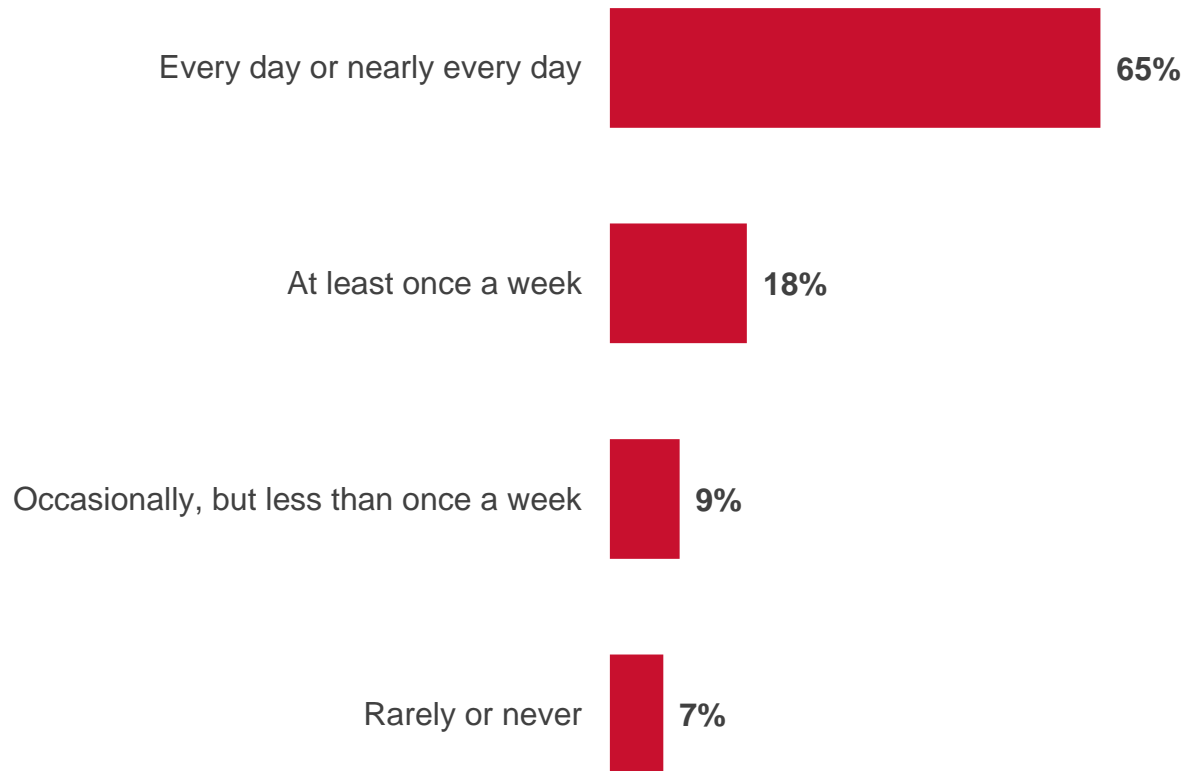
The following findings may not be statistically representative of all Calgarians. The work is exploratory as a result of the make up of panelists currently on the Citizens' View panel. The results should be regarded as directional and should not be projected to the larger population without research with a representative sample of citizens.





Summary of Findings

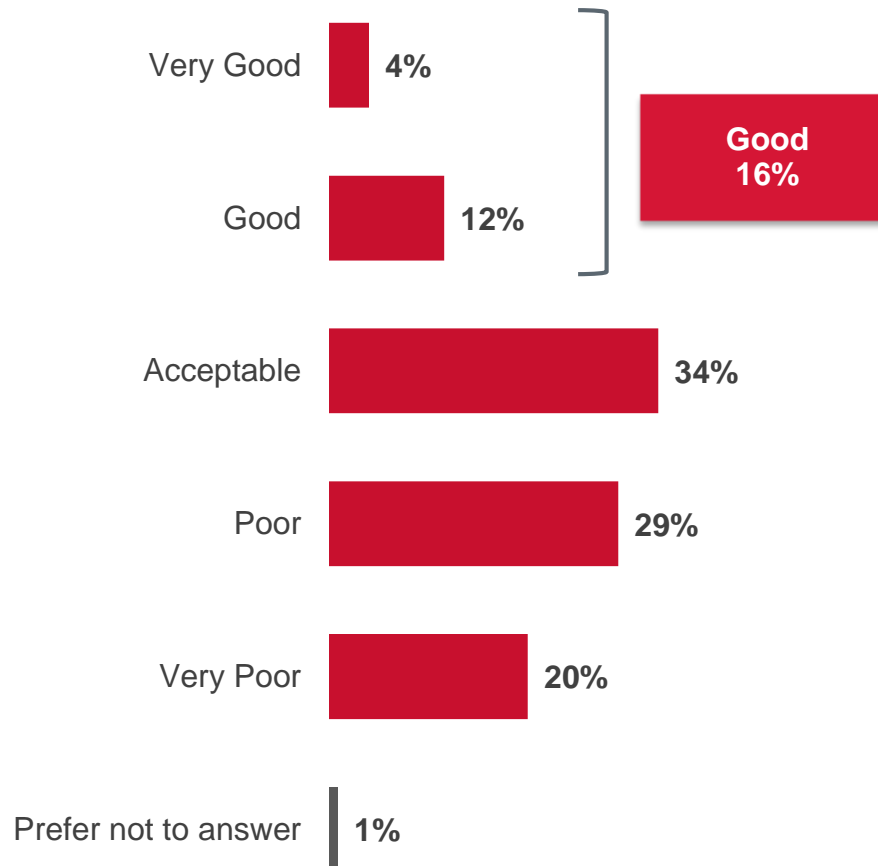
Frequency of Active Travel During Icy or Snowy Conditions



Q1. In the winter when conditions are icy or snowy, how often do you travel on public sidewalks and pathways by foot, bicycle, skateboard, scooter, wheelchair etc.?

Base: Total Respondents (n=1,303)

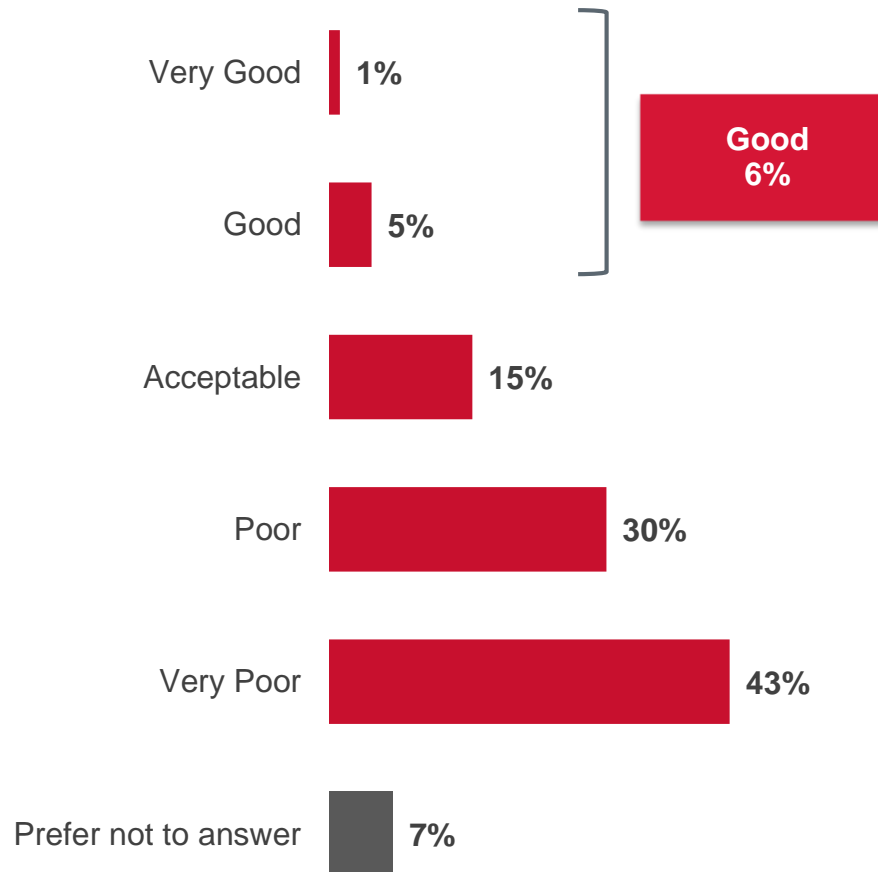
Rating of The City of Calgary for Providing Safe Conditions for Users of Sidewalks and Pathways Who Do Not Have Mobility Challenges



Q2. How would you rate the job that the City of Calgary does during times of icy and/or snowy winter conditions when it comes to providing safe conditions for pedestrians, cyclists and other users of sidewalks and pathways who do not have mobility challenges?

Base: Total Respondents (n=1,303)

Rating of The City of Calgary for Providing Safe Conditions for Users of Sidewalks and Pathways Who Have Mobility Challenges



Q3 How would you rate the job that the City of Calgary does during times of icy and/or snowy winter conditions when it comes to providing safe conditions for pedestrians, cyclists and other users of sidewalks and pathways who have mobility challenges?

Base: Total Respondents (n=1,303)

Agreement with City of Calgary Actions to Improve Safety Conditions During Icy or Snowy Times

■ Strongly agree
 ■ Somewhat agree
 ■ Somewhat disagree
 ■ Strongly disagree
 ■ Prefer not to answer

Agree

Increase enforcement of City bylaws and issue fines to homeowners and businesses that do not remove snow from sidewalks



77%

Create a fine structure for homeowners and businesses that do not remove snow from the sidewalks in front of the properties



77%

Increase the budget for snow and ice removal on sidewalks



72%

Partner with Community Associations to identify high priority areas to be cleared and pass on the cost of clearing through a community levy



56%

Increase priority for clearing sidewalks and pathways, even if it means that some streets might not be cleared as quickly



52%

Change the bylaw to require property owners to clear windrows from wheelchair ramps



42%

Change the bylaw to require homeowners to clear walkways and lane aprons



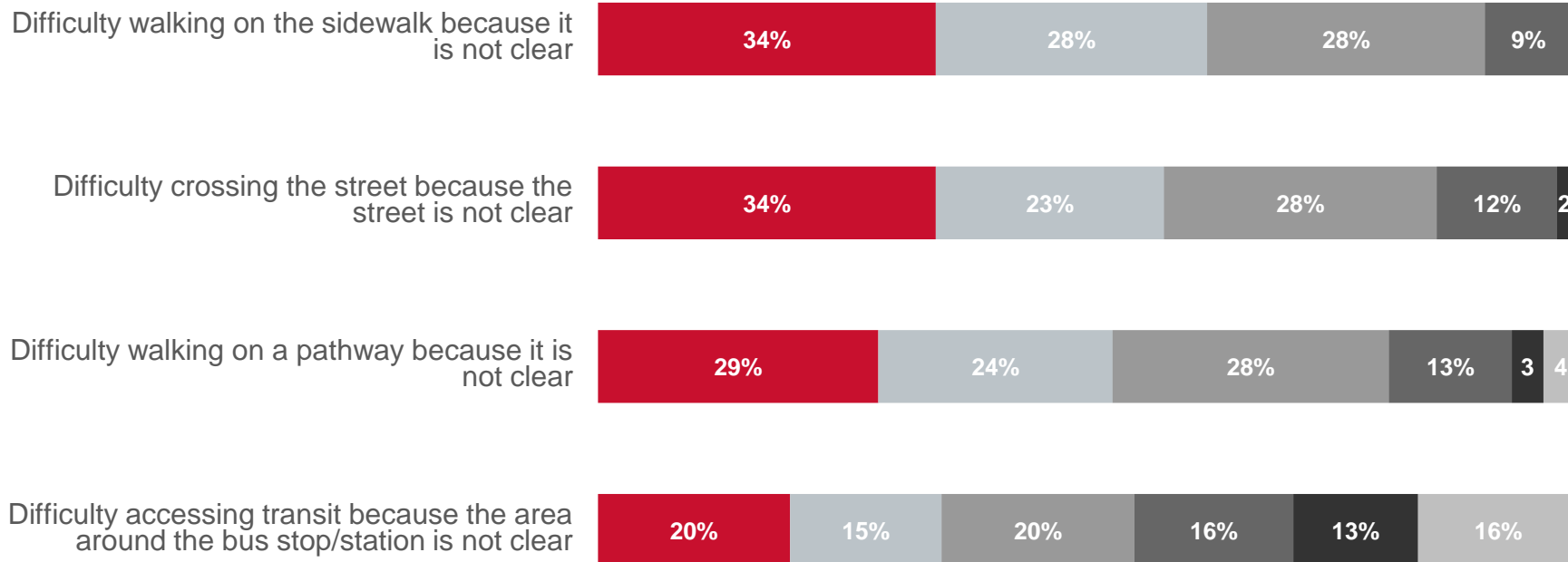
42%

Q4. There are decisions and actions that the City of Calgary could make to improve safety conditions during these times. How much do you agree or disagree that the City should take the following actions?.

Base: Total Respondents (n=1,303)

Frequency of Experiencing Difficulties During Icy or Snowy Conditions

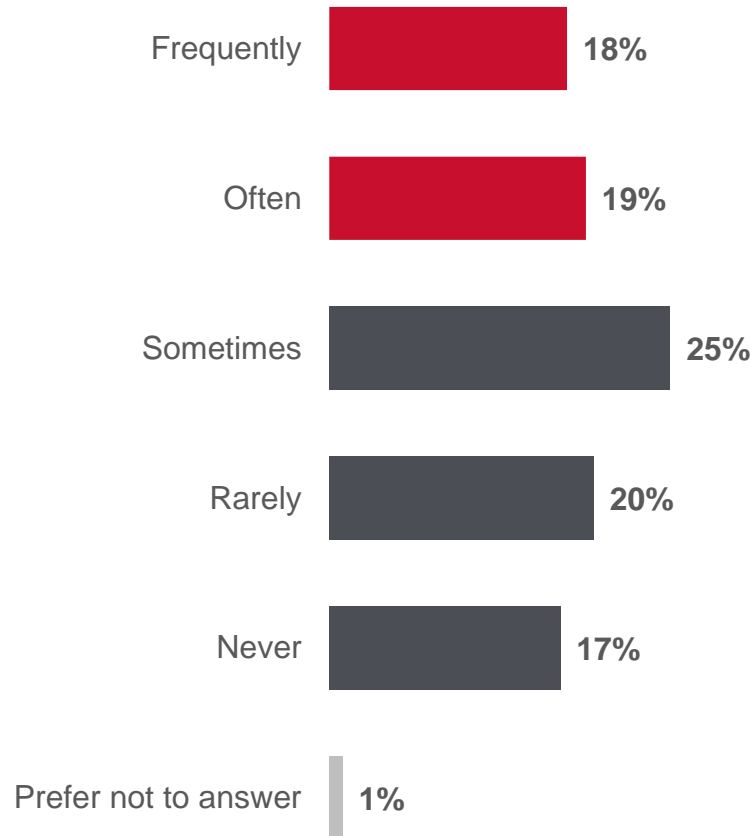
■ Frequently
 ■ Often
 ■ Sometimes
 ■ Rarely
 ■ Never
 ■ Prefer not to answer



Q5. When walking on City sidewalks and pathways during icy or snowy conditions, how often have you experienced...

Base: Respondents who travel on public sidewalks and pathways by foot, bicycle, skateboard, scooter, wheelchair etc. at least occasionally (n=1,210)

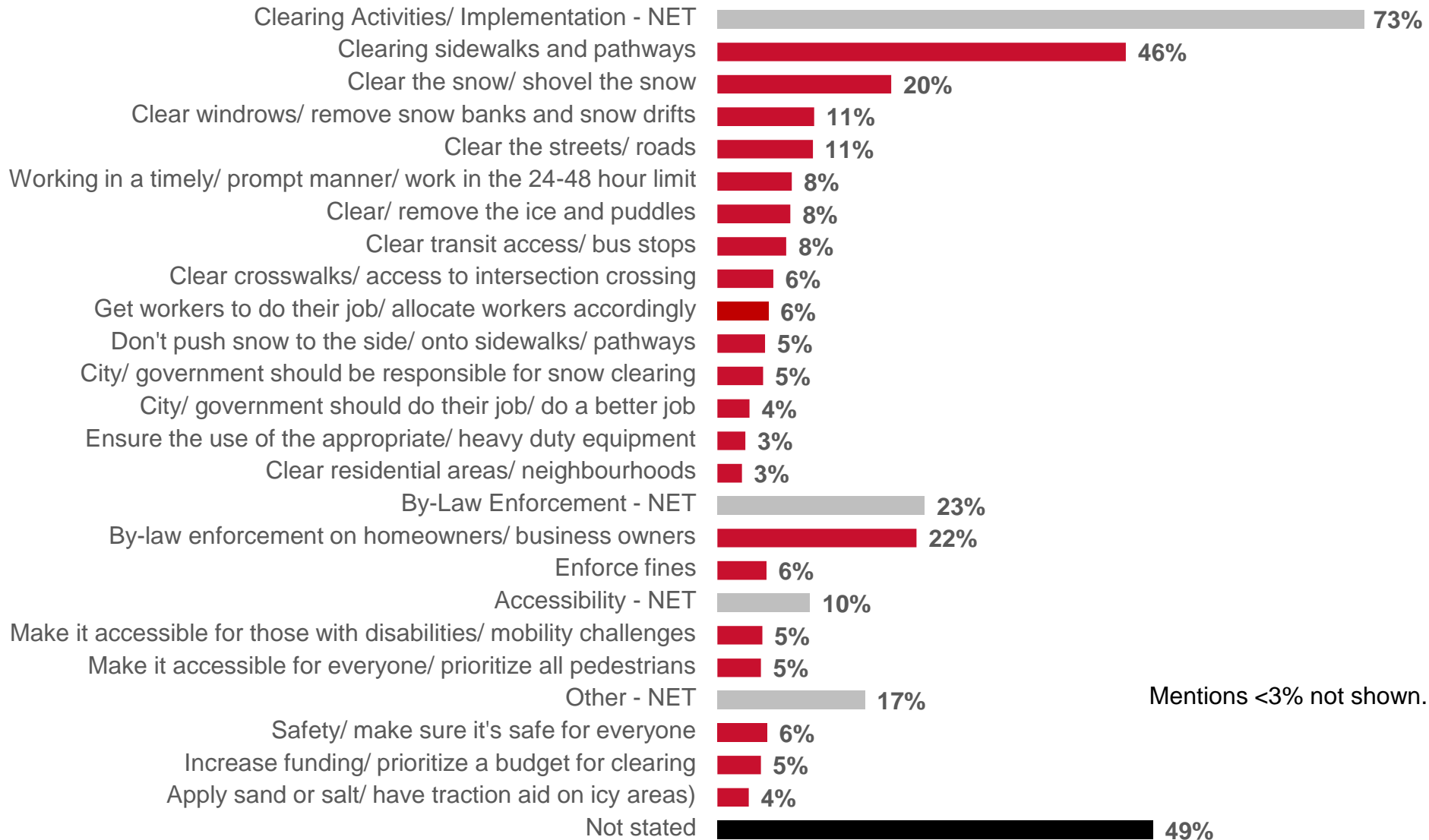
Frequency of Deciding Not to Travel on Foot Because of Concerns that Sidewalk or Pathway Will Not Be Cleared of Snow and Ice



Q6. During icy and/or snowy conditions, how often do you decide **not to travel on foot** because you are concerned that the sidewalk or pathway will not be cleared of snow and ice?

Base: Respondents who travel on public sidewalks and pathways by foot, bicycle, skateboard, scooter, wheelchair etc. at least occasionally (n=1,210)

How to Most Improve Experience



Q7. If the City of Calgary were to do one thing that would most improve your experience using sidewalks or pathways during icy or snowy conditions, what would it be? Please be specific about what would be done and when. (Optional)

Base: Total Respondents (n=1,303)



Characteristics and Attitudes toward the Survey

Agreement with Statements about the Survey

■ Strongly agree ■ Somewhat agree ■ Somewhat disagree ■ Strongly disagree ■ Prefer not to answer

The time required to complete this survey was acceptable for me.



This survey was easy for me to complete.



The topic of this survey was interesting to me.



Q12 Please indicate your level of agreement or disagreement with the following statements..

Base: Total Respondents (n=1,303)

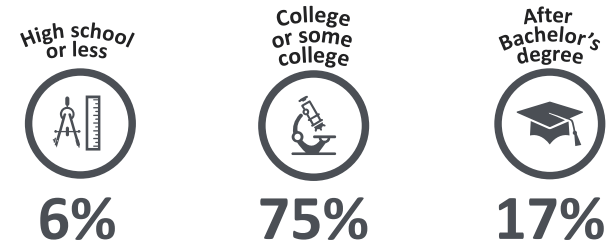
Demographic Characteristics

Gender

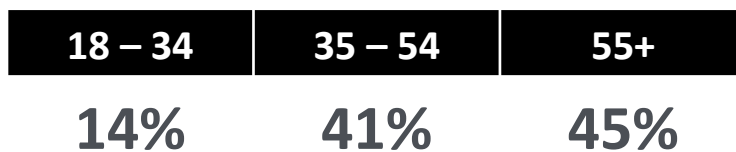


(Prefer not to answer 3%)

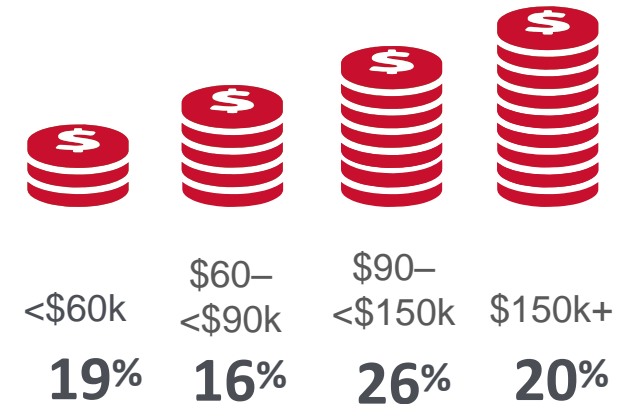
Education



Age



Income




(Prefer not to answer 19%)

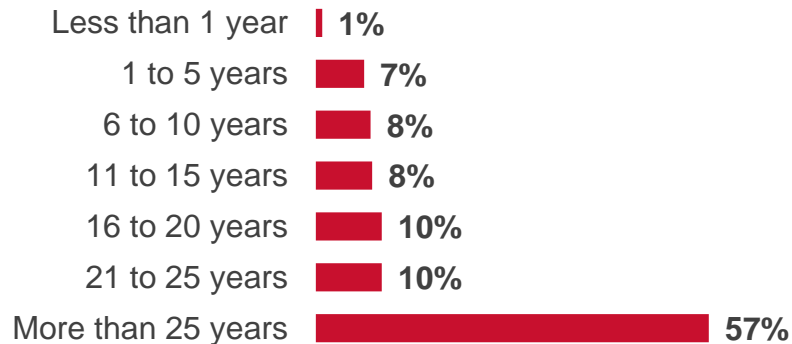
Base: Total Respondents (n=1,303)

Family Characteristics

Household Size



Lived in The City of Calgary...



Own
81%

Rent
14%

Other
3%

Prefer not
to answer
2%



Base: Total Respondents (n=1,303)