



Calgary



2022 Citizen Perspectives Survey Report

COVID-19 Snapshot 19

November 29, 2022

Prepared by:

The Corporate Research Team
Customer Service & Communications
The City of Calgary
research@calgary.ca

Highlights at a Glance*

THE CITY'S COVID-19 RESPONSE

66% Satisfied with The City's response



47% Trust The City to respond successfully to a future pandemic

FACE MASKING



Frequency of **wearing a face covering** in public where not required . . .

Always

12%

Usually

11%

Sometimes

28%

Never

49%

[↑ from **41%**]

COVID-19 PANDEMIC IMPACTS

58%

Agree they have experienced a **negative impact on personal relationships** due to differing opinions about COVID-19



30%

Stressful to be in public in previous month



62% Agree they are concerned about a **wave of COVID-19** in Alberta this winter

COMFORT AT EVENTS AND ON TRANSIT

44%

[↓ from **57%**]

Attended an outdoor event with a large crowd in previous 2 months



59%

[↑ from **47%**]

Attended an indoor event with a large crowd in previous 2 months

Comfortable with:

73% Attending an **indoor event** with a large crowd

65% Riding a **bus or CTrain** now that masks are not required

77% Attending an in-person event such as **City engagement** or a **research focus group**

*Data collection: November 1 - 10, 2022; comparisons are to the last survey "COVID-19 Snapshot 18" (data collection August 2 - 12, 2022).

Table of Contents

Highlights at a Glance	2
Background and Methodology	4
Key Findings	6
Detailed Findings	9
Opinions about The City's COVID-19 Response ..	10
Concern about COVID-19 and the Pandemic	14
Impacts of the COVID-19 Pandemic	27
Moving Forward	42
Working from Home and Return to Work Site	56
Demographics	59
COVID-19 Pandemic Timeline	62
Questionnaire	65

Background and Methodology

Background

The City of Calgary surveys citizens about their opinions, preferences, and attitudes in order to help support data-driven City decision-making. The Citizen Perspectives Survey is one of the ways by which data are collected, and this survey is conducted multiple times throughout the year. Since April 2020, The City has used the Citizen Perspectives Survey to better understand Calgarians' opinions, beliefs, and concerns about the COVID-19 pandemic. This report presents the results of The City's nineteenth COVID-19 Snapshot survey.

Methodology

The survey was conducted by Advanis November 1 - 10, 2022 with 500 Calgarians (aged 18 years or older) via phone using random digit dialing (RDD). The survey was conducted using numbers from both landlines (14% of completed surveys) and cell phones (86%) to obtain a random and statistically representative sample of Calgarians. The survey averaged 14 minutes in duration. The margin of error (MOE) for the total sample of $n=500$ is ± 4.4 percentage points, 19 times out of 20.

To ensure the data were gathered from a representative group of Calgarians, sample quotas were set by age, gender, and city quadrant of the general population aged 18 and older. Data were then weighted to the 2019 Civic Census for age and gender.

Where applicable, results from the previous eighteen Snapshots are shown for comparison purposes. Where a difference from the previous Snapshot is statistically significant, it is noted with an arrow: ↓ or ↑

Background and Methodology – cont'd

Data Collection Dates

Survey	Data collection dates	n=
COVID-19 Snapshot 1	April 29 - May 5, 2020	400
COVID-19 Snapshot 2	May 19 - 25, 2020	400
COVID-19 Snapshot 3	June 8 - 14, 2020	500
COVID-19 Snapshot 4	July 2 - 10, 2020	500
COVID-19 Snapshot 5	August 18 - 25, 2020	500
COVID-19 Snapshot 6	September 28 - October 8, 2020	500
COVID-19 Snapshot 7	November 9 - 15, 2020*	500
COVID-19 Snapshot 8	January 14 - 24, 2021	500
COVID-19 Snapshot 9	March 11 - 19, 2021	500
COVID-19 Snapshot 10	May 6 - 13, 2021	500
COVID-19 Snapshot 11	July 15 - 22, 2021	500
COVID-19 Snapshot 12	October 6 - 17, 2021	500
COVID-19 Snapshot 13	November 3 - 14, 2021*	500
COVID-19 Snapshot 14	December 2 - 12, 2021	500
COVID-19 Snapshot 15	January 19 - 27, 2022	500
COVID-19 Snapshot 16	March 17 - 25, 2022	500
COVID-19 Snapshot 17	May 9 - 19, 2022	500
COVID-19 Snapshot 18	August 2 - 12, 2022	500
COVID-19 Snapshot 19	November 1 - 10, 2022	500

The approximate timing of the six waves** of the pandemic is noted in the charts as:

Wave 1 (W1)

Wave 2 (W2)

Wave 3 (W3)

Wave 4 (W4)

Wave 5 (W5)

Wave 6 (W6)

*No interviewing on November 11 (Remembrance Day)

**Source: <https://www.chi-csm.ca/> (Centre for Health Informatics, Cumming School of Medicine, University of Calgary); May 27, 2021, October 29, 2021, January 28, 2022 and June 1, 2022.

Key Findings



Key Findings

While survey results indicate Calgarians are more at ease with COVID-19 than at any point during the pandemic, they also reveal that some Calgarians are still concerned about it and are experiencing negative impacts of the pandemic.

- Results indicating Calgarians are less concerned than in the past about COVID-19 include:
 - Seven-in-ten Calgarians (71%) think we should move past COVID-19 being treated as a pandemic and instead treat it as part of everyday life.
 - Finding it stressful to be in public is the lowest to date at 30%, down from 66% in May 2020.
 - Wearing a face mask to protect against COVID-19 (where not required) is mentioned by fewer people than in August (43% vs. 50%, respectively), as is avoiding being around other people/crowded places (21% vs. 33%).
 - The proportion who say they always wear a face mask where not required by a business or organization has been declining since March of this year, from 30% to 12%, and the proportion who never wear one is up to 49% from 32% in March.
 - More Calgarians now say they are or would be comfortable attending an outdoor event with a large crowd over the next couple of months (76%, up from 50% in July 2021 when this question was first asked). Similarly, the proportion of Calgarians who are or would be comfortable attending an indoor event with a large crowd over the next couple of months is at its highest since July 2021 (73%, up from 36%).
 - More Calgarians now say they are or would be comfortable attending an indoor event such as a City in-person public engagement event or a research focus group about a City project or issue in the next three months and it is the highest since the question was first asked in July 2021 (77%, up from 58%).
 - Viewing COVID-19 as a major threat to Calgary's economy is the lowest it has been since the beginning of the pandemic, at 41%.
 - More Calgarians now say COVID-19 is not a threat to their personal financial situation (41%, up from 17% at the beginning of the pandemic).
 - Seeing COVID-19 as a major threat to the overall health of Calgary's population and to day-to-day life in one's community are the lowest to date (34% and 19%, respectively).

Key Findings – cont'd

- Results suggesting some Calgarians are still concerned about COVID-19 and/or are experiencing negative impacts of the pandemic as of November this year include:
 - There is still concern among Calgarians that they and/or someone they know will become ill from COVID-19 (46% oneself, 50% a household member and 67% a family member or friend not living in their household).
 - Around three-fifths (62%) agree they are concerned there will be another wave of COVID-19 in Alberta this winter, with 30% 'strongly' agreeing.
 - Two-fifths (41%) of Calgarians see COVID-19 as currently being a major threat to Calgary's economy and as many (42%) view it as a minor threat. Only around one-tenth (12%) of Calgarians say it is not a threat to our economy at this time.
 - For around one-fifth (22%) of Calgarians, COVID-19 is seen as a major threat to their personal financial situation at this point in time and another 35% say it is a minor threat.
 - The majority of Calgarians see COVID-19 as at least a minor threat to their physical health (45% minor and 22% major), to their mental health (36% minor and 29% major), to the health of Calgary's population overall (44% minor and 34% major) and to day-to-day life in their community (46% minor and 19% major).
 - Nearly one-third (30%) of Calgarians say that at this time, their physical health is worse because of the pandemic, and around two-fifths (42%) say their mental health is worse.
 - Around two-fifths (38%) say their personal financial situation is worse due to the pandemic and among these Calgarians, only about one-third (31%) think it will be better in six months. As many (31%) think it will be worse and just more than one-third (36%) expect it to be about the same.
 - Three-in-ten Calgarians (29%) report the pandemic is currently having a negative impact on their capacity to pay their mortgage or rent, up from 20% in August. Around as many (31%) say the pandemic is currently having a negative impact on their capacity to pay their bills on time.
 - Around three-fifths (58%) of Calgarians agree they have experienced a negative impact on their personal relationships as a result of differing opinions about COVID-19 and almost one-half (46%) have experienced a negative impact on their work or professional relationships for this reason.

Detailed Findings



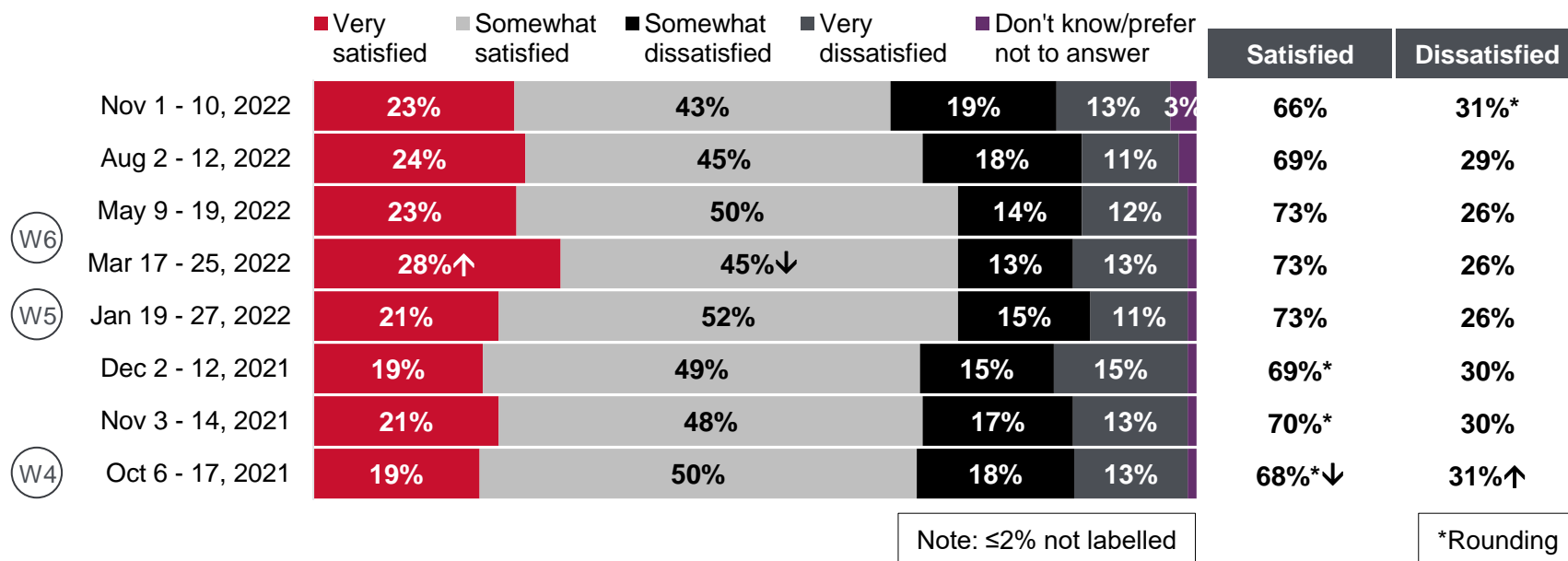


Opinions about The City's COVID-19 Response

Satisfaction with The City's COVID-19 Response

Two-thirds (66%) of Calgarians are satisfied with The City's COVID-19 response over the course of the pandemic, on par with results in August but down from earlier in the year (73%). Females are more likely than males to be satisfied with The City's pandemic response (72% vs. 59%, respectively).

Satisfaction with The City's COVID-19 Response



Beginning Nov 10, 2022: Overall, how satisfied or dissatisfied are you with The City's COVID-19 response over the course of the pandemic? Are you...?

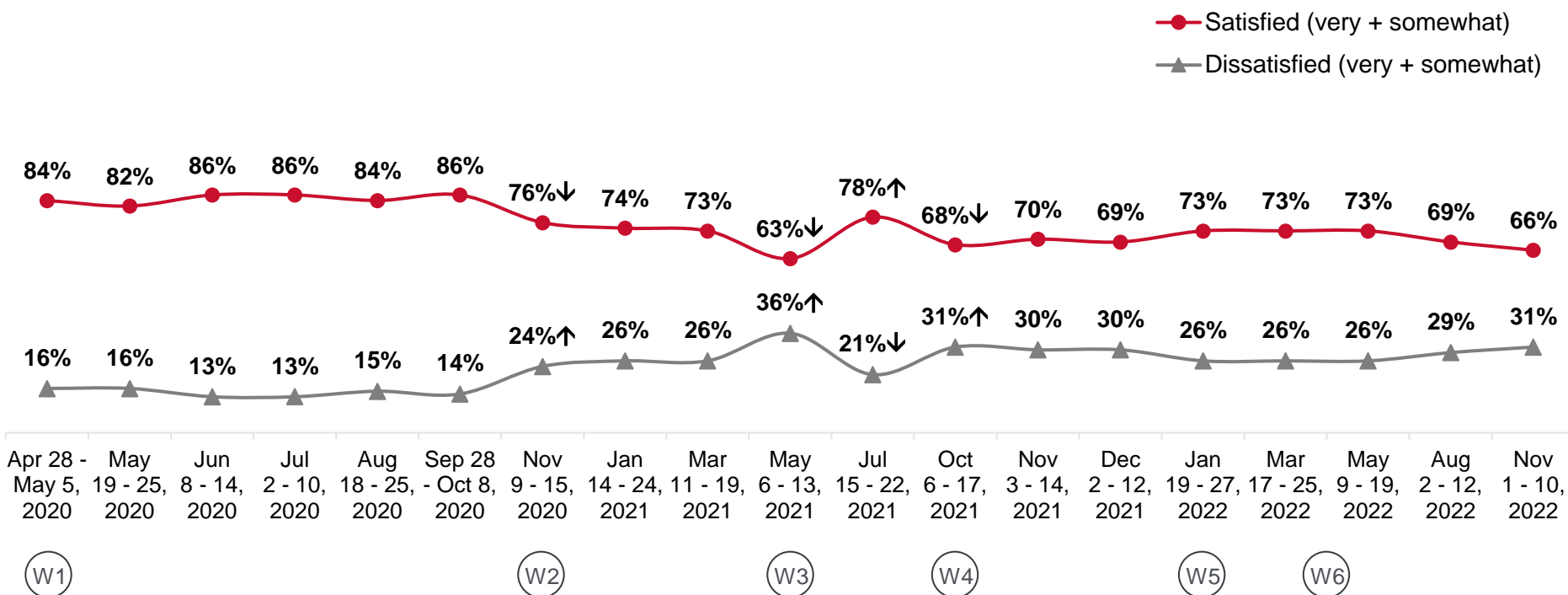
Mar 17 - Aug 12, 2022: Thinking about The City's COVID-19 response over the past two years, overall, how satisfied or dissatisfied are you with The City's COVID-19 response?

Apr 28, 2020 - Jan 27, 2022: Overall, how satisfied are you with The City's COVID-19 response?

Base: All respondents (n=500)

Tracking: Satisfaction with The City's COVID-19 Response

Satisfaction with The City's COVID-19 Response



Note: Total might not equal 100% due to responses of "don't know" and "prefer not to answer."

Beginning Nov 10, 2022: Overall, how satisfied or dissatisfied are you with The City's COVID-19 response over the course of the pandemic? Are you...?

Mar 17 - Aug 12, 2022: Thinking about The City's COVID-19 response over the past two years, overall, how satisfied or dissatisfied are you with The City's COVID-19 response?

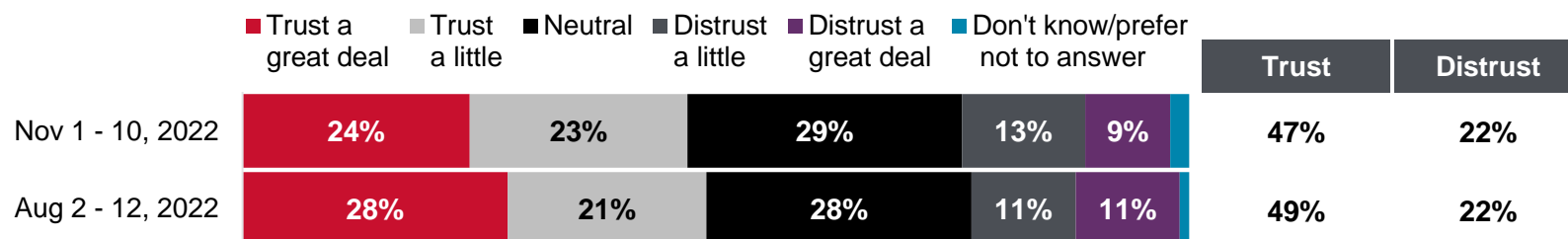
Apr 28, 2020 - Jan 27, 2022: Overall, how satisfied are you with The City's COVID-19 response?

Base: All respondents (n=500, except May 19 - 25, 2020: n=400; Apr 28 - May 5, 2020: n=400)

Trust The City to Respond to a Future Pandemic

Nearly one-half (47%) of Calgarians say they trust The City to successfully respond to a pandemic in the future, consistent with results in August.

Trust The City to Successfully Respond to a Pandemic in the Future



Note: ≤2% not labelled

New question beginning August 2, 2022

To what extent do you trust or distrust The City to successfully respond to a pandemic in the future?

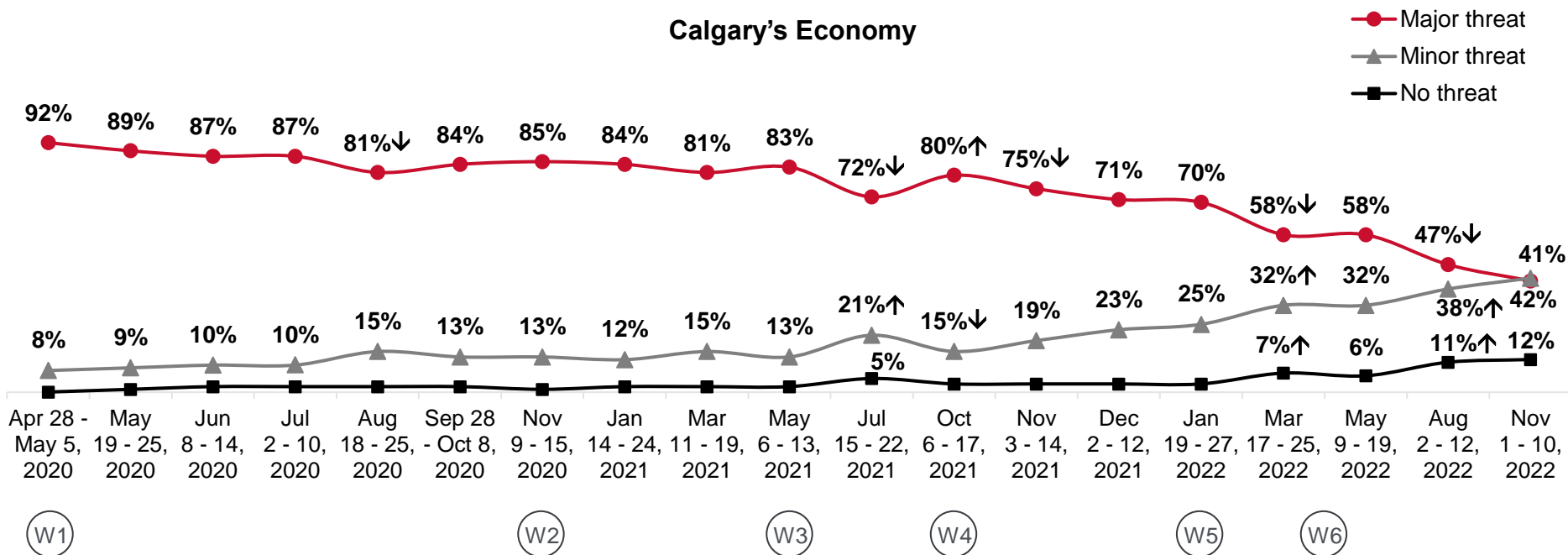
Base: All respondents (n=500)



Concern about COVID-19 and the Pandemic

Perceived Threat Level of COVID-19

The proportion of Calgarians who think COVID-19 is a major threat to Calgary's economy (41%) is at its lowest point since tracking began in April 2020 and significantly lower than it was in January of this year (70%). Just as many Calgarians (42%) think it is still a minor threat. Females are more likely than males to think COVID-19 is currently a major threat to our city's economy (46% vs. 36%, respectively). Residents of the N.E. quadrant are more likely than those of the S.E. and N.W. to view COVID-19 as a major threat to Calgary's economy (54% vs. 35% and 39%, respectively).



Note: Total might not equal 100% due to responses of "don't know" and "prefer not to answer."

Beginning Aug 2, 2022: In your opinion, how much of a threat is COVID-19 to each of the following at this point in time?

Apr 28, 2020 - May 19, 2022: In your opinion, how much of a threat is the COVID-19 pandemic for . . . ?

Base: All respondents (n=500, except May 19 - 25, 2020: n=400; Apr 28 - May 5, 2020: n=400)

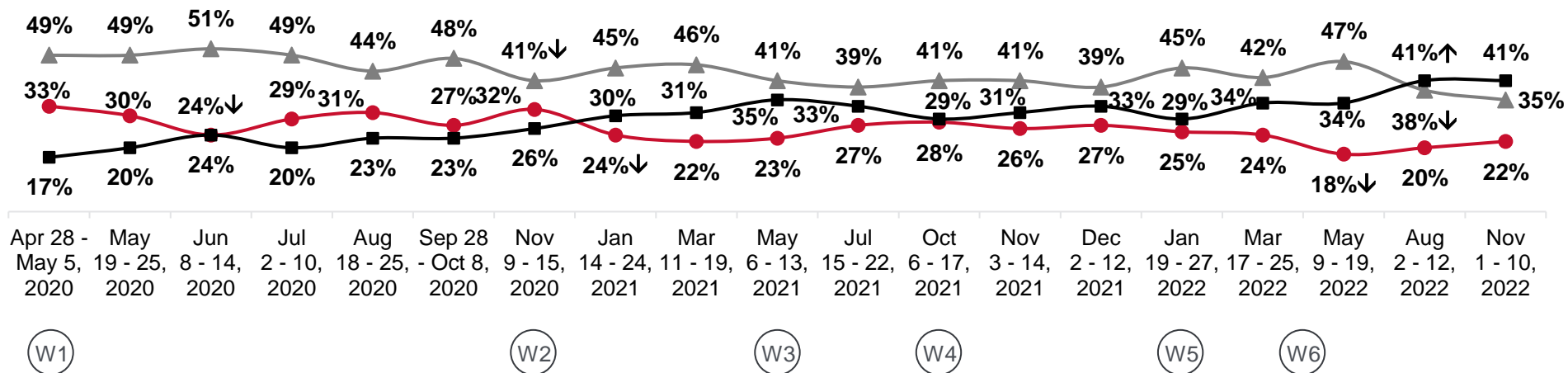
Note: <5% not labelled

Perceived Threat Level of COVID-19 – cont'd

Around one-fifth (22%) of Calgarians say COVID-19 is currently a major threat to their personal financial situation, on par with results throughout 2022. The proportion who say it is a minor threat (35%) is down from January (45%) while there has been an increase in Calgarians saying it is not a threat (41%, up from 29% in January). Calgarians 35 to 64 years of age are more likely than those 65 or older to say COVID-19 is a major threat to their personal financial situation (25% vs. 13%, respectively). COVID-19 is more likely to be seen as a major threat to one's financial situation by Calgarians with annual household incomes of less than \$45,000 compared to those with higher household incomes (37% vs. 20% \$75,000 to <\$105,000, 17% \$105,000 to <\$135,000 and 15% \$135,000 or more).

Your Personal Financial Situation

● Major threat
▲ Minor threat
■ No threat



Note: Total might not equal 100% due to responses of "don't know" and "prefer not to answer."

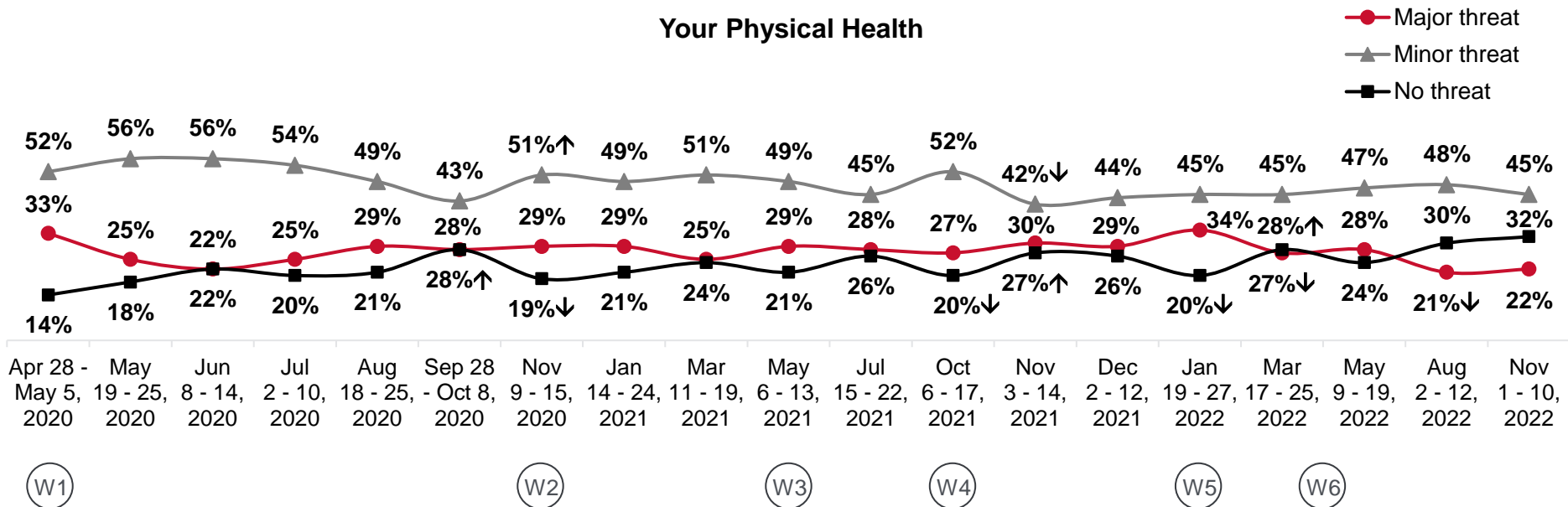
Beginning Aug 2, 2022: In your opinion, how much of a threat is COVID-19 to each of the following at this point in time?

Apr 28, 2020 - May 19, 2022: In your opinion, how much of a threat is the COVID-19 pandemic for . . . ?

Base: All respondents (n=500, except May 19 - 25, 2020: n=400; Apr 28 - May 5, 2020: n=400)

Perceived Threat Level of COVID-19 – cont'd

Around one-fifth (22%) of Calgarians say COVID-19 is currently a major threat to their physical health, down from 34% in January. There has been a corresponding increase in the proportion who say COVID-19 is not a threat to their physical health (32%, up from 20% in January), while perception that it is a minor threat (45%) has remained stable this year. Males are more likely than females to say COVID-19 is not a threat to their physical health at this time (39% vs. 25%, respectively).



Note: Total might not equal 100% due to responses of “don’t know” and “prefer not to answer.”

Apr 28 - May 5, 2020: The question asked about “personal health.” Beginning May 19, 2020: The question was revised to specify “mental health” and “physical health” separately.

Beginning Aug 2, 2022: In your opinion, how much of a threat is COVID-19 to each of the following at this point in time?

Apr 28, 2020 - May 19, 2022: In your opinion, how much of a threat is the COVID-19 pandemic for . . . ?

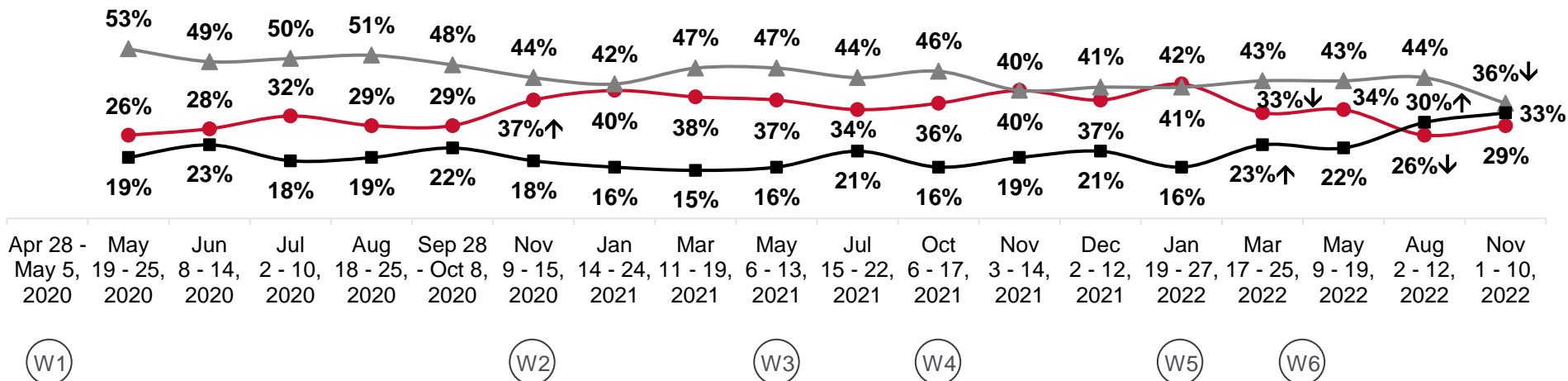
Base: All respondents (n=500, except May 19 - 25, 2020: n=400; Apr 28 - May 5, 2020: n=400)

Perceived Threat Level of COVID-19 – cont'd

More than one-quarter (29%) of Calgarians view COVID-19 as a major threat to their mental health at this point in time, down from 42% in January. Slightly more (36%) say it is a minor threat, down from 44% in August and the lowest to date. One-third (33%) say it does not currently pose a threat to their mental health, up from 16% in January. Calgarians 18 to 64 years of age are more likely than those 65 or older to perceive COVID-19 as a major threat to their mental health (34% 18 to 34 and 31% 35 to 64 vs. 15% 65 or older).

Your Mental Health

- Major threat
- ▲ Minor threat
- No threat



Note: Total might not equal 100% due to responses of “don’t know” and “prefer not to answer.”

Apr 28 - May 5, 2020: The question asked about “personal health.” Beginning May 19, 2020: The question was revised to specify “mental health” and “physical health” separately.

Beginning Aug 2, 2022: In your opinion, how much of a threat is COVID-19 to each of the following at this point in time?

Apr 28, 2020 - May 19, 2022: In your opinion, how much of a threat is the COVID-19 pandemic for . . . ?

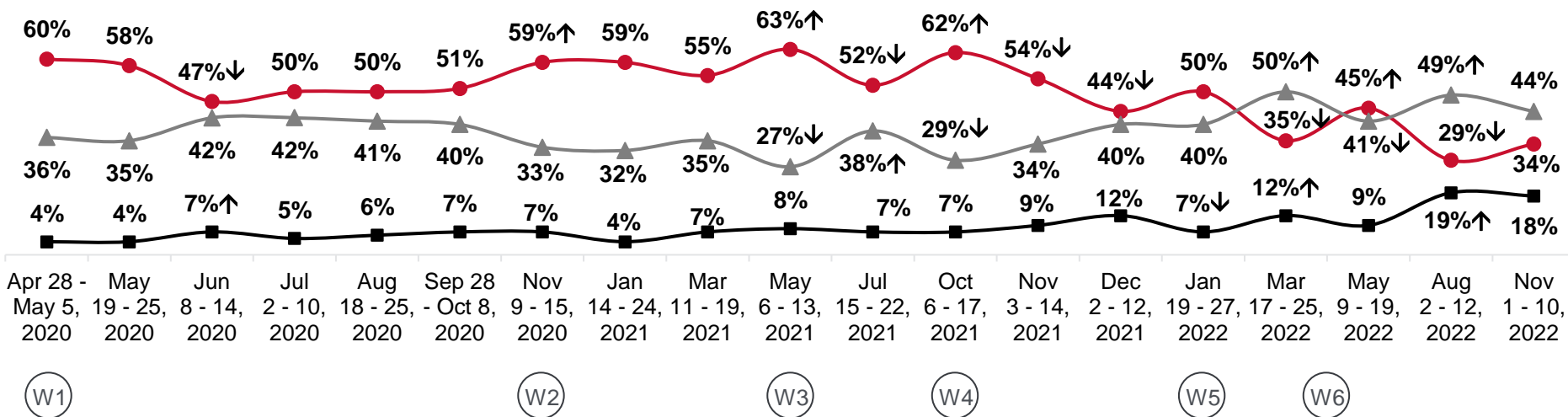
Base: All respondents (n=500, except May 19 - 25, 2020: n=400; Apr 28 - May 5, 2020: n=400)

Perceived Threat Level of COVID-19 – cont'd

One-third (34%) of Calgarians think COVID-19 is currently a major threat to the overall health of Calgary's population. This measure has fluctuated throughout 2022, beginning with 50% in January, followed by a drop to 35% in March, an increase to 45% in May and then a drop to 29% in August. More than two-fifths (44%) of Calgarians say it is a minor threat and this measure has also fluctuated this year: 40% in January, followed by an increase to 50% in March, a drop to 41% in May and then an increase to 49% in August. Around one-fifth (18%) say it is no threat to the health of the city's population overall, up from 7% in January. Females are more likely than males to view COVID-19 as a major threat in this regard (39% vs. 28%, respectively).

Overall Health of Calgary's Population

● Major threat
▲ Minor threat
■ No threat



Note: Total might not equal 100% due to responses of "don't know" and "prefer not to answer."

Beginning Aug 2, 2022: In your opinion, how much of a threat is COVID-19 to each of the following at this point in time?

Apr 28, 2020 - May 19, 2022: In your opinion, how much of a threat is the COVID-19 pandemic for . . . ?

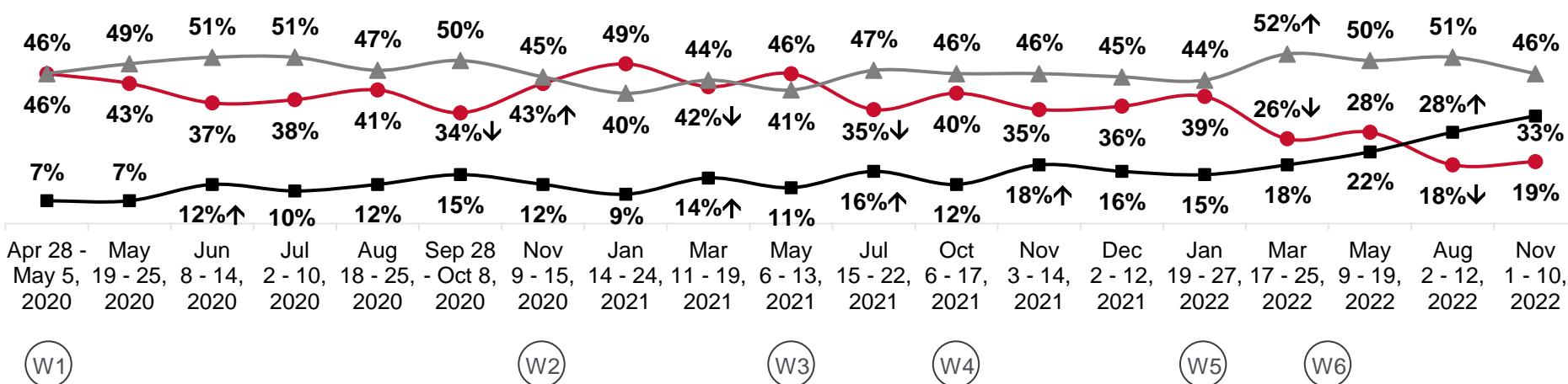
Base: All respondents (n=500, except May 19 - 25, 2020: n=400; Apr 28 - May 5, 2020: n=400)

Perceived Threat Level of COVID-19 – cont'd

One-fifth (19%) of Calgarians view COVID-19 as a major threat to day-to-day life in their community, on par with results in August but down from 39% in January. Nearly one-half (46%) think it is still a minor threat, although this has been trending down since March (52%). One-third (33%) of Calgarians say COVID-19 is not a threat to day-to-day life in their community at this point in time, up from 15% in January and the highest it has been to date. Those 18 to 34 years of age are more likely than those 65 or older to say it is a major threat (25% vs. 12%, respectively). Residents of the N.E. quadrant are less likely than residents of the other quadrants to say it is not a threat to day-to-day life in their community (20% vs. 33% S.W., 38% S.E. and 36% N.W.).

Day-to-Day Life in Your Community

● Major threat
▲ Minor threat
■ No threat



Note: Total might not equal 100% due to responses of “don’t know” and “prefer not to answer.”

Beginning Aug 2, 2022: In your opinion, how much of a threat is COVID-19 to each of the following at this point in time?

Apr 28, 2020 - May 19, 2022: In your opinion, how much of a threat is the COVID-19 pandemic for . . . ?

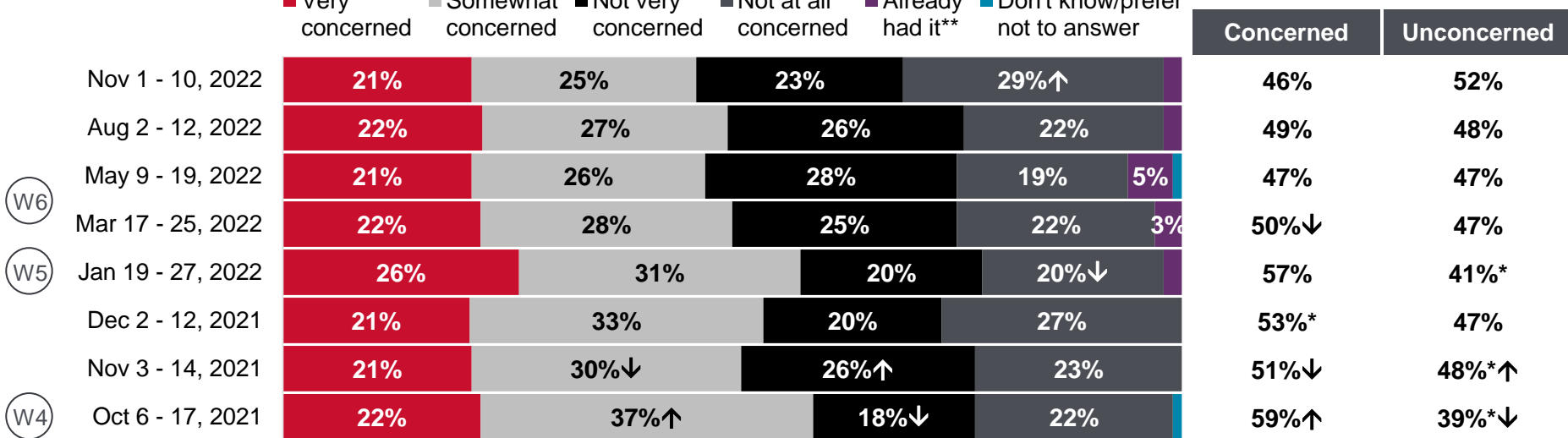
Base: All respondents (n=500, except May 19 - 25, 2020: n=400; Apr 28 - May 5, 2020: n=400)

Concern about Self Becoming Ill

Nearly one-half (46%) of Calgarians are concerned about becoming ill from COVID-19, on par with results from March through August but down from 57% in January. Females are more likely than males to be concerned about becoming ill from COVID-19 (54% vs. 38%, respectively). Calgarians with annual household incomes below \$75,000 are more likely than those whose household income is \$135,000 or more to be concerned (56% <\$45,000 and 61% \$45,000 to <\$75,000 vs. 32% \$135,000 or more).

Concern about Oneself Becoming Ill from COVID-19

■ Very concerned
 ■ Somewhat concerned
 ■ Not very concerned
 ■ Not at all concerned
 ■ Already had it**
 ■ Don't know/prefer not to answer



Note: ≤2% not labelled

*Rounding

**This option was not read to the respondent.

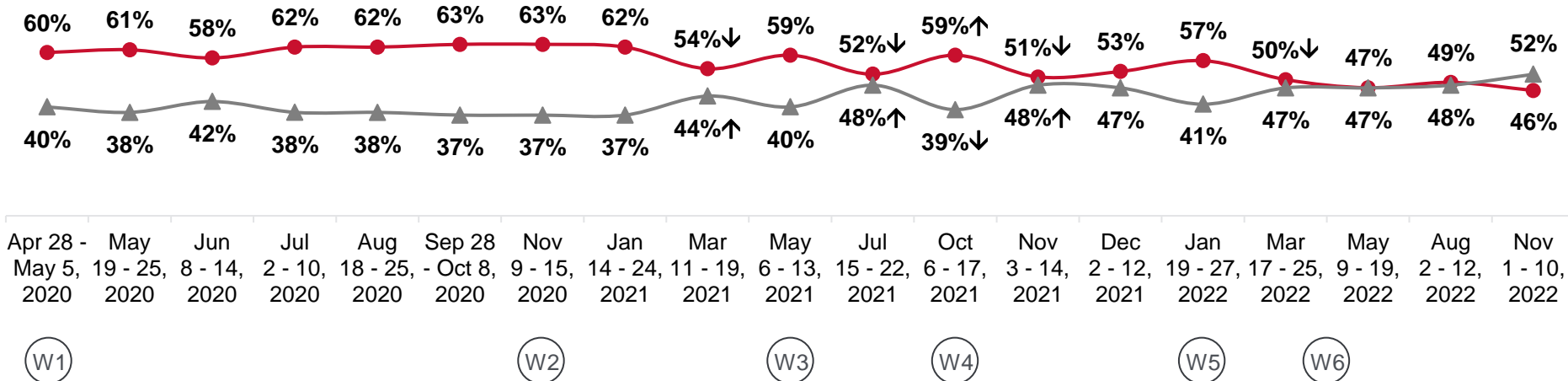
Please tell me whether you are very concerned, somewhat concerned, not very concerned, or not at all concerned with each of the following people becoming ill from COVID-19.

Base: All respondents (n=500)

Tracking: Concern about Self Becoming Ill

Concern about Oneself Becoming Ill from COVID-19

● Concerned (very + somewhat)
▲ Not concerned (not at all + not very)



Note: Total might not equal 100% due to responses of “don’t know” and “prefer not to answer.”

Please tell me whether you are very concerned, somewhat concerned, not very concerned, or not at all concerned with each of the following people becoming ill from COVID-19.

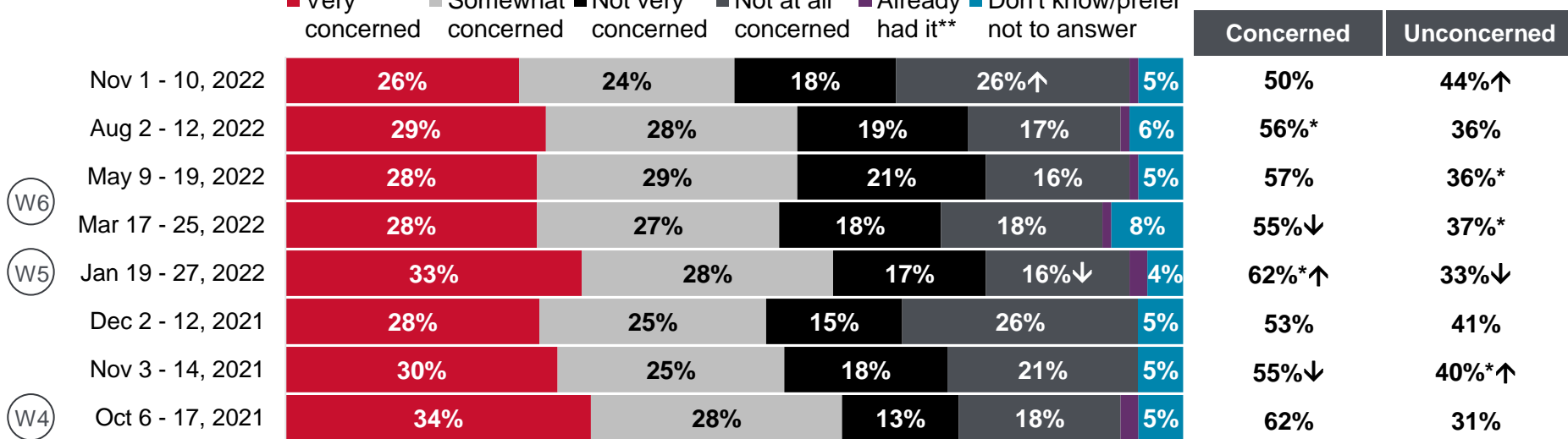
Base: All respondents (n=500, except May 19 - 25, 2020: n=400; Apr 28 - May 5, 2020: n=400)

Concern about Household Member Becoming Ill

One-half (50%) of Calgarians are concerned about a household member becoming ill from COVID-19, down from 62% in January and the lowest it has been to date. More than two-fifths (44%) say they are not concerned, up from 36% in August and the highest it has been since the beginning of the pandemic. Females are more likely than males to be concerned about a household member becoming ill from COVID-19 (55% vs. 45%, respectively), as are younger Calgarians compared to those 35 or older (63% 18 to 34 vs. 44% 35 to 64 and 45% 65 or older). Those with a senior (65 or older) in the household are more concerned about this than those without a senior in the household (66% vs. 46%, respectively).

Concern about a Household Member Becoming Ill from COVID-19

■ Very concerned
 ■ Somewhat concerned
 ■ Not very concerned
 ■ Not at all concerned
 ■ Already had it**
 ■ Don't know/prefer not to answer



Note: ≤2% not labelled

*Rounding

**This option was not read to the respondent.

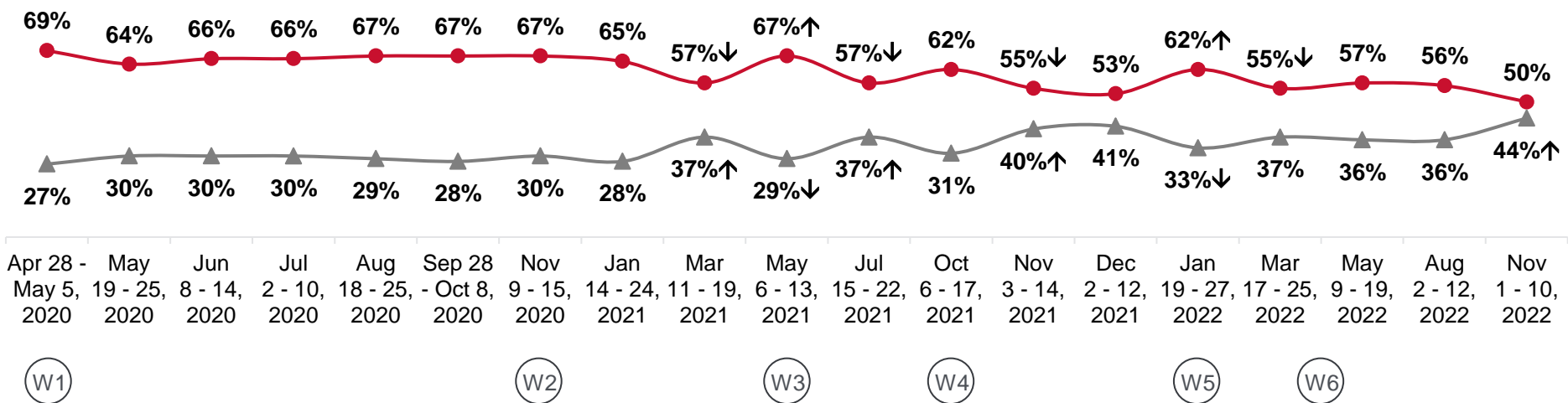
Please tell me whether you are very concerned, somewhat concerned, not very concerned, or not at all concerned with each of the following people becoming ill from COVID-19.

Base: All respondents (n=500)

Tracking: Concern about Household Member Becoming Ill

Concern about a Household Member Becoming Ill from COVID-19

● Concerned (very + somewhat)
▲ Not concerned (not at all + not very)



Note: Total might not equal 100% due to responses of “don’t know” and “prefer not to answer.”

Please tell me whether you are very concerned, somewhat concerned, not very concerned, or not at all concerned with each of the following people becoming ill from COVID-19.

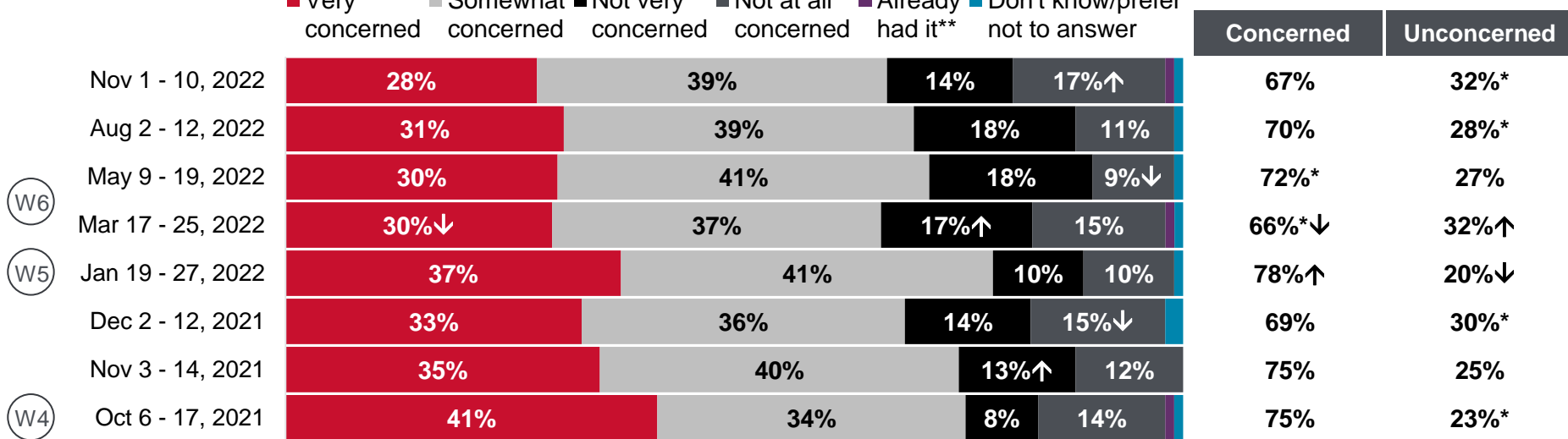
Base: All respondents (n=500, except May 19 - 25, 2020: n=400; Apr 28 - May 5, 2020: n=400)

Concern about Other Family/Friends Becoming Ill

Although lower than it was in January (78%), concern for other family and friends not in one's household remains high relative to concern for oneself and household members, with two-thirds (67%) of Calgarians being concerned about this. Females are more likely than males to be concerned about other family or friends outside of their household becoming ill from COVID-19 (74% vs. 60%, respectively).

Concern about Family/Friends (not in the household) Becoming Ill from COVID-19

■ Very concerned
 ■ Somewhat concerned
 ■ Not very concerned
 ■ Not at all concerned
 ■ Already had it**
 ■ Don't know/prefer not to answer



Note: ≤2% not labelled

*Rounding

**This option was not read to the respondent.

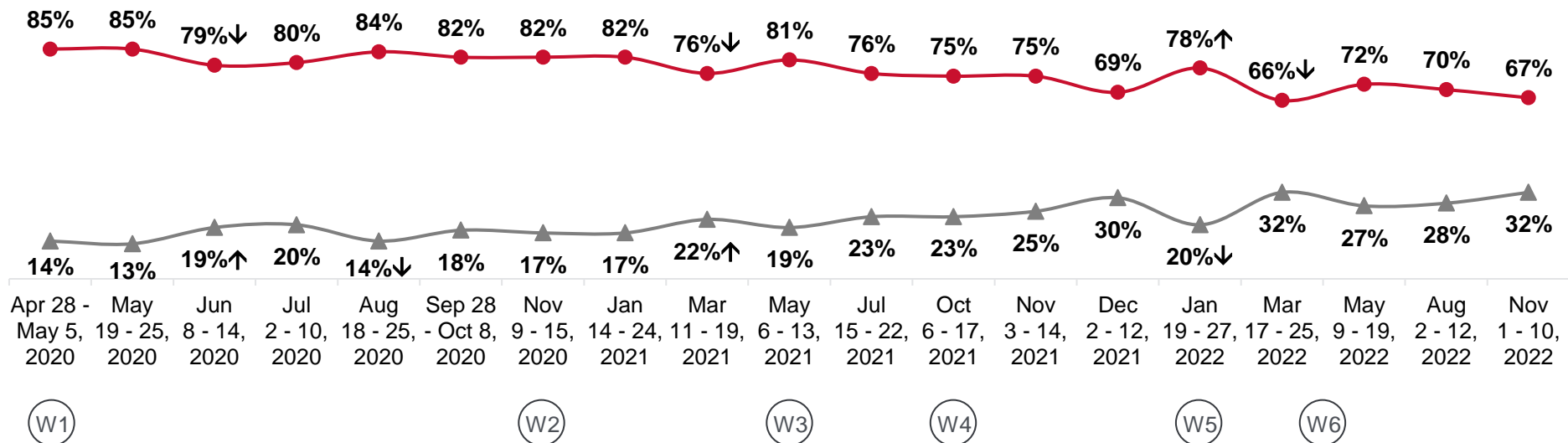
Please tell me whether you are very concerned, somewhat concerned, not very concerned, or not at all concerned with each of the following people becoming ill from COVID-19.

Base: All respondents (n=500)

Tracking: Concern about Other Family/Friends Becoming Ill

Concern about Family/Friends (not in the household) Becoming Ill from COVID-19

● Concerned (very + somewhat)
▲ Not concerned (not at all + not very)



Note: Total might not equal 100% due to responses of “don’t know” and “prefer not to answer.”

Please tell me whether you are very concerned, somewhat concerned, not very concerned, or not at all concerned with each of the following people becoming ill from COVID-19.

Base: All respondents (n=500, except May 19 - 25, 2020: n=400; Apr 28 - May 5, 2020: n=400)



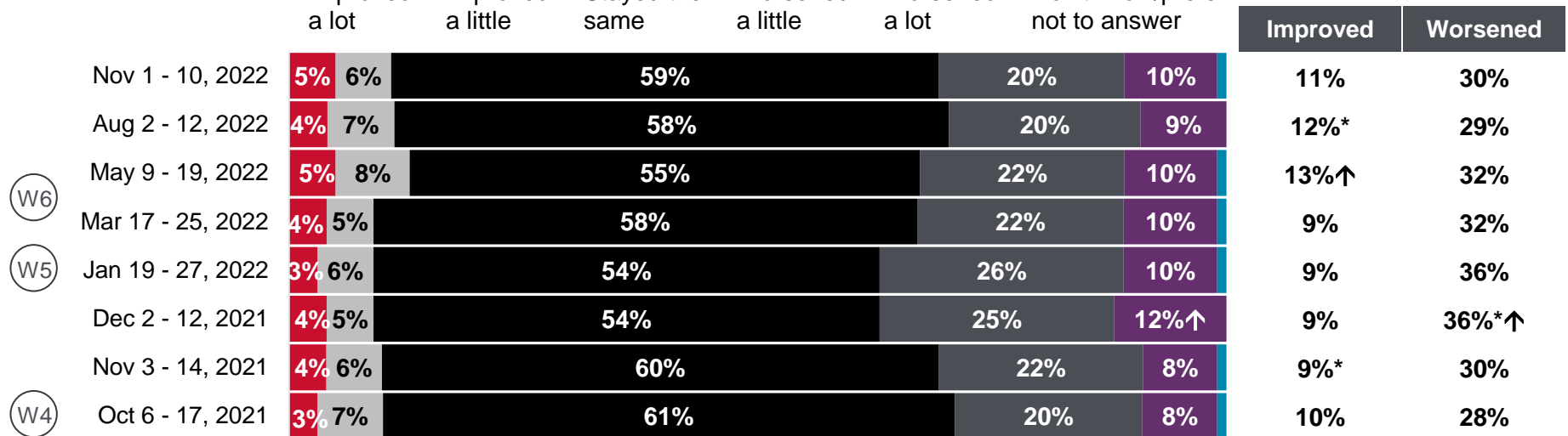
Impacts of the COVID-19 Pandemic

Changes in Physical Health

Nearly one-third (30%) of Calgarians say their physical health is worse as a result of the pandemic, on par with results from March through August but down from 36% in January, while the majority (59%) say their physical health is neither worse nor better because of the pandemic. One-tenth (11%) say that currently their physical health has improved as a result of the pandemic. Calgarians under the age of 65 are more likely than those 65 or older to say their physical health has improved as a result of the pandemic (15% 18 to 34 and 10% 35 to 64 vs. 4% 65 or older), while older Calgarians are more likely than those 18 to 64 to say it has remained about the same (73% 65 or older vs. 52% 18 to 34 and 58% 35 to 64).

Change in Physical Health as a Result of the Pandemic

■ Improved a lot ■ Improved a little ■ Stayed the same ■ Worsened a little ■ Worsened a lot ■ Don't know/prefer not to answer



Note: ≤2% not labelled

*Rounding

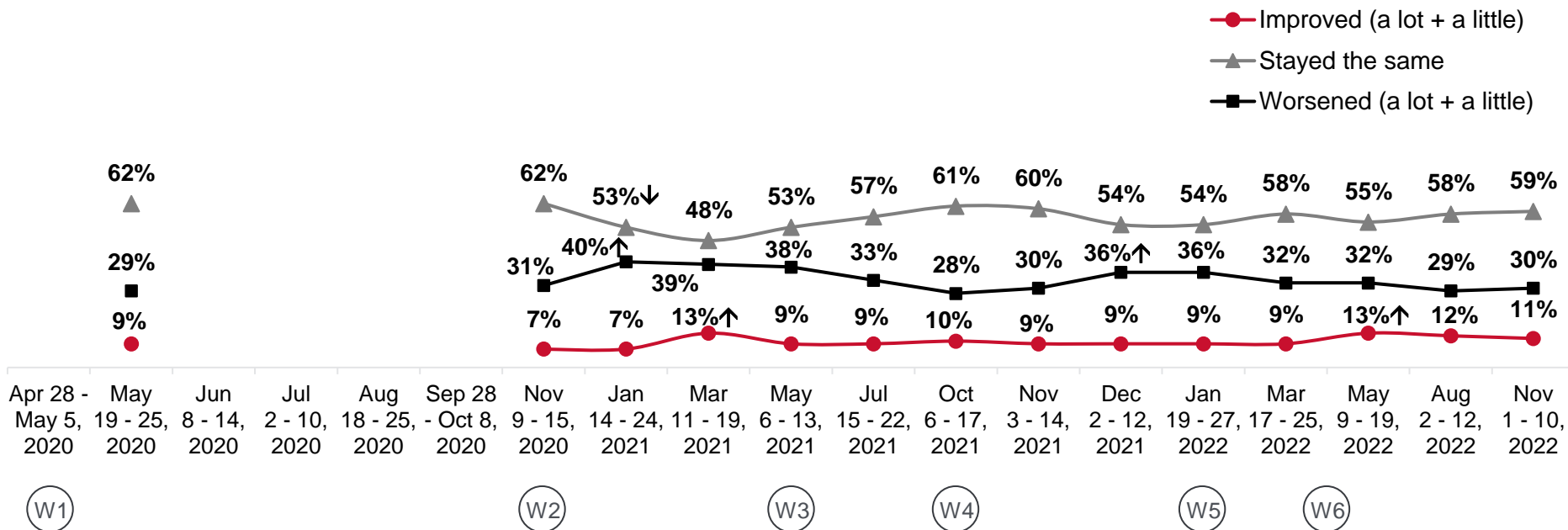
Beginning Oct 6, 2021: As of today, would you say your physical health has improved, remained the same, or worsened as a result of the pandemic?

Nov 9, 2020 - Jul 22, 2021: Compared to before the pandemic began, would you say your physical health has improved, remained the same, or worsened?

Base: All respondents (n=500)

Tracking: Changes in Physical Health

Change in Physical Health as a Result of the Pandemic



Note: Total might not equal 100% due to responses of “don’t know” and “prefer not to answer.”

NOTE: Question first asked in May 2020 and not asked June to September 2020.

Beginning Oct 6, 2021: As of today, would you say your physical health has improved, remained the same, or worsened as a result of the pandemic?

Nov 9, 2020 - Jul 22, 2021: Compared to before the pandemic began, would you say your physical health has improved, remained the same, or worsened?

May 19 - 25, 2020: Compared to just before the pandemic started and restrictions were put in place, would you say your physical health has improved, remained the same, or worsened?

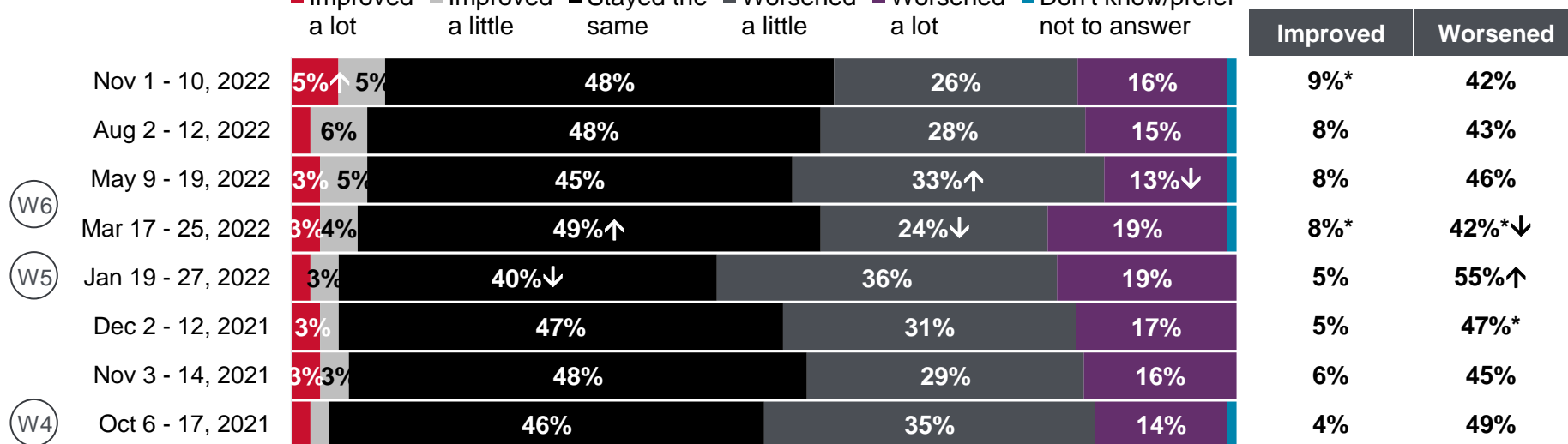
Base: All respondents (n=500, except May 19 - 25, 2020: n=400)

Changes in Mental Health

Around two-fifths (42%) of Calgarians say their mental health is worse as a result of the pandemic, down from 55% in January, while around one-half (48%) say it is neither worse nor better. Calgarians under the age of 65 are more likely than those 65 or older to say their mental health has improved as a result of the pandemic (14% 18 to 34 and 9% 35 to 64 vs. 3% 65 or older) and more likely to say it has worsened (45% 18 to 34 and 45% 35 to 64 vs. 27% 65 or older). Older Calgarians are more likely than those 18 to 64 to say it has remained about the same (69% 65 or older vs. 39% 18 to 34 and 46% 35 to 64).

Change in Mental Health as a Result of the Pandemic

■ Improved a lot
 ■ Improved a little
 ■ Stayed the same
 ■ Worsened a little
 ■ Worsened a lot
 ■ Don't know/prefer not to answer



Note: ≤2% not labelled

*Rounding

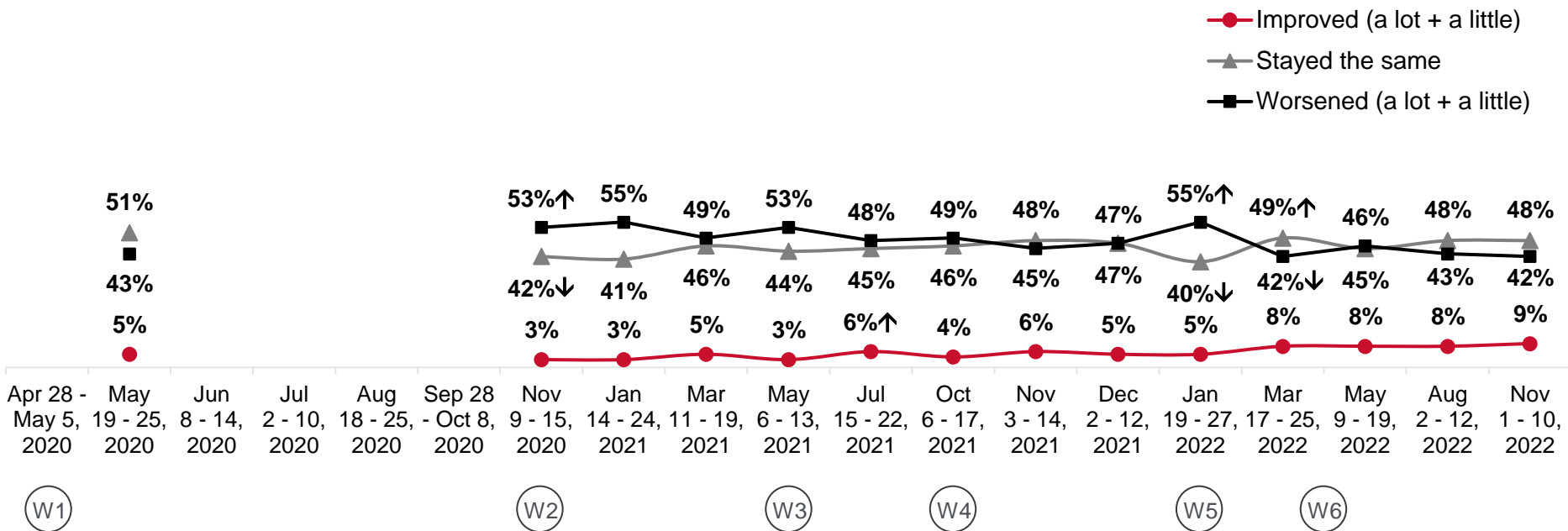
Beginning Oct 6, 2021: As of today, would you say your mental health has improved, remained the same, or worsened as a result of the pandemic?

Nov 9, 2020 - Jul 22, 2021: Compared to before the pandemic began, would you say your mental health has improved, remained the same, or worsened?

Base: All respondents (n=500)

Tracking: Changes in Mental Health

Change in Mental Health as a Result of the Pandemic



Note: Total might not equal 100% due to responses of “don’t know” and “prefer not to answer.”

NOTE: Question first asked in May 2020 and not asked June to September 2020.

Beginning Oct 6, 2021: As of today, would you say your mental health has improved, remained the same, or worsened as a result of the pandemic?

Nov 9, 2020 - Jul 22, 2021: Compared to before the pandemic began, would you say your mental health has improved, remained the same, or worsened?

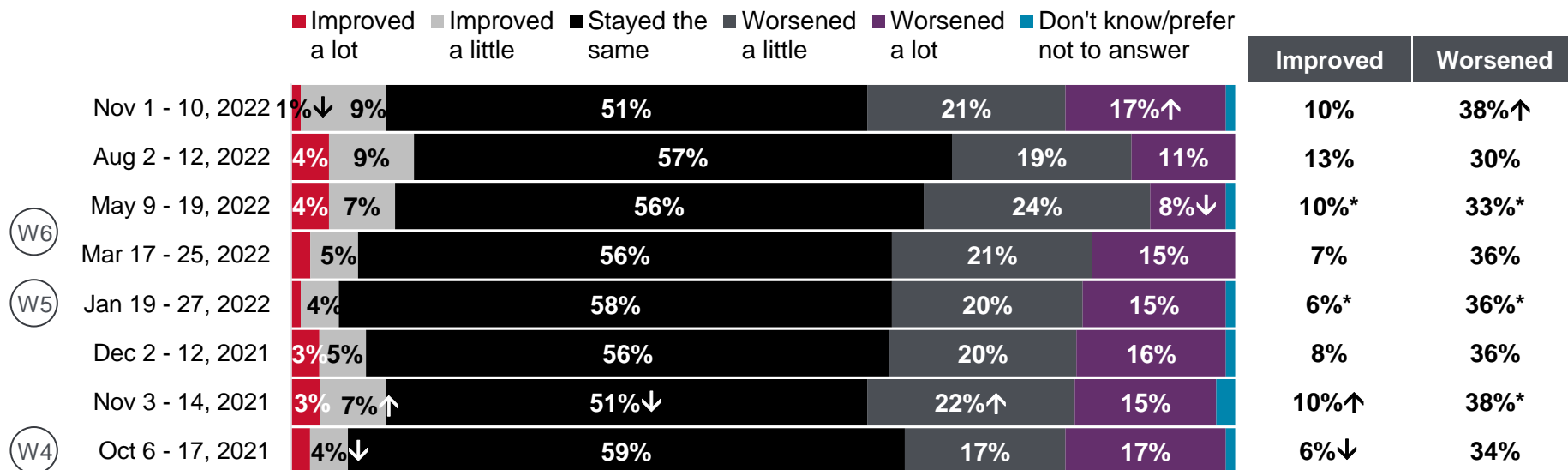
May 19 - 25, 2020: Compared to just before the pandemic started and restrictions were put in place, would you say your mental health has improved, remained the same, or worsened?

Base: All respondents (n=500, except May 19 - 25, 2020: n=400)

Changes in Personal Financial Situation

Around two-fifths (38%) of Calgarians say their personal financial situation is worse as a result of the pandemic, up from 30% in August. One-tenth (10%) say their financial situation has improved due to the pandemic while for one-half (51%) of Calgarians, it is neither better nor worse. Calgarians under the age of 65 are more likely than those 65 or older to say their personal financial situation has improved as a result of the pandemic (15% 18 to 34 and 10% 35 to 64 vs. 3% 65 or older) and more likely to say it has worsened (40% 18 to 34 and 39% 35 to 64 vs. 27% 65 or older). Older Calgarians are more likely than those 18 to 64 to say it has remained about the same (69% 65 or older vs. 43% 18 to 34 and 50% 35 to 64).

Change in Personal Financial Situation as a Result of the Pandemic



Note: ≤2% not labelled

*Rounding

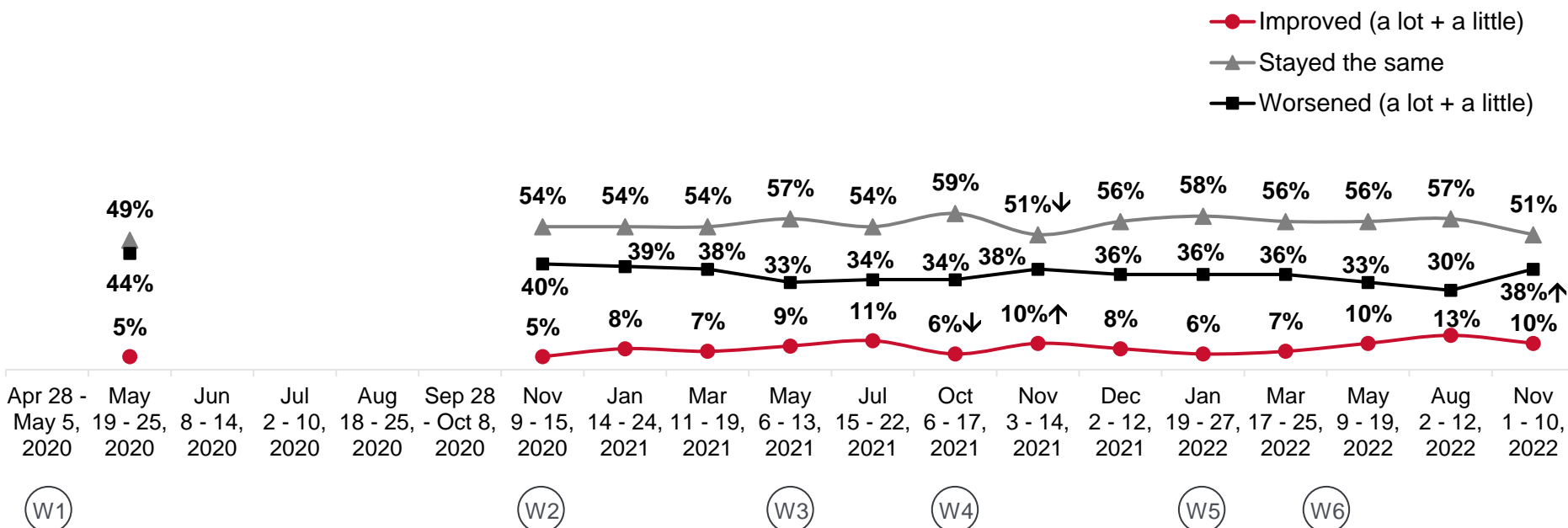
Beginning Oct 6, 2021: As of today, would you say your personal financial situation has improved, remained the same, or worsened as a result of the pandemic?

Nov 9, 2020 - Jul 22, 2021: Compared to before the pandemic began, would you say your personal financial situation has improved, remained the same, or worsened?

Base: All respondents (n=500)

Tracking: Changes in Personal Financial Situation

Change in Personal Financial Situation as a Result of the Pandemic



Note: Total might not equal 100% due to responses of “don’t know” and “prefer not to answer.”

NOTE: Question first asked in May 2020 and not asked June to September 2020.

Beginning Oct 6, 2021: As of today, would you say your personal financial situation has improved, remained the same, or worsened as a result of the pandemic?

Nov 9, 2020 - Jul 22, 2021: Compared to before the pandemic began, would you say your personal financial situation has improved, remained the same, or worsened?

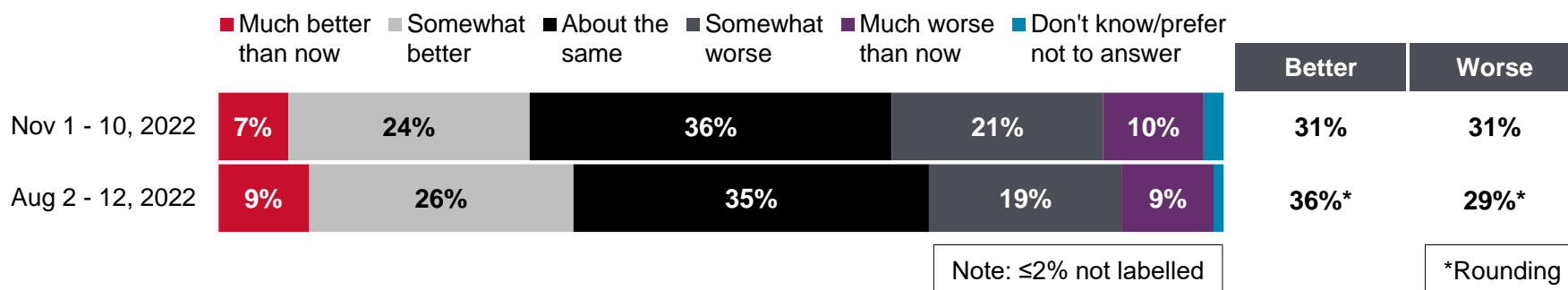
May 19 - 25, 2020: Compared to just before the pandemic started and restrictions were put in place, would you say your personal financial situation has improved, remained the same, or worsened?

Base: All respondents (n=500, except May 19 - 25, 2020: n=400)

Expectation for Future of One's Financial Situation

Calgarians whose personal financial situation is worse as a result of the pandemic are split between whether their situation will be better (31%), about the same (36%) or worse (31%) in six months.

Expectation for Change in One's Personal Financial Situation Six Months from Now



New question beginning August 2, 2022

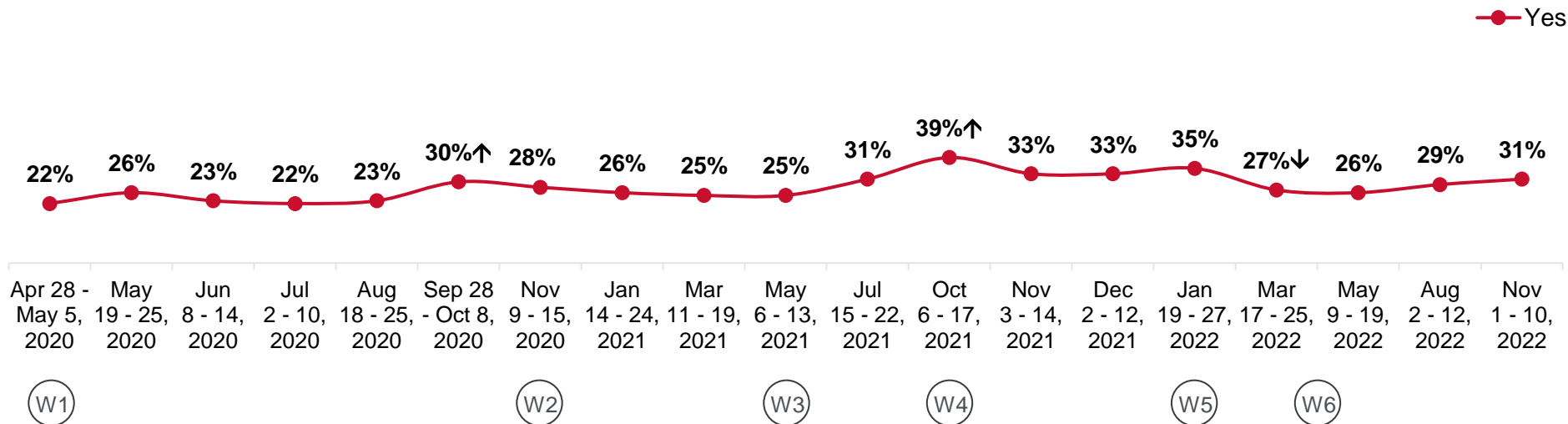
Thinking about your personal financial situation six months from now, do you expect it to be ...

Base: Respondents who say that as of today, their personal financial situation has worsened a little or a lot as a result of the pandemic (Nov 1 - 10, 2022: n=183; Aug 2 - 12, 2022: n=154)

Financial Impacts of the Pandemic

Nearly one-third (31%) of Calgarians say the pandemic has negatively impacted their capacity to pay bills on time, relatively consistent with results throughout 2022. Males are more likely than females to be experiencing this negative impact of the pandemic (36% vs. 25%, respectively), as are younger Calgarians compared to seniors (38% 18 to 34 and 33% 35 to 64 vs. 15% 65 or older). Residents of the N.E. quadrant are more likely than S.W. and N.W. residents to say the pandemic is having a negative impact on their capacity to pay bills on time (45% vs. 25% and 29%, respectively). Calgarians with annual household incomes less than \$45,000 are much more likely than those with higher household incomes to be experiencing this as a result of the pandemic (58% vs. 40% \$45,000 to <\$75,000, 29% \$75,000 to <\$105,000, 31% \$105,000 to <\$135,000 and 17% \$135,000 or more).

Negative Impact on Capacity to Pay Bills on Time



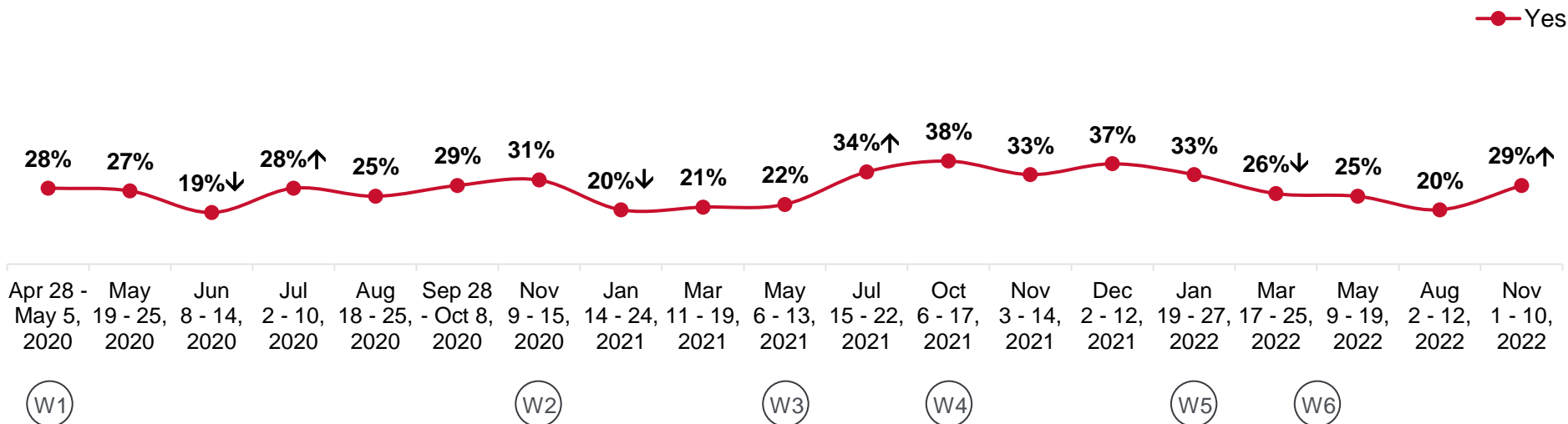
At the moment, has the COVID-19 pandemic had a negative impact on you financially when it comes:

Base: All respondents, excluding those who answered "not applicable" (n=varies)

Financial Impacts of the Pandemic – cont'd

Three-in-ten Calgarians (29%) say the pandemic has negatively impacted their capacity to pay their mortgage or rent at this time, up from 20% in August and nearly on par with results from earlier in the year. Males are more likely than females to be experiencing this negative impact of the pandemic (36% vs. 22%, respectively), as are younger Calgarians compared to seniors (35% 18 to 34 and 33% 35 to 64 vs. 8% 65 or older). Residents of the N.E. and N.W. quadrants are more likely than S.W. residents to say the pandemic is having a negative impact on their capacity to pay their mortgage or rent (42% and 32% vs. 20%, respectively). Calgarians with annual household incomes less than \$75,000 are much more likely than those with higher household incomes to be experiencing this as a result of the pandemic (54% <\$45,000 and 41% \$45,000 to <\$75,000 vs. 24% \$75,000 to <\$105,000, 23% \$105,000 to <\$135,000 and 19% \$135,000 or more).

Negative Impact on Capacity to Pay Mortgage/Rent



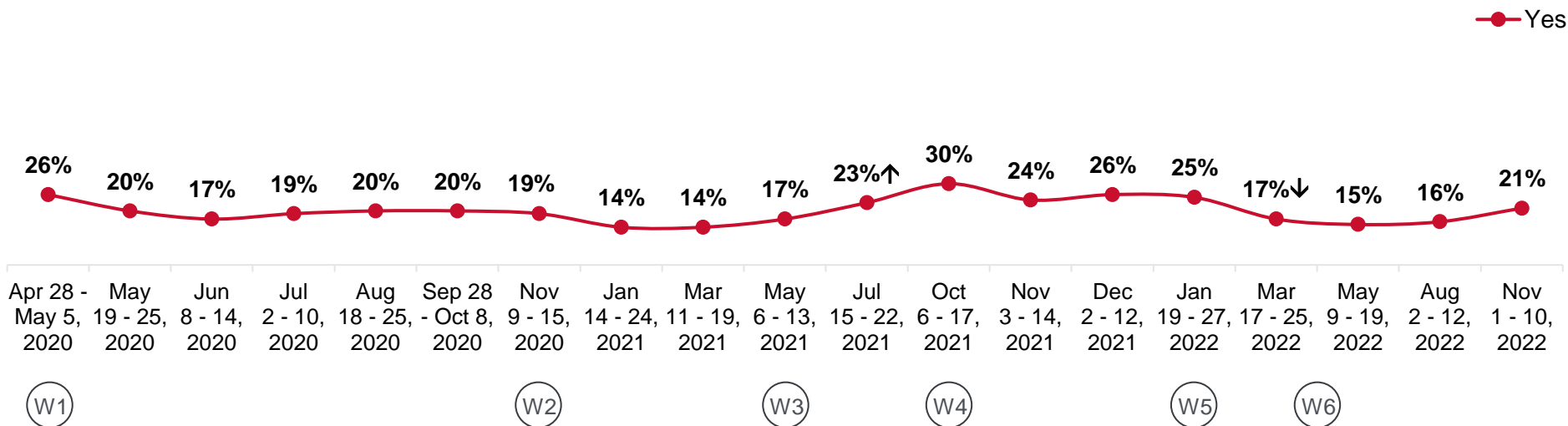
At the moment, has the COVID-19 pandemic had a negative impact on you financially when it comes:

Base: All respondents, excluding those who answered "not applicable" (n=varies)

Financial Impacts of the Pandemic – cont'd

One-fifth (21%) of Calgarians say the pandemic has negatively impacted their capacity to pay their property taxes this year. Males are more likely than females to be experiencing this negative impact of the pandemic (27% vs. 15%, respectively), as are younger Calgarians compared to seniors (24% 18 to 34 and 24% 35 to 64 vs. 8% 65 or older). Residents of the S.W. quadrant are less likely than residents of the other quadrants to say the pandemic has negatively impacted their capacity to pay property taxes (8% vs. 25% S.E., 22% N.W. and 35% N.E.). Calgarians with annual household incomes of \$45,000 to less than \$75,000 are more likely than those with higher household incomes to be experiencing this (38% vs. 22% \$75,000 to <\$105,000, 14% \$105,000 to <\$135,000 and 13% \$135,000 or more).

Negative Impact on Capacity to Pay Property Taxes



Note: Property tax bills were mailed on May 25, 2020, May 25, 2021 and May 24, 2022.

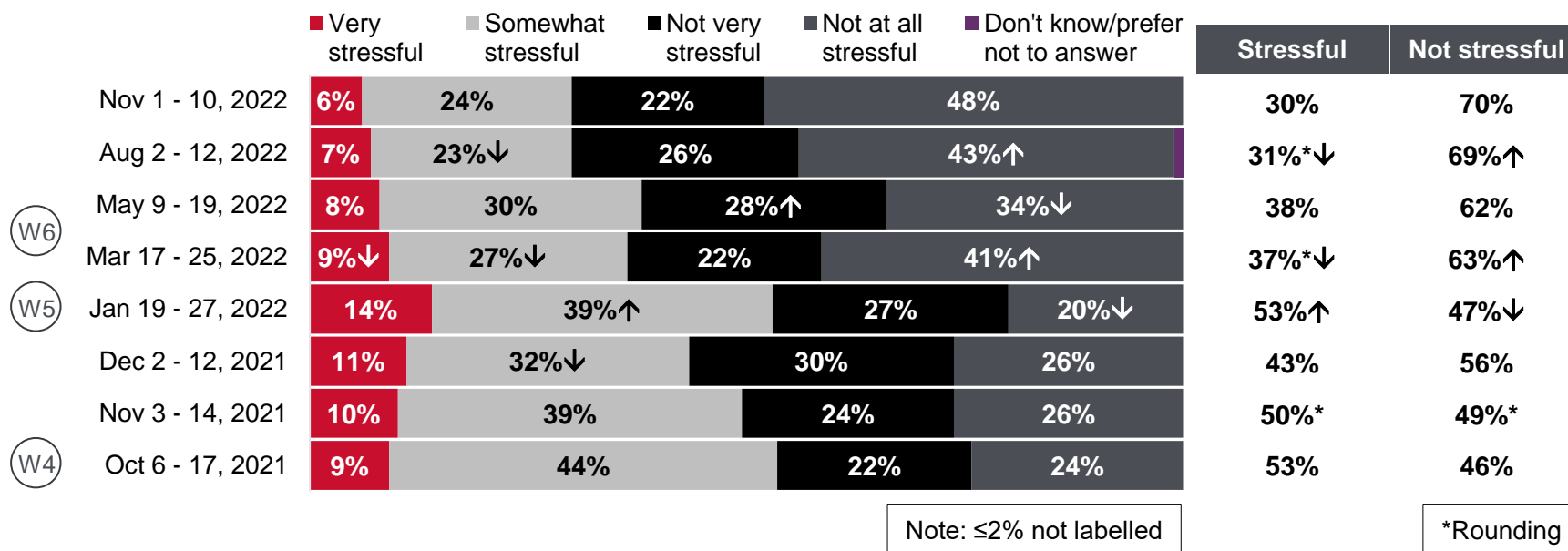
At the moment, has the COVID-19 pandemic had a negative impact on you financially when it comes:

Base: All respondents, excluding those who answered "not applicable" (n=varies)

Stress Level When in Public During Pandemic

Around one-third (30%) of Calgarians say they find it stressful to be in public now that face masks are only necessary where a business or organization requires it, consistent with results in August and much lower than the proportion of Calgarians who found it stressful to be in public in January (53%) when the Face Coverings Bylaw was still in effect.

Stress Level When in Public



Beginning Aug 2, 2022: As you might already know, face masks are now only necessary where a business or organization requires it. In the past month, to what extent do you find it stressful, if at all, to be in public?

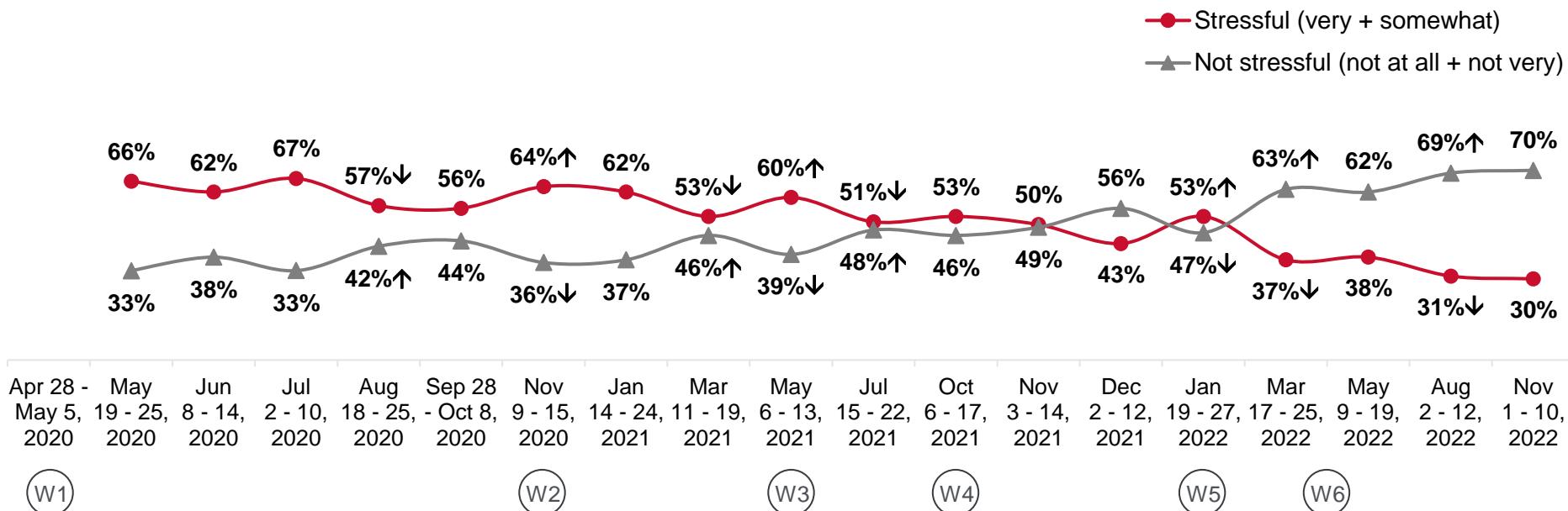
Mar 17 - May 19, 2022: On March 1st, the Province lifted most pandemic restrictions. This includes capacity limits for businesses as well as mandatory face masks, except for on public transit and in health care settings. Since March 1st, to what extent do you find it stressful, if at all, to be in public?

May 19, 2020 - Jan 27, 2022: During this pandemic, when you have to leave your house and be out in public, to what extent do you find it stressful?

Base: All respondents (n=500)

Tracking: Stress Level in Public During Pandemic

Stress Level When in Public During the Pandemic



Note: Total might not equal 100% due to responses of “don’t know” and “prefer not to answer.”

NOTE: Question first asked in May 2020.

Beginning Aug 2, 2022: As you might already know, face masks are now only necessary where a business or organization requires it. In the past month, to what extent do you find it stressful, if at all, to be in public?

Mar 17 - May 19, 2022: On March 1st, the Province lifted most pandemic restrictions. This includes capacity limits for businesses as well as mandatory face masks, except for on public transit and in health care settings. Since March 1st, to what extent do you find it stressful, if at all, to be in public?

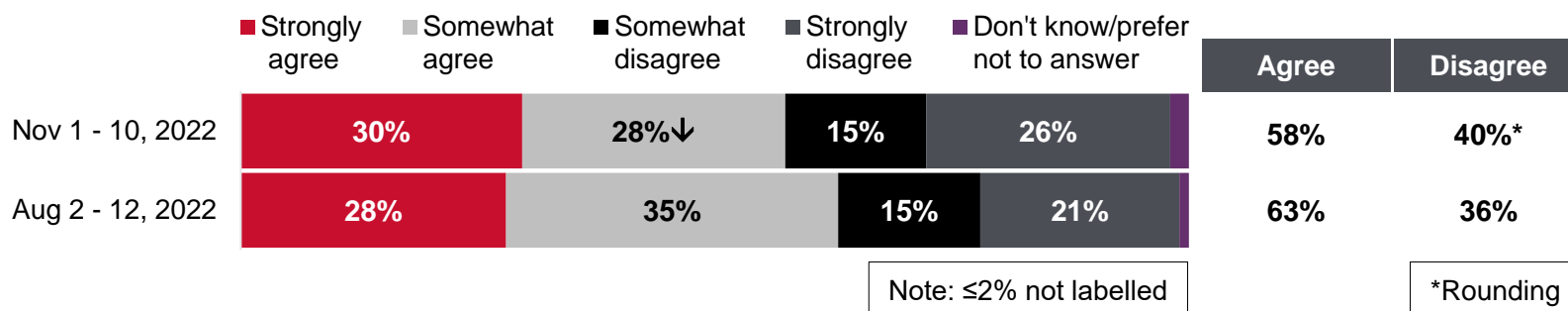
May 19, 2020 - Jan 27, 2022: During this pandemic, when you have to leave your house and be out in public, to what extent do you find it stressful?

Base: All respondents (n=500, except May 19 - 25, 2020: n=400; Apr 28 - May 5, 2020: n=400)

Impact on Personal Relationships

Around three-fifths (58%) of Calgarians agree they have experienced a negative impact on their personal relationships as a result of differing opinions about COVID-19. Calgarians 35 to 64 years of age are more likely than seniors (65 or older) to agree (64% vs. 48%, respectively).

I've Experienced a Negative Impact on my Personal Relationships as a Result of Differing Opinions about COVID-19



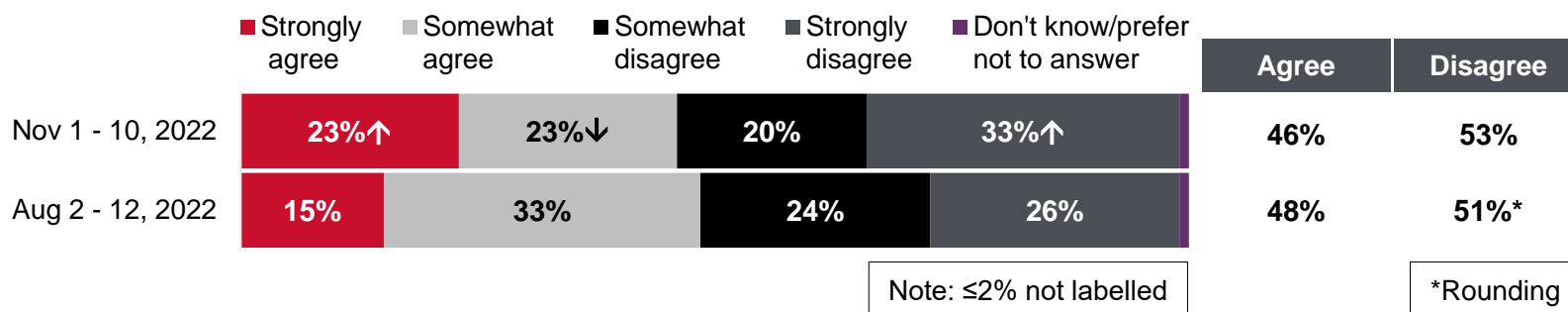
New question beginning August 2, 2022

For each of the following statements, please tell me if you strongly agree, somewhat agree, somewhat disagree, or strongly disagree.
Base: All respondents (n=500)

Impact on Work/Professional Relationships

Nearly one-half (46%) of Calgarians agree they have experienced a negative impact on their work or professional relationships as a result of differing opinions about COVID-19. Although this is consistent with results in August, more Calgarians now 'strongly' agree (23% vs. 15% in August) while fewer 'somewhat' agree (23% vs. 33% in August). Calgarians 18 to 64 years of age are more likely than seniors to agree they have experienced a negative impact on their work or professional relationships as a result of differing opinions about COVID-19 (48% 18 to 34 and 48% 35 to 64 vs. 31% 65 or older).

I've Experienced a Negative Impact on my Work or Professional Relationships as a Result of Differing Opinions about COVID-19



New question beginning August 2, 2022

For each of the following statements, please tell me if you strongly agree, somewhat agree, somewhat disagree, or strongly disagree.

Base: All respondents excluding those who answered "not applicable" (Nov 1 - 10, 2022: n=448; Aug 2 - 12, 2022: n=438)




Moving Forward

Measures Used to Protect Against COVID-19

When asked what measures they personally used in the past month to protect against COVID-19, around two-fifths (43%) of Calgarians say they wore a face mask/shield, down from 50% in August and 62% in May, and as many (42%) say they washed/sanitized their hands frequently. One-fifth (21%) of Calgarians avoided being around other people/in crowded places to protect against COVID-19, down from 33% in August. One-quarter (24%) say they did not take any measures to protect against COVID-19. Females are more likely than males to say they protected against COVID-19 in the past month by wearing a face mask/shield (50% vs. 35%, respectively), washing/sanitizing their hands frequently (47% vs. 36%) and/or avoiding being around other people/crowded places (27% vs. 15%). Conversely, males are more likely than females to say they did not take any measures (29% vs. 19%, respectively). Seniors are more likely than younger Calgarians to have worn a face mask/shield to protect against COVID-19 (55% 65 or older vs. 39% 18 to 34 and 41% 35 to 64), while younger Calgarians are more likely than their older counterparts to say they washed/sanitized their hands frequently as protection (55% 18 to 34 vs. 40% 35 to 64 vs. 23% 65 or older).

Measures Personally Used to Protect Against COVID-19



[NOTE: Open-ended question, meaning response options were not read to the respondent. Respondents' answers were coded into themes.]

Beginning Aug 2, 2022: In the past month, what, if any, measures have you personally used to protect against COVID-19? Please do not include measures you are required to take as part of your job or volunteer work.

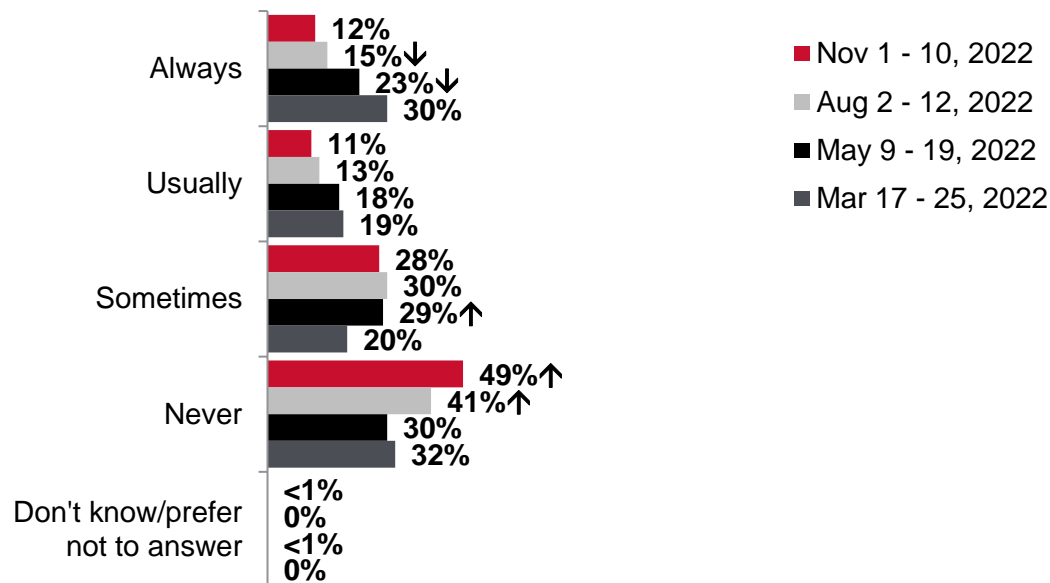
Mar 17 - May 19, 2022: Since March 1st, what, if any, measures do you personally use to protect against COVID-19? Please do not include measures you are required to take as part of your job or volunteer work.

Base: All respondents (n=500)

Frequency of Voluntarily Wearing a Face Mask

Around one-tenth (12%) of Calgarians say they always wore a face mask in public (not including where a business or organization requires it) in the past month. Although this is on par with results in August, it has been trending down since March. One-half (49%) of Calgarians say they never wore a face mask where it was not required, up from 41% in August and 32% in March. Males are more likely than females to say they never wore a face mask in the past month (56% vs. 43%, respectively), as are younger Calgarians compared to seniors (51% 35 to 64 vs. 39% 65 or older). Calgarians with annual household incomes less than \$75,000 are more likely than those with higher household incomes to say they always wore a face mask where not required in the past month (19% <\$45,000 and 23% \$45,000 - <\$75,000 vs. 4% \$75,000 to <\$105,000, 6% \$105,000 to <\$135,000 and 7% \$135,000 or more).

Frequency of Wearing a Face Mask in Public Where Not Required in the Past Month



Beginning Aug 2, 2022: In the past month, how often did you wear a face mask in public, not including where a business or organization still requires it?

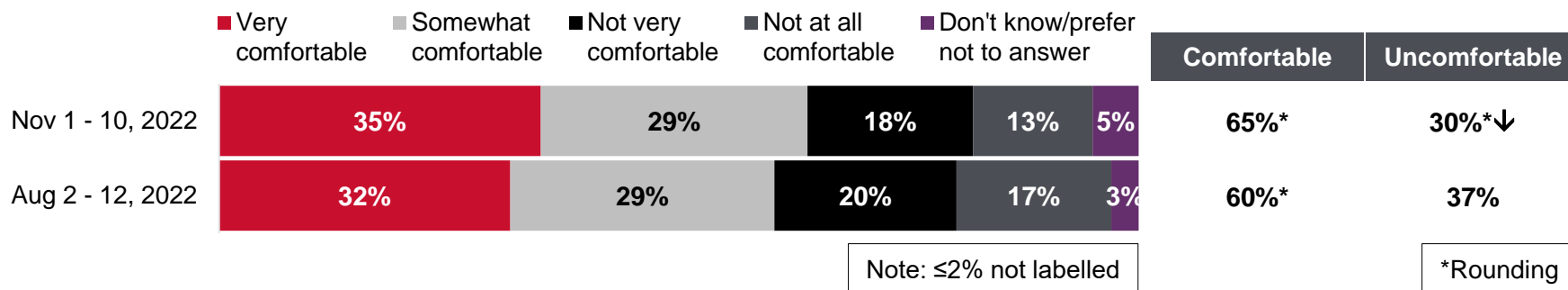
Mar 17 - May 19, 2022: Since March 1st, how often do you wear a face mask in public, not including where it's still required on public transit and in health care settings? Would you say ...?

Base: All respondents (n=500)

Comfort on Transit Post-Face Mask Requirement

Two-thirds (65%) of Calgarians say they are or would be comfortable riding a Calgary Transit bus or CTrain now that face masks are no longer required on public transit. Three-in-ten (30%) would be uncomfortable, down from 37% in August. Males are more likely than females to be comfortable using Calgary Transit now that face masks are not required (77% vs. 53%, respectively), as are younger Calgarians compared to seniors (75% 18 to 34 vs. 63% 35 to 64 vs. 51% 65 or older).

Comfort Level Taking Calgary Transit Bus or CTrain Now that Face Masks are Not Required



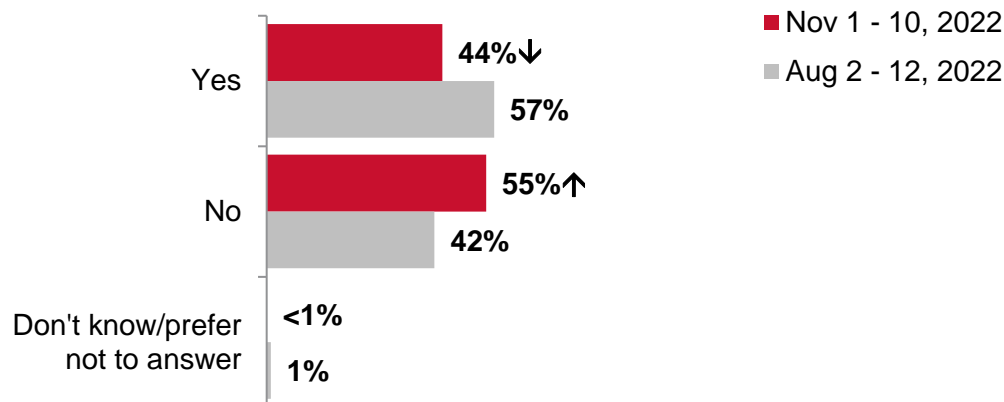
New question beginning August 2, 2022

To what extent are you or would you be comfortable taking a Calgary Transit bus or CTrain now that face masks are no longer required on public transit?
Base: All respondents (n=500)

Attended an Outdoor Event with a Large Crowd

More than two-fifths (44%) of Calgarians have attended an outdoor event with a large crowd in the past two months. Although this is lower than in August, it is likely due to fewer outdoor events being held in the fall months. Younger Calgarians are more likely than seniors to have attended an outdoor event with a large crowd in the past two months (49% 18 to 34 and 47% 35 to 64 vs. 28% 65 or older).

Attended an Outdoor Event with a Large Crowd in Attendance in the Past 2 Months



New question beginning August 2, 2022

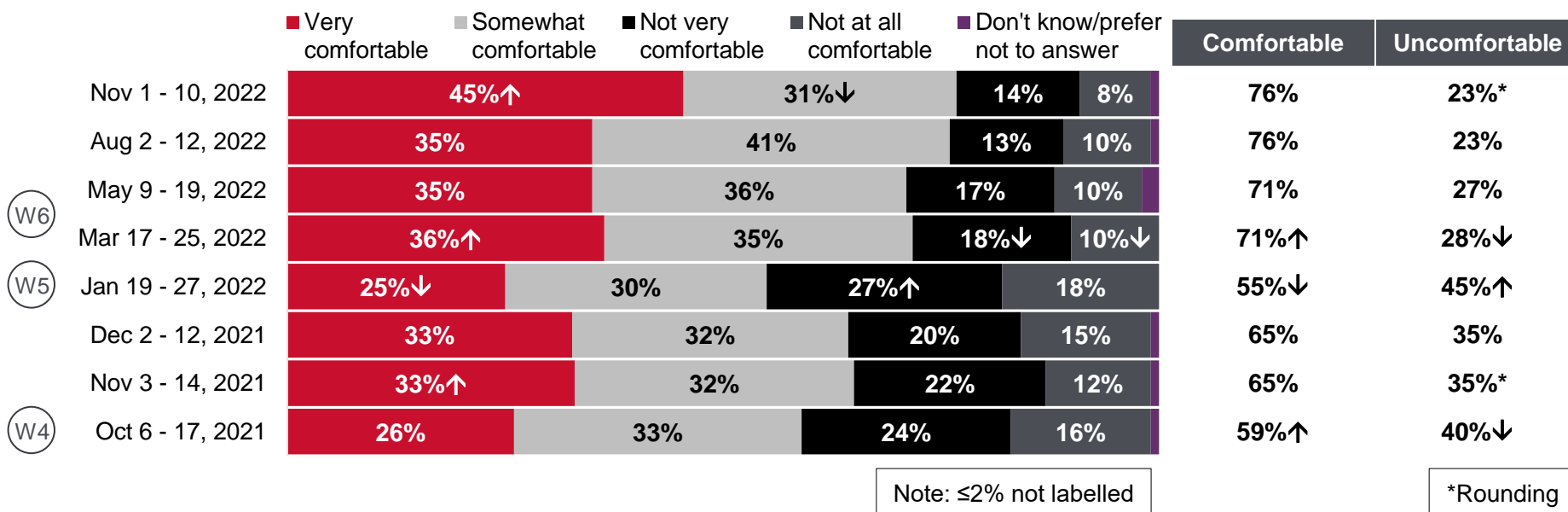
In the past two months, have you attended an outdoor event that had a large crowd in attendance?

Base: All respondents (n=500)

Comfort Attending Outdoor Events

Three-quarters (76%) of Calgarians are or would be comfortable attending an outdoor event with a large crowd in the next couple of months, up from 55% in January. Although this is consistent with results in August, the proportion who say they would be 'very' comfortable has increased (45%, up from 35% in August). Younger Calgarians are more likely than seniors to be comfortable attending an outdoor event with a large crowd in the next couple of month (84% 18 to 34 and 77% 35 to 64 vs. 61% 65 or older).

Comfort with Attending an Outdoor Event with a Large Crowd in the Next Couple of Months



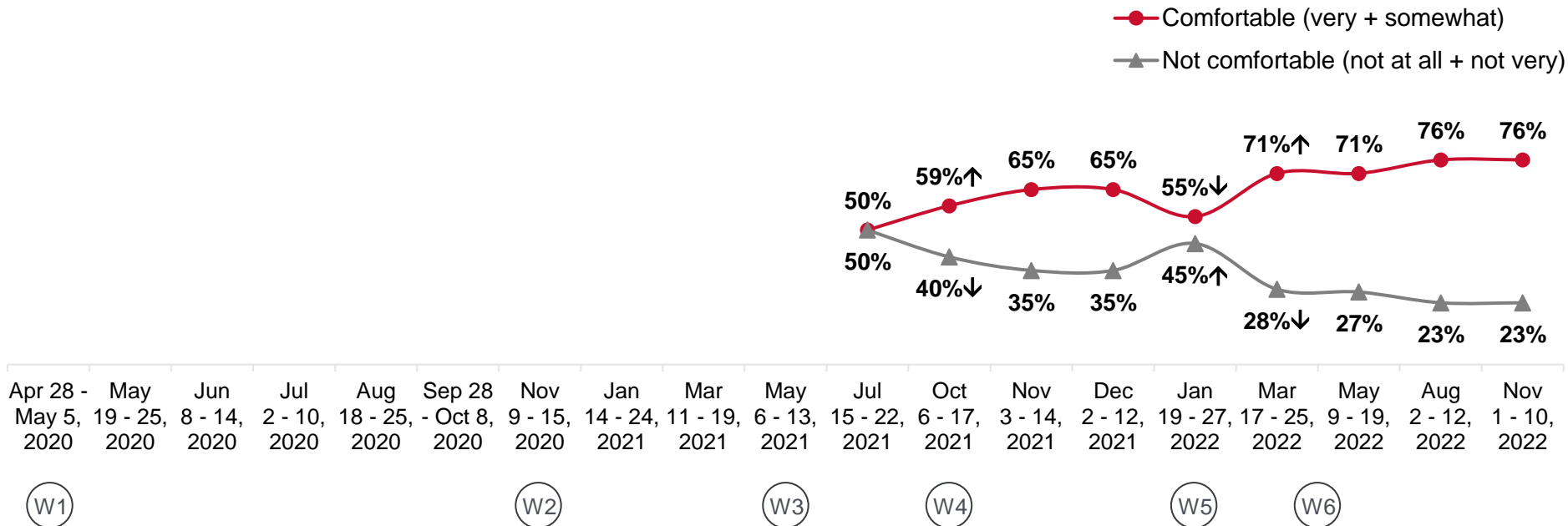
Beginning Oct 6, 2021: Over the next couple of months, how comfortable are you or would you be attending an outside event that has a large crowd in attendance?

July 15 - 22, 2021: This summer, how comfortable are you or would you be attending an outside event that has a large crowd in attendance?

Base: All respondents (n=500)

Tracking: Comfort Attending Outdoor Events

Comfort with Attending an Outdoor Event with a Large Crowd in the Next Couple of Months



Note: Total might not equal 100% due to responses of “don’t know” and “prefer not to answer.”

NOTE: Question first asked in July 2021.

Beginning Oct 6, 2021: Over the next couple of months, how comfortable are you or would you be attending an outside event that has a large crowd in attendance?

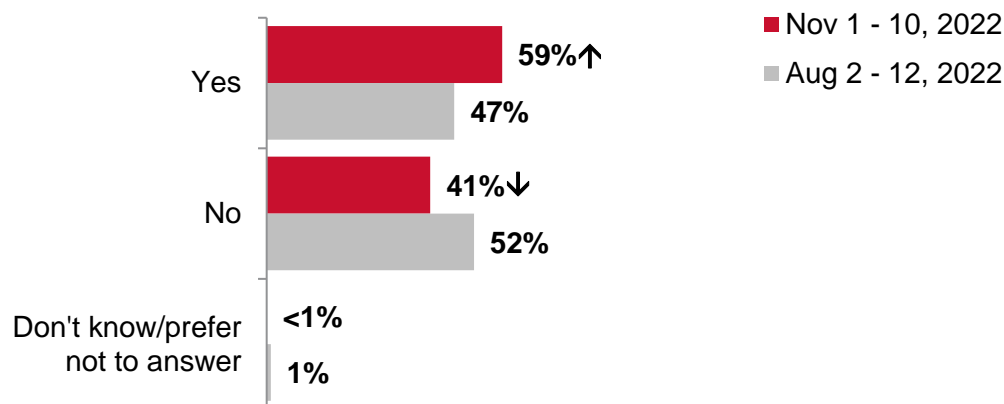
July 15 - 22, 2021: This summer, how comfortable are you or would you be attending an outside event that has a large crowd in attendance?

Base: All respondents (n=500)

Attended an Indoor Event with a Large Crowd

Three-fifths (59%) of Calgarians have attended an indoor event with a large crowd in the past two months, up from 47% in August. Younger Calgarians are more likely than seniors to have attended an indoor event with a large crowd in the past two months (66% 18 to 34 and 61% 35 to 64 vs. 42% 65 or older). Calgarians with annual household incomes of \$135,000 or more are more likely than those with lower household incomes to have done this (78% vs. 45% <\$45,000, 42% \$45,000 to <\$75,000 and 59% \$75,000 to <\$105,000).

Attended an Indoor Event with a Large Crowd in Attendance in the Past 2 Months



New question beginning August 2, 2022

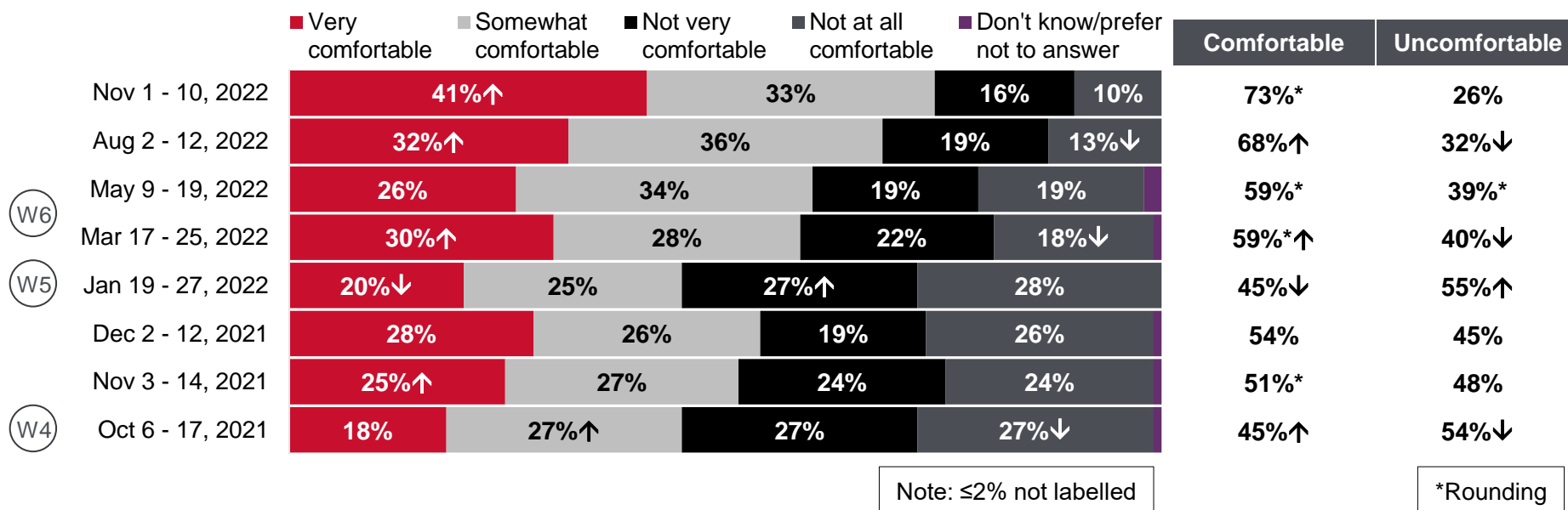
In the past two months, have you attended an indoor event that had a large crowd in attendance?

Base: All respondents (n=500)

Comfort Attending Indoor Events

Around three-quarters (73%) of Calgarians are or would be comfortable attending an indoor event with a large crowd in the next couple of months. Although this is consistent with results in August, the proportion who say they would be 'very' comfortable has increased (41%, up from 32% in August). This measure is significantly higher than in January (45%) and the highest it has been since tracking began in July 2021. Younger Calgarians are more likely than seniors to be comfortable attending an indoor event with a large crowd in the next couple of months (77% 18 to 34 and 75% 35 to 64 vs. 62% 65 or older). Calgarians with annual household incomes of \$135,000 or more are more likely than those with lower household incomes to be comfortable with this (85% vs. 60% <\$45,000 and 65% \$45,000 to <\$75,000).

Comfort with Attending an Indoor Event with a Large Crowd in the Next Couple of Months



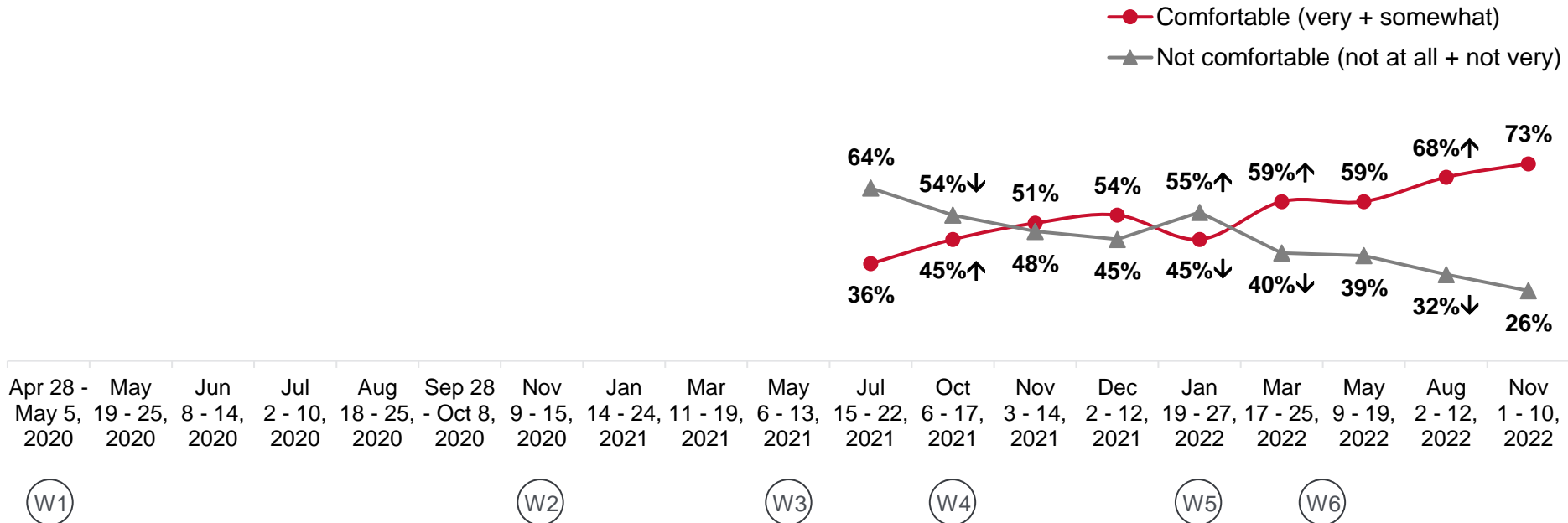
Beginning Oct 6, 2021: Over the next couple of months, how comfortable are you or would you be attending an inside event that has a large crowd in attendance?

July 15 - 22, 2021: This summer, how comfortable are you or would you be attending an inside event that has a large crowd in attendance?

Base: All respondents (n=500)

Tracking: Comfort Attending Indoor Events

Comfort with Attending an Indoor Event with a Large Crowd in the Next Couple of Months



Note: Total might not equal 100% due to responses of “don’t know” and “prefer not to answer.”

NOTE: Question first asked in July 2021.

Beginning Oct 6, 2021: Over the next couple of months, how comfortable are you or would you be attending an inside event that has a large crowd in attendance?

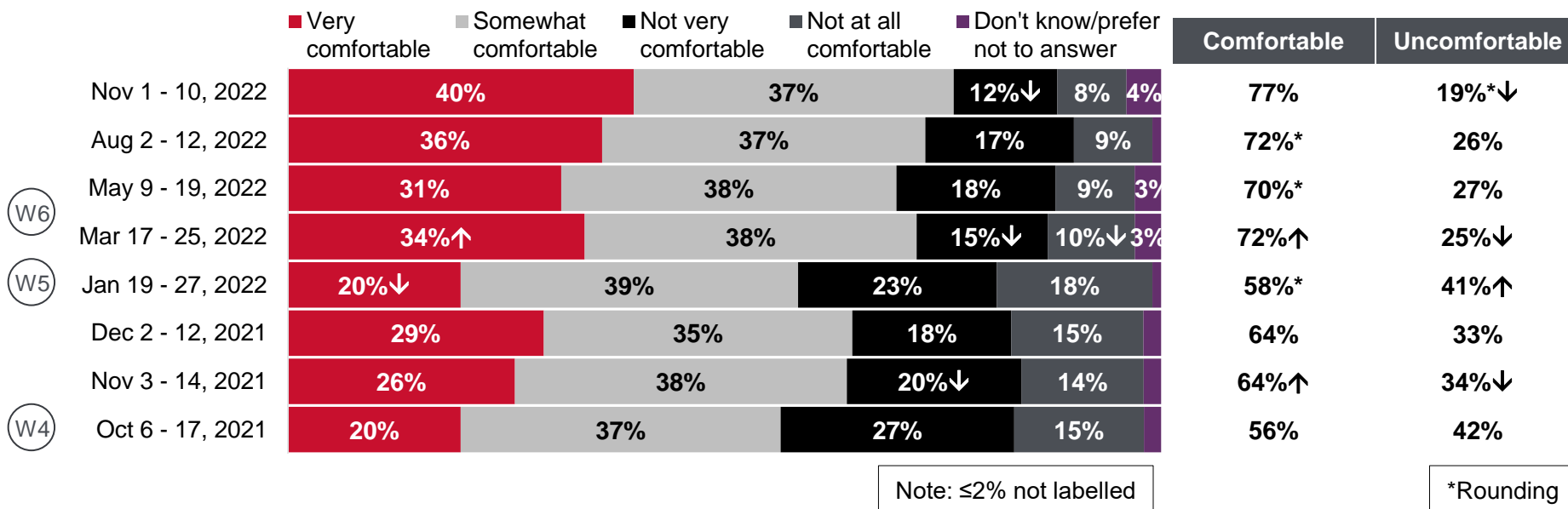
July 15 - 22, 2021: This summer, how comfortable are you or would you be attending an inside event that has a large crowd in attendance?

Base: All respondents (n=500)

Comfort Attending an Indoor Event such as City In-Person Engagement or Research Focus Group

Around three-quarters (77%) of Calgarians are or would be comfortable attending an indoor event like an in-person public engagement event or focus group about a City project or issue in the next couple of months. Although this is not statistically higher than in August, it is up from 58% in January and the highest it has been since tracking began in July 2021. Males are more likely than females to be comfortable attending this type of indoor event (85% vs. 69%, respectively), as are younger Calgarians compared to seniors (83% 18 to 34 and 79% 35 to 64 vs. 60% 65 or older). Calgarians with annual household incomes of \$135,000 or more are more likely than those with lower household incomes to be comfortable with this (88% vs. 66% <\$45,000 and 73% \$45,000 to <\$75,000).

Comfort Attending an Indoor Event such as City In-Person Public Engagement or a Research Focus Group in the Next Three Months

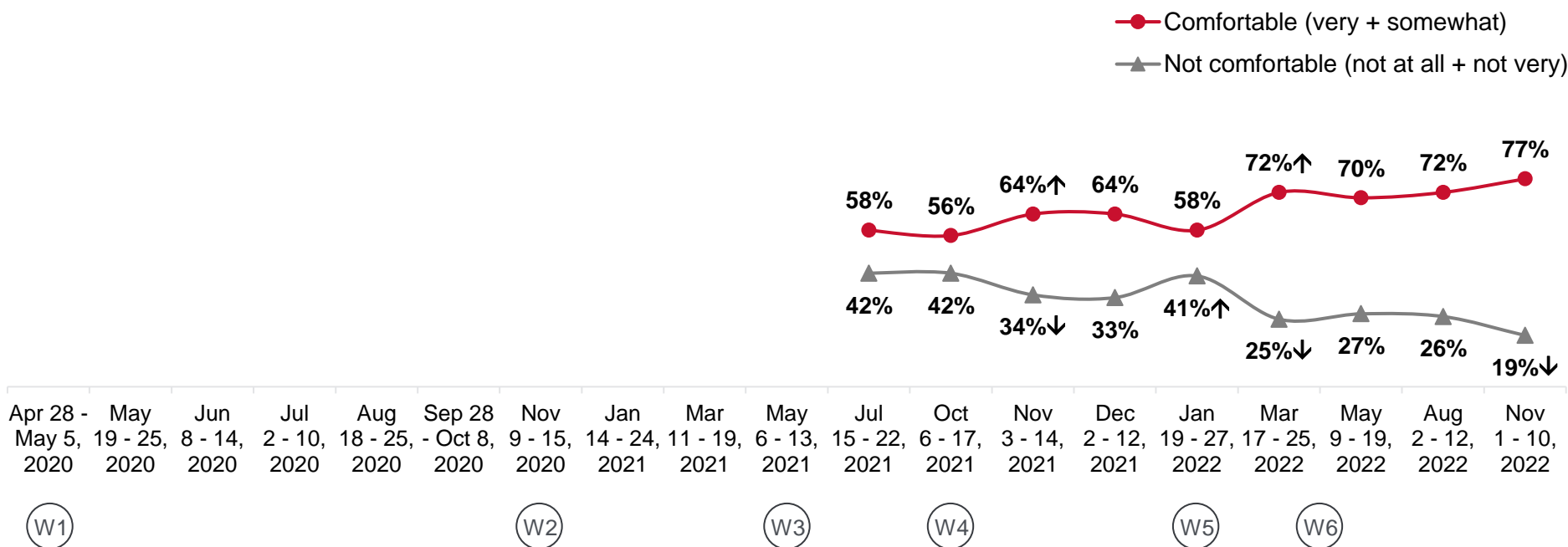


Over the next couple of months, how comfortable are you or would you be attending an inside event like an in-person public engagement event or research focus group about a City project or City issue?

Base: All respondents (n=500)

Tracking: Comfort Attending an Indoor Event such as City In-Person Engagement or Research Focus Group

**Comfort Attending an Indoor Event such as City In-Person Public Engagement
or a Research Focus Group in the Next Three Months**



Note: Total might not equal 100% due to responses of “don’t know” and “prefer not to answer.”

NOTE: Question first asked in July 2021.

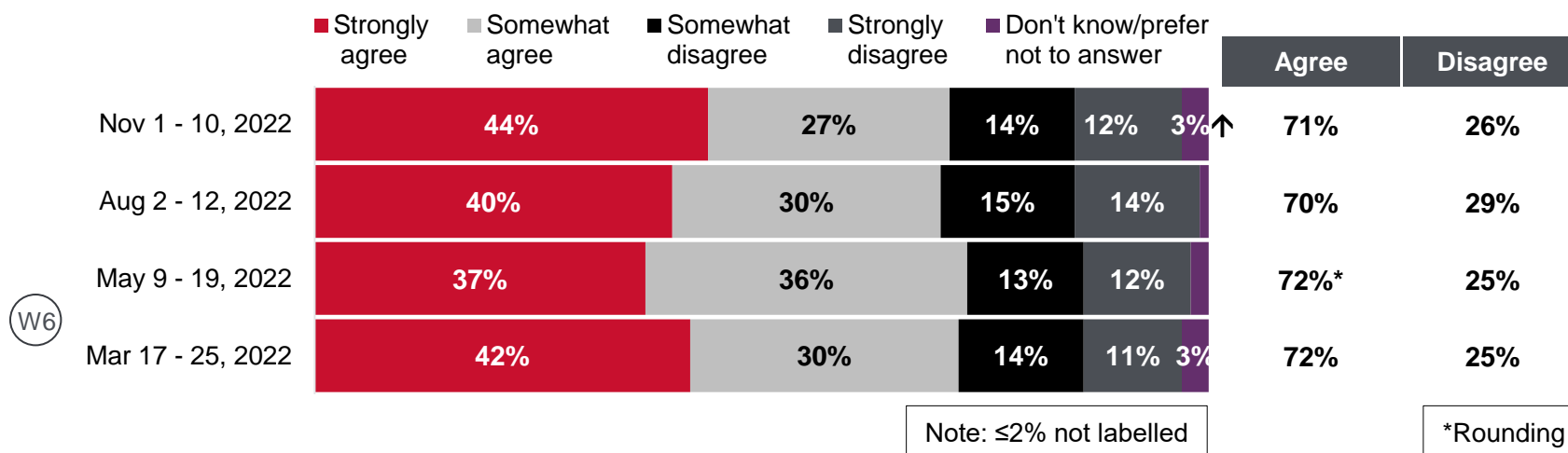
Over the next couple of months, how comfortable are you or would you be attending an inside event like an in-person public engagement event or research focus group about a City project or City issue?

Base: All respondents (n=500)

Opinion: We Should Start Treating COVID-19 as Part of Everyday Life

Seven-in-ten Calgarians (71%) agree we should move past COVID-19 being treated as a pandemic and instead treat it as part of everyday life, on par with results from earlier in the year. Residents of the N.W. and N.E. quadrants are more likely than S.W. residents to agree (75% and 80% vs. 62%, respectively), as are those with children under the age of 18 in the household compared to those without (77% vs. 67%, respectively).

We Should Move Past COVID-19 Being Treated as a Pandemic and Instead Treat it as Part of Everyday Life

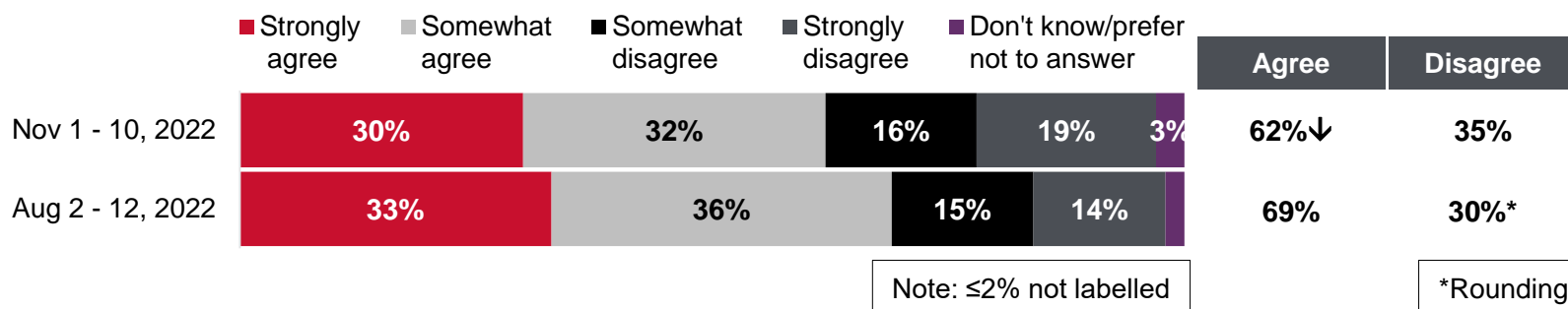


For each of the following statements, please tell me if you strongly agree, somewhat agree, somewhat disagree, or strongly disagree.
Base: All respondents (n=500)

Concern about the Pandemic

Around three-fifths (62%) of Calgarians agree they are concerned there will be another wave of COVID-19 in Alberta this winter, down from 69% of Calgarians in August being concerned there would be a wave of COVID-19 in the fall. Females are much more likely than males to agree (72% vs. 52%, respectively), as are seniors compared to younger Calgarians (76% 65 or older vs. 61% 18 to 34 and 58% 35 to 64).

I am Concerned there will be Another Wave of COVID-19 in Alberta in this Winter



New question beginning August 2, 2022

November 2 - 10, 2022: I am concerned there will be another wave of COVID-19 in Alberta this winter.

August 2 - 12, 2022: I am concerned there will be another wave of COVID-19 in Alberta this fall.

For each of the following statements, please tell me if you strongly agree, somewhat agree, somewhat disagree, or strongly disagree.

Base: All respondents (n=500)

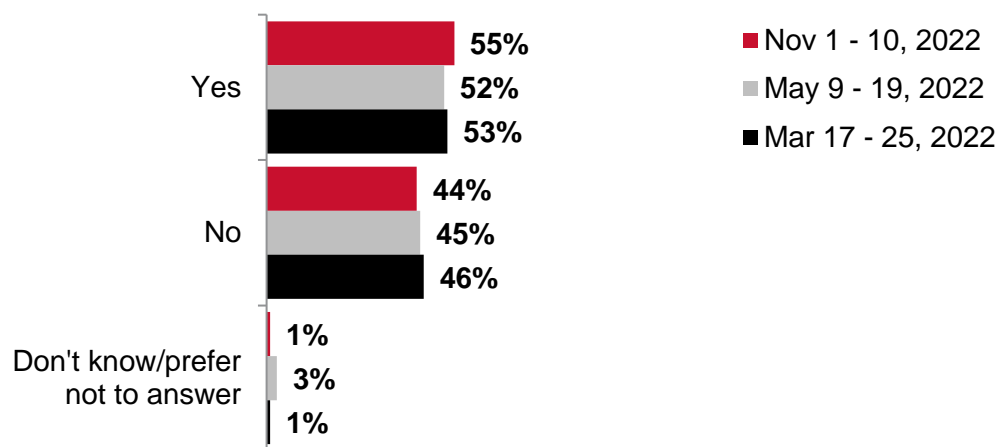


Working from Home and Return to Work Site

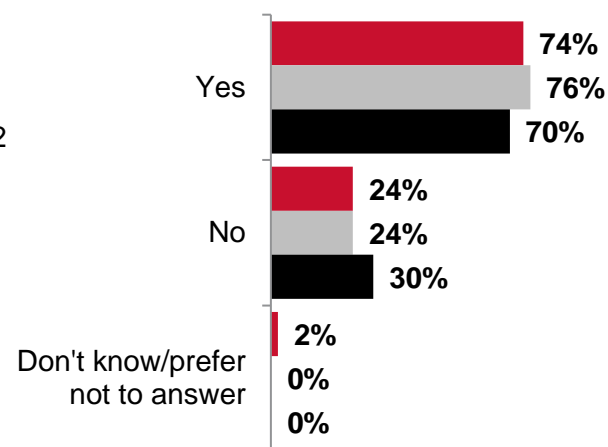
Return to Work Site at Least Part-time

Slightly more than one-half (55%) of Calgarians who were employed in February and working from home were doing so because of the Province's mandatory work-from-home requirement and among these Calgarians, three-quarters (74%) have returned or will be returning to their work site at least part-time.

Working from Home Due to Mandatory Work-from-home Requirement



Returning to Work Site at Least Part-time*



*Caution: Small sample size

Were you working from home because of the Province's mandatory work-from-home requirement? [includes employer's work-from-home requirement]

Base: Respondents working from home in February (Nov 1 - 10, 2022: n=106; May 9 - 19, 2022: n=147; Mar 17 - 25, 2022: n=137)

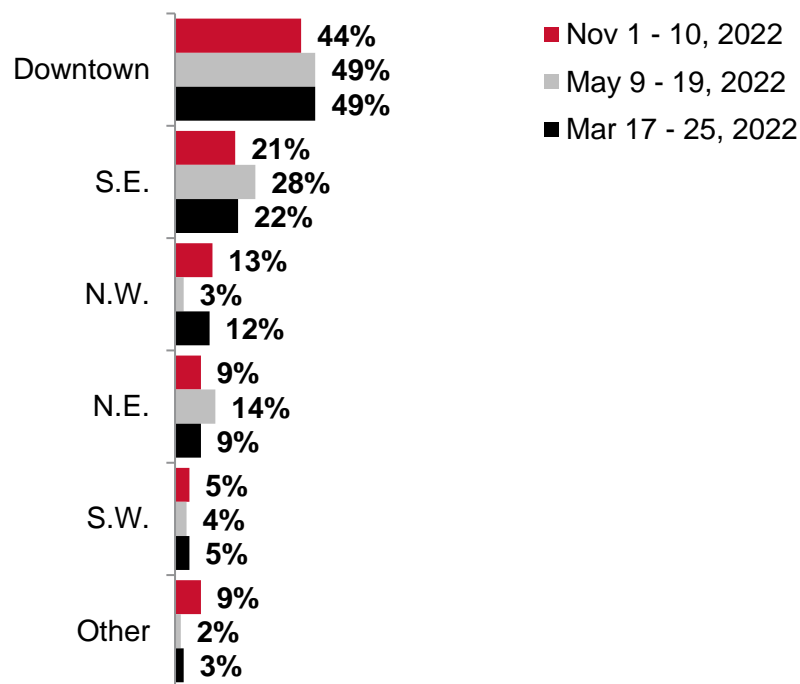
Following the lifting of the Province's mandatory work-from-home requirement on March 1st, have you, or will you be, returning to your work site at least part-time?

Base: Respondents working from home in February due to Province's work from home requirements (Nov 1 - 10, 2022: n=54*; May 9 - 19, 2022: n=76; Mar 17 - 25, 2022: n=72*)

Location of Work Site Returned/Returning To

For two-fifths (44%) of Calgarians who have returned or will be returning to their work-site at least part-time*, that work site is located downtown. One-fifth (21%) have returned or are returning to a work site in the S.E. quadrant while fewer have returned or will be returning to a work site in one of the other quadrants (13% N.W., 9% N.E. and 5% S.W.).

Location of Work Site to Which Respondents Have or Will Return at Least Part-time*



*Caution: Small sample size

And is that work site located in:

Base: Respondents who worked from home in February due to Province's work from home requirements but have returned or will return to their work site at least part-time (Nov 1 - 10, 2022: n=42*; May 9 - 19, 2022: n=58*; Mar 17 - 25, 2022: n=50*)

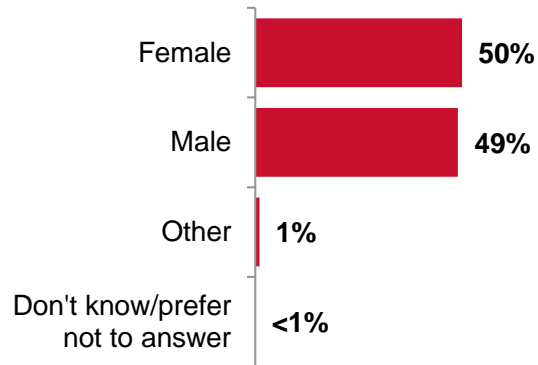
Demographics



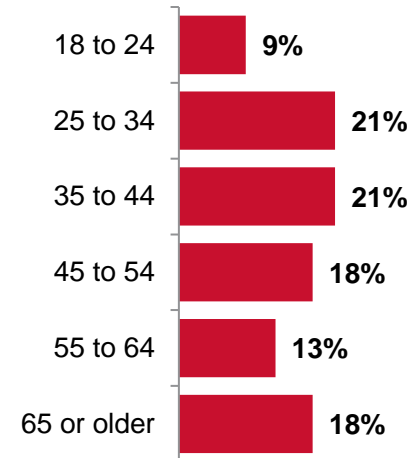
Demographics

Gender

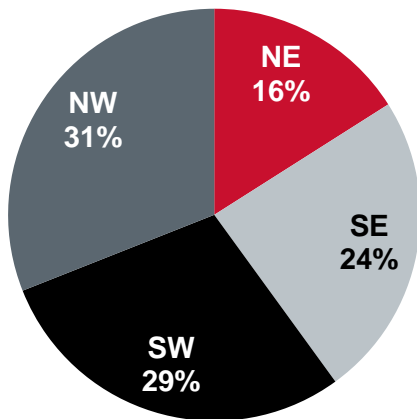
(asked, not inferred)



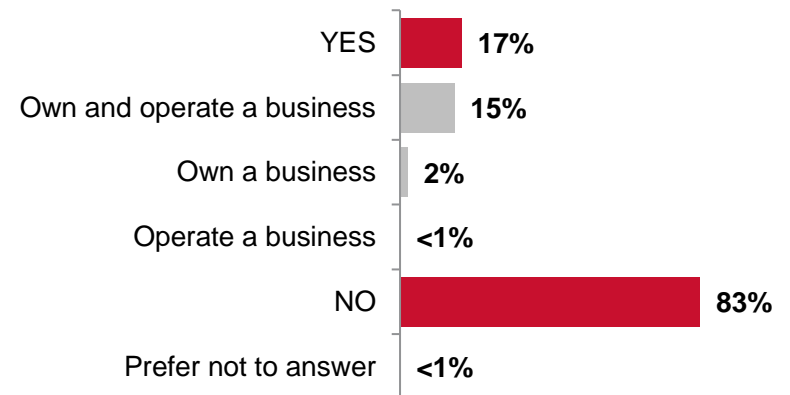
Age



Quadrant of Residence



Own and/or Operate a Business in Calgary

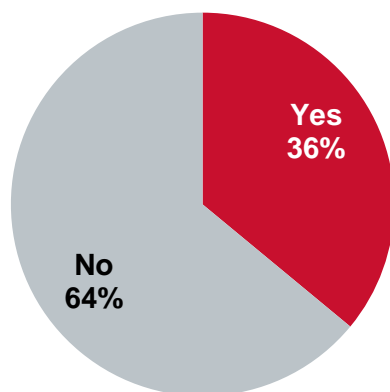


Base: All respondents (n=500)

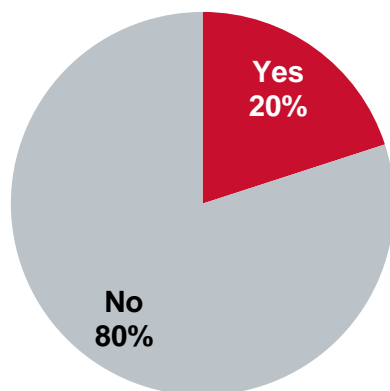
NOTE: Totals may not add to 100% due to rounding.

Demographics – cont'd

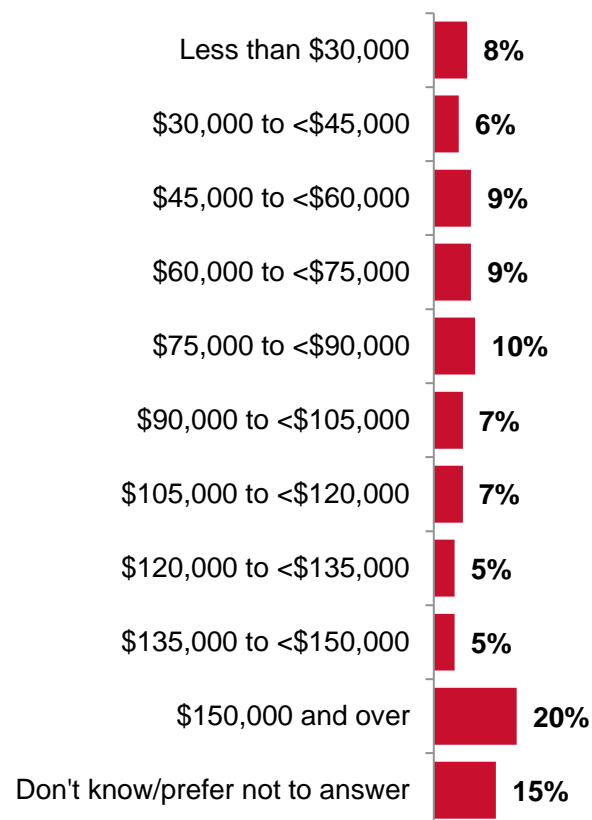
Children Under the Age of 18 in the Household



Senior (aged 65+ years) in the Household



Annual Household Income



Base: All respondents (n=500)

NOTE: Totals may not add to 100% due to rounding.

COVID-19 Pandemic Timeline



COVID-19 Pandemic Timeline

2020

- Jan 25 – First presumptive case in Canada
- Jan 27 – First confirmed case in Canada
- Mar 5 – First presumptive case in Alberta; beginning Wave 1
- Mar 8 – Canada records first COVID-19 death
- Mar 11 – World Health Organization declares pandemic
- Mar 15 – City declares State of Local Emergency (SOLE), closes non-essential businesses/services, City facilities, pools and libraries, and all daycares; Alberta schools closed to in-person classes
- Mar 17 – Alberta declares State of Public Health Emergency
- Mar 18 – Canada-USA border closed to non-essential travel
- Mar 19 – Alberta records first COVID-19 death
- Apr 23 – 2020 Calgary Stampede cancelled
- May 13 – Alberta implements Stage 1 of relaunch (excl. Calgary)
- May 25 – Phase 1 of relaunch begins in Calgary and Brooks
- Jun 1 – COVID-19 testing available to all Albertans
- Jun 12 – Alberta implements Stage 2 of relaunch; Calgary's SOLE expires
- Jun 16 – Alberta's State of Public Health Emergency expires
- Aug 1 – Temporary Face Coverings Bylaw in effect
- Sep 1 – Return to class for Kindergarten – Grade 12
- Oct 3 – Approximate beginning of Wave 2
- Nov 24 – Alberta restricts social gatherings and closes high schools to in-person classes until after Christmas break
- Dec 8 – Alberta declares enhanced restrictions on indoor and outdoor gatherings and businesses

2021

- Feb 8 – Step 1 restrictions lifted in Alberta
- Feb 24 – Vaccine available to all Albertans aged 75+ years
- Feb 28 – Step 2 restrictions lifted in Alberta
- Mar 15 – Vaccine available to Albertans aged 65 years or older
- Mar 16 – Approximate beginning of Wave 3
- Mar 30 – Vaccine available to Albertans born in 1957 or later and to those aged 12-64 with eligible underlying conditions
- Apr 9 – Alberta returns to Stage 1
- Apr 20 – AstraZeneca vaccine becomes available to Albertans aged 40+
- May 4 – Alberta announces new restrictions, moves schools to online
- May 6 – Vaccine available to Albertans aged 30 years or older
- May 10 – Vaccine available to Albertans aged 12 years or older
- May 26 – Alberta announces "Open for Summer Plan" (OfS Plan)
- Jun 1 – Alberta lifts some restrictions in Phase 1 of OfS Plan
- Jun 10 – Alberta lifts more restrictions in Phase 2
- Jul 1 – Alberta lifts all remaining restrictions in Phase 3
- Jul 5 – Calgary repeals Face Covering Bylaw
- Aug 18 – Approximate beginning of Wave 4
- Sep 4 – Pandemic Face Covering Bylaw in effect
- Sep 15 – Alberta implements new restrictions
- Sep 20 – Restrictions Exemption Program in effect
- Sep 23 – Vaccine Passport Bylaw in effect
- Dec 24 – Approximate beginning of Wave 5; restrictions on restaurants and bars, interactive activities, and large venues take effect

COVID-19 Pandemic Timeline

2022

- Jan 10 – PCR testing for COVID-19 in Alberta limited to people with risk factors for severe outcomes and those who live or work in high-risk settings
- Feb 8 – Alberta announces easing of restrictions
- Feb 9 – Alberta's Restrictions Exemption Program is discontinued and The City's Vaccine Passport Bylaw lifted
- Feb 14 – Alberta's mask requirement for schools and for children 12 and younger is discontinued
- Mar 1 – Alberta's face mask requirement, capacity and gathering restrictions, and work-from-home requirement are discontinued and The City's Pandemic Face Covering Bylaw is lifted
- Mar 8 – Approximate beginning of Wave 6
- Jun 14 – All remaining mandatory public health restrictions in Alberta are lifted; masking in Alberta Health Services and contracted health facilities shifts to organizational policy

Questionnaire



Questionnaire

INT01. INTRODUCTION

We are conducting a study among adult Calgarians about the impact of COVID-19 in Calgary and would like to include your input, which should only take about 15 minutes. Would now be a good time?

(INTERVIEWER NOTE: IF CREDIBILITY IS AN ISSUE OR IF RESPONDENT HAS A CONCERN SAY: If you wish to talk to a City official about this survey, we encourage you to contact The City at 311 and specifically mention the "2022 Citizen Perspectives Survey." City staff would be happy to address your concerns.)

PREQ.

Before we get started, I want to let you know that the personal information collected in this survey is done so under the authority of the Freedom of Information and Protection of Privacy Act, Section 33(c) and is used to provide guidance to The City of Calgary when it comes to making decisions regarding municipal matters. If you have questions about the collection or use of your information, please contact a City of Calgary Research Coordinator at 403-268-3617 and specifically mention the "2022 Citizen Perspectives COVID-19 Survey", send an email to research@calgary.ca or send a letter to "Research Coordinator, The City of Calgary, Mail code 8305, P.O. Box 2100, Station M, Calgary, AB Canada T2P 2M5."

SCREENERS

QS7. To confirm, are you 18 years of age or older and do you currently live in Calgary?

1. Yes [CONTINUE]
2. No → may I please speak with someone who is? [REPEAT INTRODUCTION – INCLUDING THE FOIP STATEMENT]
3. No → not qualified / no one available [THANK & TERMINATE]

[TRACK GENDER QUOTAS WITHIN QUADRANTS – BASED ON QS1 AND QSEX]

QSEX. Record Gender (DO NOT ASK)

Male
Female

QS4. And which of the following age groups do you belong to? Just stop me when I get to your age group.

1. 18 to 19 yrs
2. 20 to 24 yrs
3. 25 to 34 yrs
4. 35 to 44 yrs
5. 45 to 54 yrs
6. 55 to 64 yrs
7. 65 to 74 yrs
8. 75 and older
99. Refused [DO NOT READ] [THANK AND END SURVEY]

AGESEX. [TRACK AGE QUOTAS WITHIN QUADRANTS/GENDER – BASED ON QSEX, QS1 AND QS4]

Male 18 to 34
Male 35 to 54
Male 55 Plus
Female 18 to 34
Female 35 to 54
Female 55 Plus

QS1. Can you tell me which quadrant of the city you live in? (WAIT FOR RESPONSE – READ LIST TO CLARIFY IF NEEDED)

1. Southwest
2. Southeast
3. Northwest
4. Northeast
99. (DO NOT READ) Refused [THANK AND END SURVEY]
96. (DO NOT READ) Does not live in Calgary [THANK AND END SURVEY]

CITY COVID-19 RESPONSE

In this survey, when we say 'The City of Calgary' or 'The City', we mean the Municipal government including Council and Administration.

CONCERN AND CONFIDENCE

CV6. At the moment, has the COVID-19 pandemic had a negative impact on you financially, when it comes to each of the following? If any of the following are not applicable to you, please let me know.

- a. Your capacity to pay your mortgage or rent
- b. Your capacity to pay your property taxes
- c. Your capacity to pay your bills on time

Yes
No
Not applicable
Don't know [DO NOT READ]
Prefer not to answer [DO NOT READ]

CV13. In your opinion, how much of a threat is COVID-19 to each of the following at this point in time? Starting with ... would you say it is ... ?

[ROTATE ITEMS]
The economy of Calgary
The health of Calgary's population as a whole
Day-to-day life in your community
Your personal financial situation
Your physical health
Your mental health

Questionnaire – cont'd

A major threat
A minor threat
Not a threat
Don't know [DO NOT READ]
Prefer not to answer [DO NOT READ]

CV14. Please tell me whether you are very concerned, somewhat concerned, not very concerned, or not at all concerned with each of the following people becoming ill from COVID-19. How about...? (REPEAT LIST IF NECESSARY)

Yourself
Someone in your household
Other family or friends, not in your household

Very concerned
Somewhat concerned
Not very concerned
Not at all concerned
Confirmed or suspected to already have/had it [DO NOT READ]
Don't know [DO NOT READ]
Prefer not to answer [DO NOT READ]

CV34. For each of the following statements, please tell me if you strongly agree, somewhat agree, somewhat disagree, or strongly disagree. The first is [INSERT STATEMENT].

[ROTATE ITEMS]

I am concerned there will be another wave of COVID-19 in Alberta this winter.
We should move past COVID-19 being treated as a pandemic and instead treat it as part of everyday life.

[KEEP FOLLOWING TWO ITEMS TOGETHER AND IN ORDER]

I've experienced a negative impact on my personal relationships as a result of differing opinions about COVID-19.
I've experienced a negative impact on my work or professional relationships as a result of differing opinions about COVID-19.

Strongly agree
Somewhat agree
Somewhat disagree
Strongly disagree
Don't know [DO NOT READ]
Prefer not to answer [DO NOT READ]
Not applicable [ONLY AVAILABLE FOR THE LAST STATEMENT]

CV18. As of today, would you say that each of the following has improved, remained the same, or worsened as a result of the pandemic? [IF IMPROVED OR WORSENERD] Is that a lot or a little?

[ROTATE ITEMS]

Your mental health
Your physical health
Your personal financial situation

Improved a lot
Improved a little
Remained about the same
Worsened a little
Worsened a lot
Don't know [DO NOT READ]
Prefer not to answer [DO NOT READ]

[IF PERSONAL FINANCIAL SITUATION WORSENERD A LITTLE OR A LOT, ASK:]

CV76. Thinking about your personal financial situation six months from now, do you expect it to be ...

Much better than it is now
Somewhat better
About the same
Somewhat worse
Much worse than it is now
Don't know [DO NOT READ]
Prefer not to answer [DO NOT READ]

CV57. As you might already know, face masks are now only necessary where a business or organization requires it. In the past month, to what extent do you find it stressful, if at all, to be in public? Would you say you find it:

Very stressful
Somewhat stressful
Not very stressful
Not at all stressful
I don't go out at all [DO NOT READ]
Don't know [DO NOT READ]
Prefer not to answer [DO NOT READ]

CV58. In the past month, what, if any, measures have you personally used to protect against COVID-19? Please do not include measures you are required to take as part of your job or volunteer work.

[PRE-CODE LIST; DO NOT READ; ACCEPT UP TO 6 RESPONSES]

Wash/sanitize hands frequently
Wear a face mask or shield
Wear gloves

Questionnaire – cont'd

Avoid being around other people/crowded places
Vaccination
Other (please specify):
Don't take any measures [EXCLUSIVE OPTION]
Don't know [EXCLUSIVE OPTION]
Prefer not to answer [EXCLUSIVE OPTION]

CV59. In the past month, how often did you wear a face mask in public, not including where a business or organization still requires it? Would you say ...

Always
Usually
Sometimes
Never
Don't know [DO NOT READ]
Prefer not to answer [DO NOT READ]

CV80. To what extent are you or would you be comfortable taking a Calgary Transit bus or C-Train now that face masks are no longer required on public transit? Would you say you are:

Very comfortable
Somewhat comfortable
Not very comfortable
Not at all comfortable
Don't know [DO NOT READ]
Prefer not to answer [DO NOT READ]

CV77. In the past two months, have you attended an outdoor event that had a large crowd in attendance?

Yes
No
Don't know [DO NOT READ]
Prefer not to answer [DO NOT READ]

CV52. Over the next couple of months, how comfortable are you or would you be attending an outdoor event that has a large crowd in attendance? Would you say you are:

Very comfortable
Somewhat comfortable
Not very comfortable
Not at all comfortable
Don't know [DO NOT READ]
Prefer not to answer [DO NOT READ]

CV78. And in the past two months, have you attended an indoor event that had a large crowd in attendance?

Yes
No
Don't know [DO NOT READ]
Prefer not to answer [DO NOT READ]

CV53. Over the next couple of months, how comfortable are you or would you be attending an indoor event that has a large crowd in attendance? [REPEAT LIST IF NEEDED]

Very comfortable
Somewhat comfortable
Not very comfortable
Not at all comfortable
Don't know [DO NOT READ]
Prefer not to answer [DO NOT READ]

CV54. Over the next couple of months, how comfortable are you or would you be attending an indoor event like an in-person public engagement event or research focus group about a City project or City issue? [REPEAT LIST IF NEEDED]

Very comfortable
Somewhat comfortable
Not very comfortable
Not at all comfortable
Don't know [DO NOT READ]
Prefer not to answer [DO NOT READ]

Just a reminder, when we say 'The City of Calgary' or 'The City', we mean the Municipal government including Council and Administration.

CV15. Overall, how satisfied or dissatisfied are you with The City's COVID-19 response over the course of the pandemic? Are you...?

Very satisfied
Somewhat satisfied
Somewhat dissatisfied
Very dissatisfied
Don't know [DO NOT READ]
Prefer not to answer [DO NOT READ]

Questionnaire – cont'd

CV79. To what extent do you trust or distrust The City to successfully respond to a pandemic in the future? Would you say that you trust The City a great deal, trust The City a little, are neutral, distrust The City a little, or distrust The City a great deal?

Trust a great deal
Trust a little
Neutral
Distrust a little
Distrust a great deal
Never heard of this organization [DO NOT READ]
Don't know [DO NOT READ]
Prefer not to answer [DO NOT READ]

CV63. At the end of February of this year, were you employed or self-employed?

Yes
No
Don't know [DO NOT READ]
Prefer not to answer [DO NOT READ]

[IF CV63 = YES, ASK CV64]

CV64. And in February of this year, did you mainly . . . ?

Work outside of home, such as at an office or other work site
Work from home
Don't know [DO NOT READ]
Prefer not to answer [DO NOT READ]

[IF CV64 = WORK FROM HOME, ASK CV66]

CV66. Were you working from home because of the Province's mandatory work-from-home requirement?

[IF ASKED: This required people who were able to do their job from home to work from home instead of their usual work location.]

Yes [INCLUDE RESPONDENTS WHO SAY THEIR EMPLOYER REQUIRED THEM TO WORK FROM HOME]
No
Don't know [DO NOT READ]
Prefer not to answer [DO NOT READ]

[IF CV66 = YES, ASK CV67]

CV67. Following the lifting of the Province's mandatory work-from-home requirement on March 1st, have you returned, or will you be returning, to your work site at least part-time?

Yes
No
Don't know [DO NOT READ]
Prefer not to answer [DO NOT READ]

[IF CV67 = YES OR DON'T KNOW, ASK CV68]

CV68. And is that work site located in:

[STOP READING LIST WHEN REACHED RESPONDENT'S ANSWER]

Downtown
The SE
The SW
The NE
The NW
Other (please specify): [DO NOT READ]

DEMOGRAPHICS

DQ2. Do you have any children under the age of 18 living in your household?

Yes
No
Refused

DQ3.

IF UNDER 65: Is there anyone aged 65 years or older living in your household?

IF 65 OR OVER: Besides yourself, is there anyone else aged 65 years or older living in your household?

Yes
No
Refused

DQ30. Do you own or operate a business in Calgary?

Yes, own and operate a business
Yes, own a business
Yes, operate a business
No, don't own or operate a business
Prefer to not answer [DO NOT READ]

DQ13. Which of the following categories best describes the total annual income, before taxes, of all the members of your household? (READ LIST)

1 Less than \$90,000
2 \$90,000 and over
99 [DO NOT READ] Don't Know / Refused (SKIP TO DQ16)

Questionnaire – cont'd

[IF “Less than \$90,000” ASK DQ14. IF “\$90,000 and over” ASK DQ15. IF DK/REF, GO TO DQ16]

DQ14. Would that be... (READ LIST – ACCEPT RESPONSES BEFORE FINISHING LIST)

- 1 Less than \$30,000
- 2 \$30,000 to just under \$45,000
- 3 \$45,000 to just under \$60,000
- 4 \$60,000 to just under \$75,000
- 5 \$75,000 to just under \$90,000
- 99 (DO NOT READ) Refused

DQ15. Would that be... (READ LIST – ACCEPT RESPONSES BEFORE FINISHING LIST)

- 1 \$90,000 to just under \$105,000
- 2 \$105,000 to just under \$120,000
- 3 \$120,000 to just under \$135,000
- 4 \$135,000 to just under \$150,000
- 5 \$150,000 and over
- 99 Refused

DQ23. And what is your gender?

[IF NECESSARY - DO NOT READ EXCEPT TO CLARIFY:] Gender refers to the gender that a person internally feels and/or the gender a person publicly expresses in their daily life, including at work, while shopping, or accessing other services, in their home or in the broader community.

DO NOT READ LIST EXCEPT TO CLARIFY

- Male
- Female
- Other – please specify
- Refused / prefer not to say

DQ18. Would you be interested in participating in future research related to The City of Calgary?

- Yes
- No (SKIP TO CLOSE)
- Don't know (SKIP TO CLOSE)

[IF “YES” ASK NEXT, ELSE SKIP TO CLOSE]

DQ18A. Could I please have an email address where we can contact you?

[RECORD EMAIL ADDRESS. ENSURE VALID EMAIL FORMAT.]

DQ18B. Could I please have your first name and a telephone number you can be best reached at?

[RECORD FIRST NAME AND CONFIRM/CHANGE TELEPHONE NUMBER]

DQ18C. Is this phone number a cell phone or a landline?

- 1 Cell phone
- 2 Landline
- 99 Prefer not to answer

This completes the survey. Thank you very much for taking the time to provide feedback.